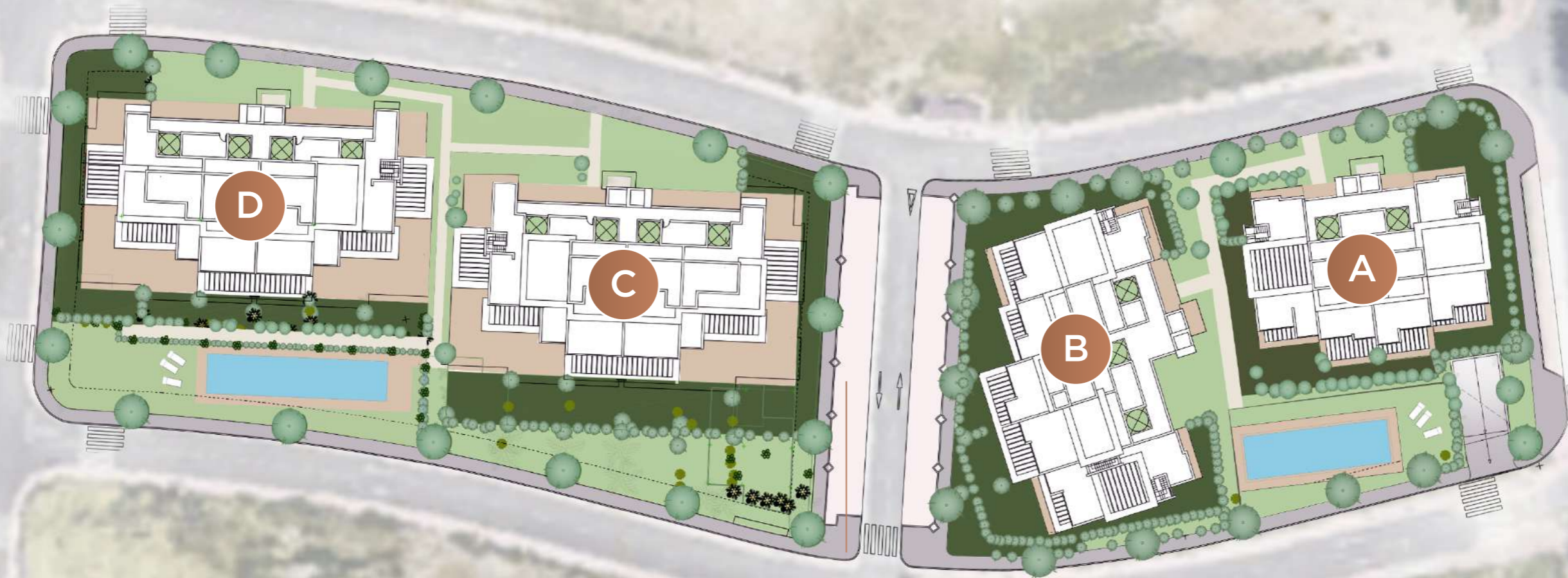




ROYAL PARK
— RESIDENCE —

Blocks Placement

Phase I





ROYAL PARK
— RESIDENCE —

Block A
GROUND FLOOR

TYPE 1

3 BEDROOM APARTMENT
GARDEN



3 BEDROOM APARTMENT
GROUND FLOOR

APT. A04

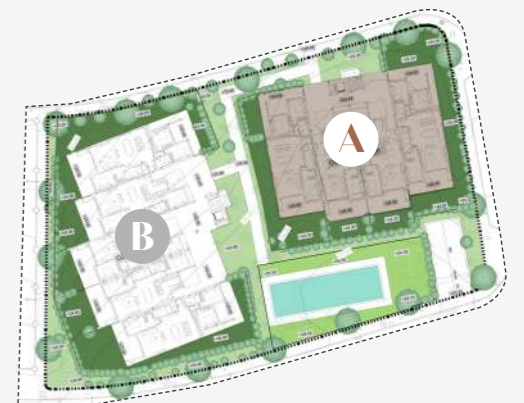
	SOLARIUM	SOLARIUM	SOLARIUM
	TYPE 5 3 BEDROOMS APT. A23	TYPE 5 3 BEDROOMS APT. A22	TYPE 3 3 BEDROOMS APT. A21
TYPE 3 3 BEDROOMS APT. A14	TYPE 2 2 BEDROOMS APT. A13	TYPE 2 2 BEDROOMS APT. A12	TYPE 1 3 BEDROOMS APT. A11
TYPE 1 3 BEDROOMS APT. A04	TYPE 2 2 BEDROOMS APT. A03	TYPE 2 2 BEDROOMS APT. A02	TYPE 1 3 BEDROOMS APT. A01
BASEMENT / PARKING			

BLOCK A

APARTMENT AREA

Hall	4,51 m ²
Living room	45,78 m ²
Kitchen	16,11 m ²
Bedroom 1	13,54 m ²
Bathroom 1	6,22 m ²
Dressing room	3,28 m ²
Toilet	1,83 m ²
Bedroom 2	11,95 m ²
Bathroom 2	5,12 m ²
Bedroom 3	12,23 m ²
<hr/>	
Useful surface	120,57 m ²
Terrace	52,08 m ²
Built surface	140,40 m ²

**2 PARKING SPACES &
1 STORAGE ROOM INCLUDED**



Block A
GROUND FLOOR
TYPE 2
2 BEDROOM APARTMENT
GARDEN



ROYAL PARK
— RESIDENCE —

2 BEDROOM APARTMENT
GROUND FLOOR

APT. A03

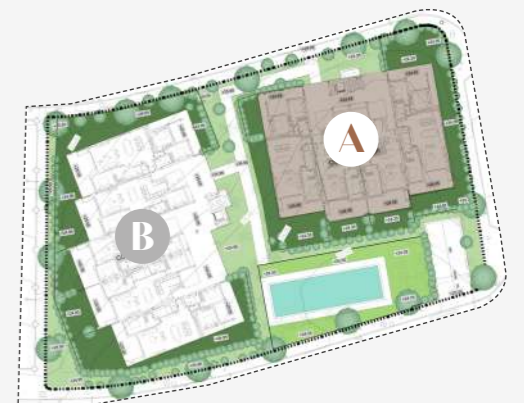
SOLARIUM	SOLARIUM	SOLARIUM	SOLARIUM
TYPE 3 3 BEDROOMS APT. A14	TYPE 5 3 BEDROOMS APT. A23	TYPE 5 3 BEDROOMS APT. A22	TYPE 3 3 BEDROOMS APT. A21
TYPE 1 3 BEDROOMS APT. A04	TYPE 2 2 BEDROOMS APT. A03	TYPE 2 2 BEDROOMS APT. A12	TYPE 1 3 BEDROOMS APT. A11
BASEMENT / PARKING			

BLOCK A

APARTMENT AREA

Hall	6,01 m ²
Living room	41,17 m ²
Kitchen	12,08 m ²
Bedroom 1	12,83 m ²
Bathroom 1	6,23 m ²
Dressing room	3,28 m ²
Bedroom 2	11,77 m ²
Bathroom 2	5,12 m ²
<hr/>	
Useful surface	98,49 m ²
Terrace	24,59 m ²
Built surface	112,87 m ²

**2 PARKING SPACES &
1 STORAGE ROOM INCLUDED**



Block A
GROUND FLOOR

TYPE 2

2 BEDROOM APARTMENT
GARDEN



ROYAL PARK
— RESIDENCE —

2 BEDROOM APARTMENT
GROUND FLOOR

APT. A02

SOLARIUM	SOLARIUM	SOLARIUM	SOLARIUM
TYPE 5 3 BEDROOMS APT. A23	TYPE 5 3 BEDROOMS APT. A22	TYPE 3 3 BEDROOMS APT. A21	TYPE 3 3 BEDROOMS APT. A21
TYPE 3 3 BEDROOMS APT. A14	TYPE 2 2 BEDROOMS APT. A13	TYPE 2 2 BEDROOMS APT. A12	TYPE 1 3 BEDROOMS APT. A11
TYPE 1 3 BEDROOMS APT. A04	TYPE 2 2 BEDROOMS APT. A03	TYPE 2 2 BEDROOMS APT. A02	TYPE 1 3 BEDROOMS APT. A01
BASEMENT / PARKING			

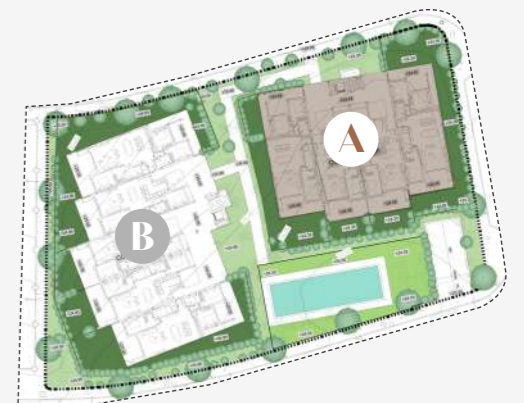
BLOCK A

APARTMENT AREA

Hall	6,01 m ²
Living room	41,17 m ²
Kitchen	12,08 m ²
Bedroom 1	12,83 m ²
Bathroom 1	6,23 m ²
Dressing room	3,28 m ²
Bedroom 2	11,77 m ²
Bathroom 2	5,12 m ²

Useful surface	98,49 m ²
Terrace	24,59 m ²
Built surface	112,88 m ²

**2 PARKING SPACES &
1 STORAGE ROOM INCLUDED**



Block A

GROUND FLOOR

TYPE 1

3 BEDROOM APARTMENT
GARDEN



ROYAL PARK

— RESIDENCE —

3 BEDROOM APARTMENT

GROUND FLOOR

APT. A01

SOLARIUM		SOLARIUM		SOLARIUM	
TYPE 5 3 BEDROOMS APT. A23		TYPE 5 3 BEDROOMS APT. A22		TYPE 3 3 BEDROOMS APT. A21	
TYPE 2 2 BEDROOMS APT. A13		TYPE 2 2 BEDROOMS APT. A12		TYPE 1 3 BEDROOMS APT. A11	
TYPE 1 3 BEDROOMS APT. A04		TYPE 2 2 BEDROOMS APT. A03		TYPE 1 3 BEDROOMS APT. A01	
BASEMENT / PARKING					

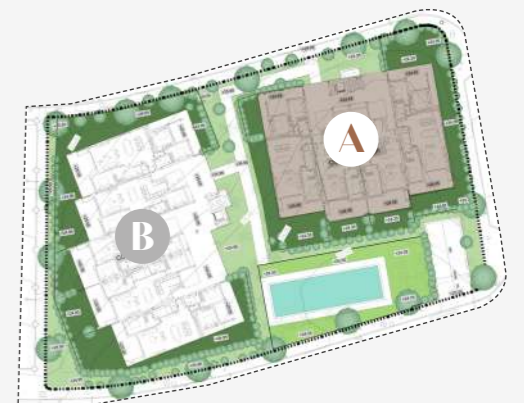
BLOCK A

APARTMENT AREA

Hall	4,51 m ²
Living room	45,78 m ²
Kitchen	16,11 m ²
Bedroom 1	13,54 m ²
Bathroom 1	6,22 m ²
Dressing room	3,28 m ²
Toilet	1,83 m ²
Bedroom 2	11,95 m ²
Bathroom 2	5,12 m ²
Bedroom 3	12,23 m ²

Useful surface	120,57 m ²
Terrace	55,50 m ²
Built surface	140,41 m ²

2 PARKING SPACES &
1 STORAGE ROOM INCLUDED



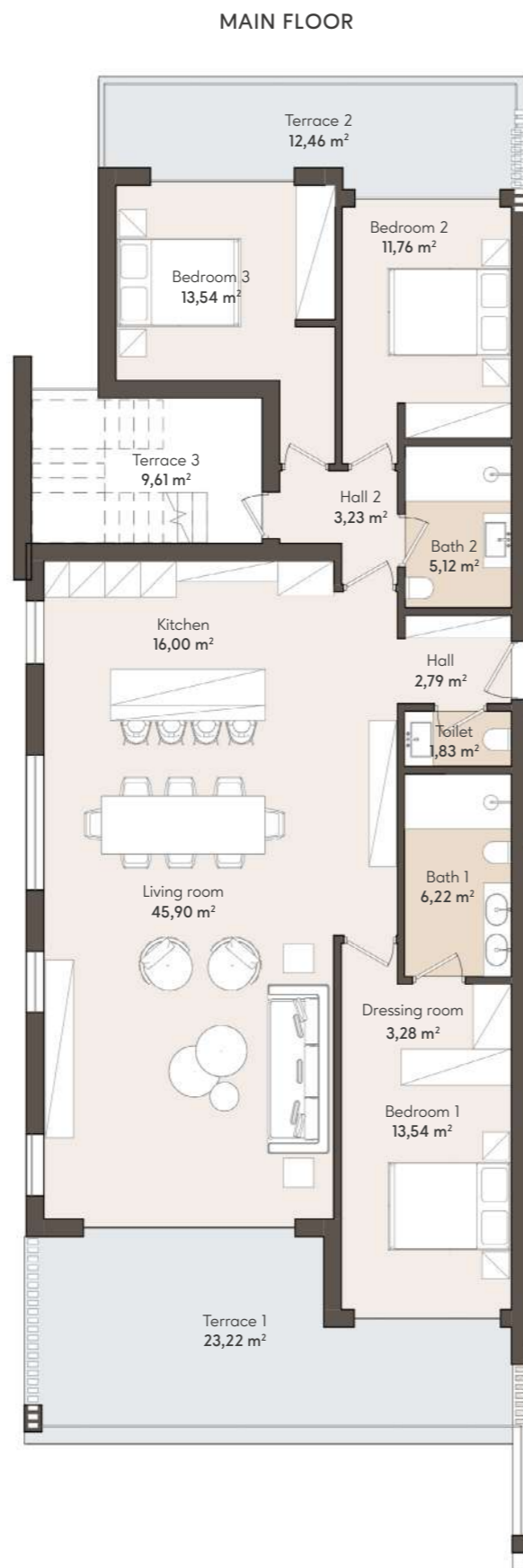


ROYAL PARK
— RESIDENCE —

Block A
FIRST FLOOR

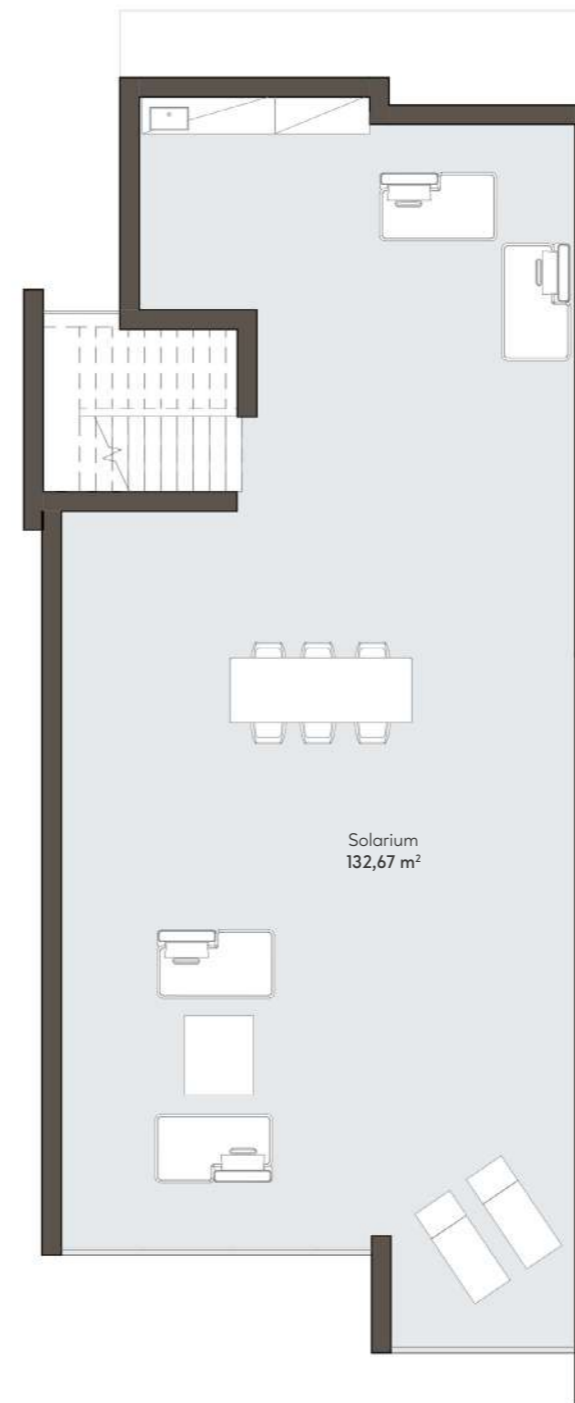
TYPE 3

3 BEDROOM PENTHOUSE



APT. A14

SOLARIUM



3 BEDROOM PENTHOUSE
FIRST FLOOR

APT. A14

	SOLARIUM		SOLARIUM	SOLARIUM
	TYPE 5 3 BEDROOMS APT. A23		TYPE 5 3 BEDROOMS APT. A22	TYPE 3 3 BEDROOMS APT. A21
TYPE 3 3 BEDROOMS APT. A14	TYPE 2 2 BEDROOMS APT. A13		TYPE 2 2 BEDROOMS APT. A12	TYPE 1 3 BEDROOMS APT. A11
TYPE 1 3 BEDROOMS APT. A04	TYPE 2 2 BEDROOMS APT. A03		TYPE 2 2 BEDROOMS APT. A02	TYPE 1 3 BEDROOMS APT. A01
BASEMENT / PARKING				

BLOCK A

APARTMENT AREA

Hall	6,02 m ²
Living room	45,90 m ²
Kitchen	16,00 m ²
Toilet	1,83 m ²
Bedroom 1	13,54 m ²
Bathroom 1	6,22 m ²
Dressing room	3,28 m ²
Bedroom 2	11,76 m ²
Bathroom 2	5,12 m ²
Bedroom 3	13,54 m ²

Useful surface	123,21 m ²
Terrace	45,29 m ²
Solarium	132,67 m ²
Built surface	144,34 m ²

**2 PARKING SPACES &
1 STORAGE ROOM INCLUDED**





Block A
FIRST FLOOR

TYPE 2

2 BEDROOM APARTMENT



2 BEDROOM APARTMENT
FIRST FLOOR

APT. A13

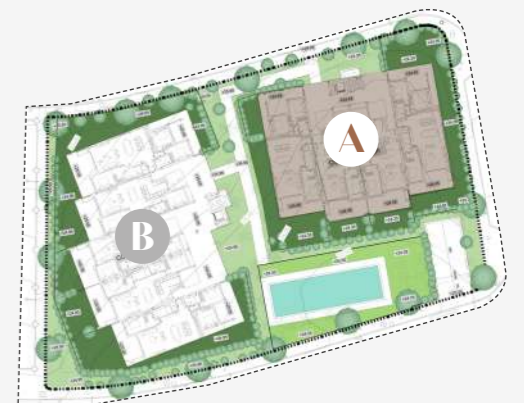
SOLARIUM		SOLARIUM		SOLARIUM	
TYPE 5 3 BEDROOMS APT. A23		TYPE 5 3 BEDROOMS APT. A22		TYPE 3 3 BEDROOMS APT. A21	
TYPE 3 3 BEDROOMS APT. A14		TYPE 2 2 BEDROOMS APT. A13		TYPE 2 2 BEDROOMS APT. A12	
TYPE 1 3 BEDROOMS APT. A04		TYPE 2 2 BEDROOMS APT. A03		TYPE 2 2 BEDROOMS APT. A02	
				TYPE 1 3 BEDROOMS APT. A01	
BASEMENT / PARKING					

BLOCK A

APARTMENT AREA

Hall	6,01 m ²
Living room	41,17 m ²
Kitchen	12,08 m ²
Bedroom 1	12,83 m ²
Bathroom 1	6,23 m ²
Dressing room	3,28 m ²
Bedroom 2	11,77 m ²
Bathroom 2	5,12 m ²
<hr/>	
Useful surface	98,49 m ²
Terrace	24,59 m ²
Built surface	112,87 m ²

**2 PARKING SPACES &
1 STORAGE ROOM INCLUDED**





ROYAL PARK
— RESIDENCE —

Block A

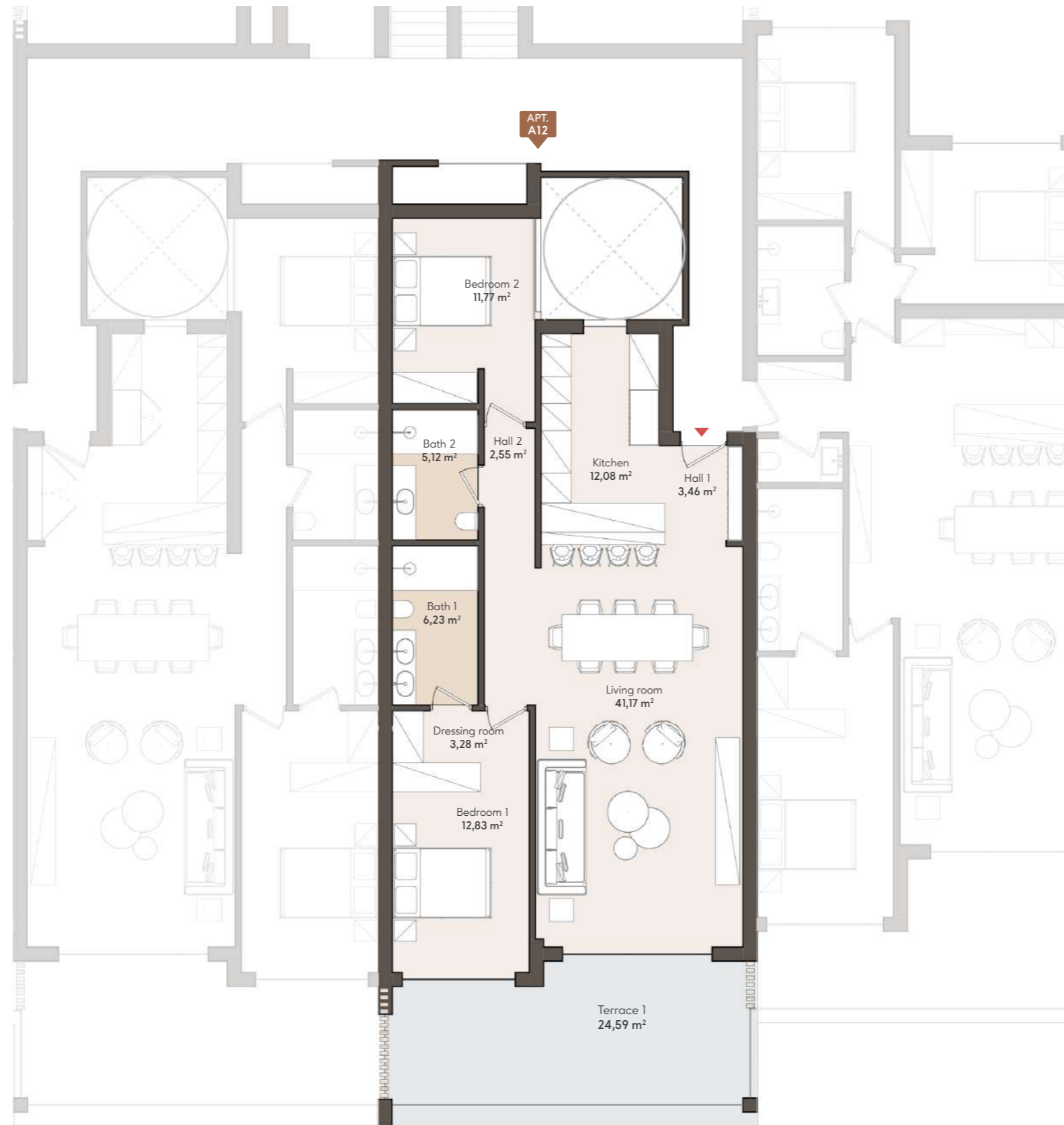
FIRST FLOOR

TYPE 2

2 BEDROOM APARTMENT

2 BEDROOM APARTMENT
FIRST FLOOR

APT. A12



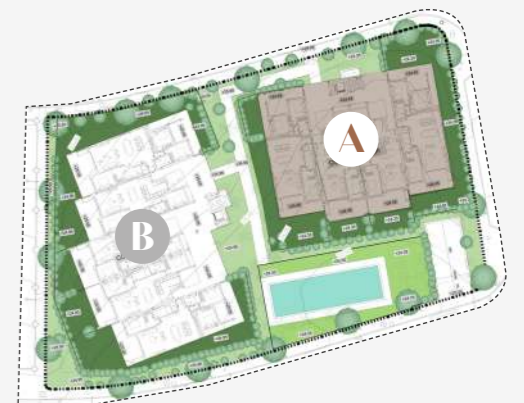
SOLARIUM		SOLARIUM		SOLARIUM	
TYPE 5 3 BEDROOMS APT. A23		TYPE 5 3 BEDROOMS APT. A22		TYPE 3 3 BEDROOMS APT. A21	
TYPE 2 2 BEDROOMS APT. A13		TYPE 2 2 BEDROOMS APT. A12		TYPE 1 3 BEDROOMS APT. A11	
TYPE 1 3 BEDROOMS APT. A04		TYPE 2 2 BEDROOMS APT. A03		TYPE 1 3 BEDROOMS APT. A01	
BASEMENT / PARKING					

BLOCK A

APARTMENT AREA

Hall	6,01 m ²
Living room	41,17 m ²
Kitchen	12,08 m ²
Bedroom 1	12,83 m ²
Bathroom 1	6,23 m ²
Dressing room	3,28 m ²
Bedroom 2	11,77 m ²
Bathroom 2	5,12 m ²
<hr/>	
Useful surface	98,49 m ²
Terrace	24,59 m ²
Built surface	112,88 m ²

2 PARKING SPACES &
1 STORAGE ROOM INCLUDED





ROYAL PARK
— RESIDENCE —

Block A
FIRST FLOOR

TYPE 1

3 BEDROOM APARTMENT



3 BEDROOM APARTMENT
GROUND FLOOR

APT. A11

SOLARIUM		SOLARIUM		SOLARIUM	
TYPE 5 3 BEDROOMS APT. A23		TYPE 5 3 BEDROOMS APT. A22		TYPE 3 3 BEDROOMS APT. A21	
TYPE 2 2 BEDROOMS APT. A13		TYPE 2 2 BEDROOMS APT. A12		TYPE 1 3 BEDROOMS APT. A11	
TYPE 1 3 BEDROOMS APT. A04		TYPE 2 2 BEDROOMS APT. A03		TYPE 2 2 BEDROOMS APT. A02	
				TYPE 1 3 BEDROOMS APT. A01	
BASEMENT / PARKING					

BLOCK A

APARTMENT AREA

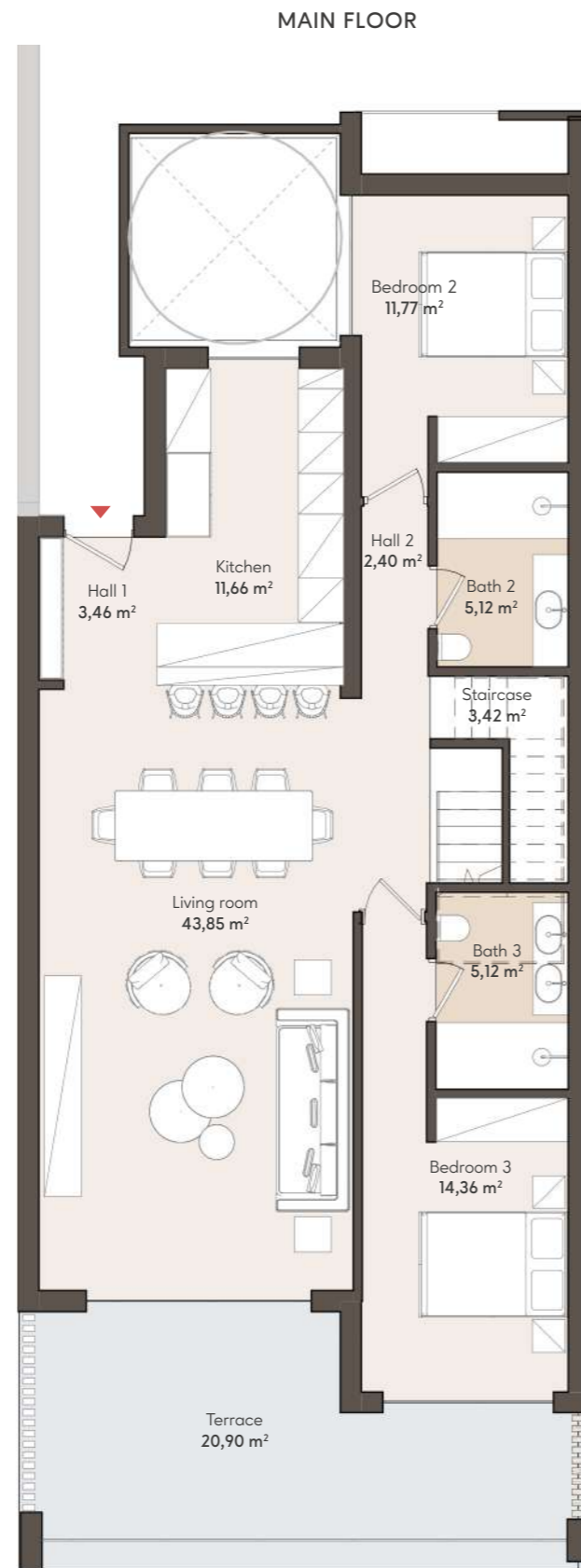
Hall	4,51 m ²
Living room	45,78 m ²
Kitchen	16,11 m ²
Bedroom 1	13,54 m ²
Bathroom 1	6,22 m ²
Dressing room	3,28 m ²
Toilet	1,83 m ²
Bedroom 2	11,95 m ²
Bathroom 2	5,12 m ²
Bedroom 3	12,23 m ²

Useful surface	120,57 m ²
Terrace	84,85 m ²
Built surface	140,41 m ²

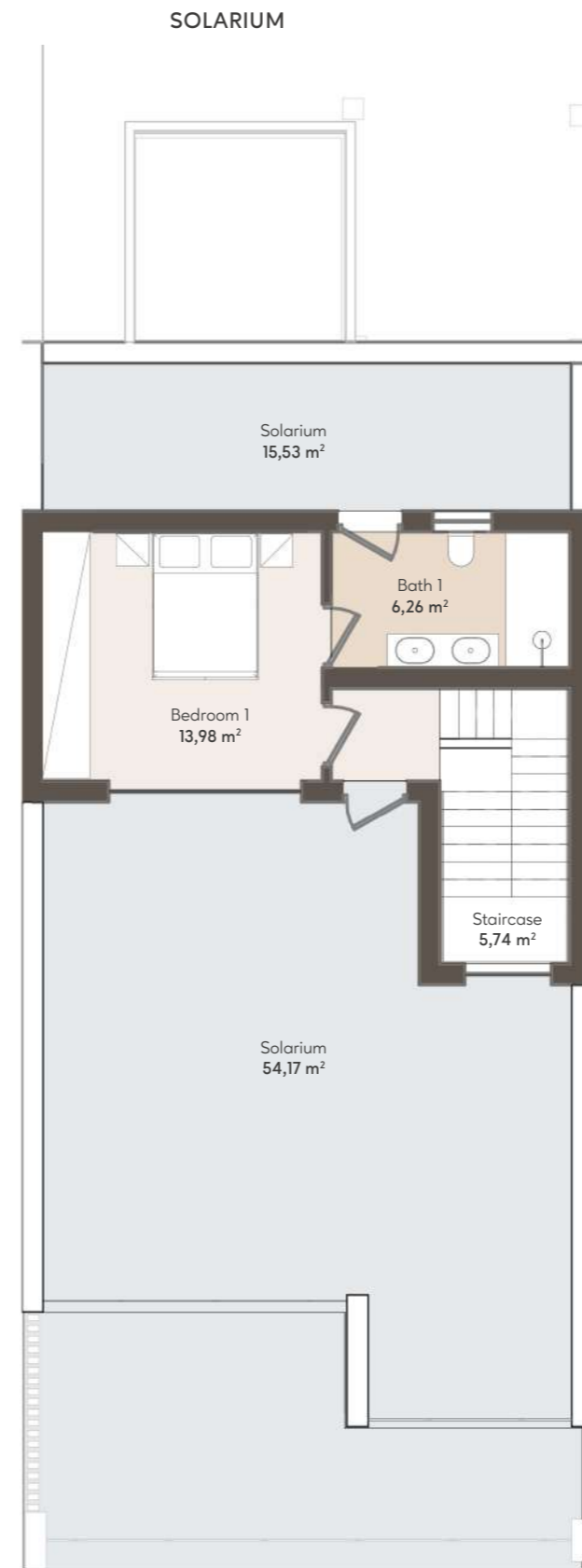
**2 PARKING SPACES &
1 STORAGE ROOM INCLUDED**



Block A
SECOND FLOOR
TYPE 5
3 BEDROOM PENTHOUSE



APT. A23



ROYAL PARK
 — RESIDENCE —

3 BEDROOM PENTHOUSE
SECOND FLOOR

APT. A23

SOLARIUM		SOLARIUM		SOLARIUM	
TYPE 5 3 BEDROOMS APT. A23		TYPE 5 3 BEDROOMS APT. A22		TYPE 3 3 BEDROOMS APT. A21	
TYPE 2 2 BEDROOMS APT. A13		TYPE 2 2 BEDROOMS APT. A12		TYPE 1 3 BEDROOMS APT. A11	
TYPE 1 3 BEDROOMS APT. A04		TYPE 2 2 BEDROOMS APT. A03		TYPE 1 3 BEDROOMS APT. A01	
BASEMENT / PARKING					

BLOCK A

APARTMENT AREA

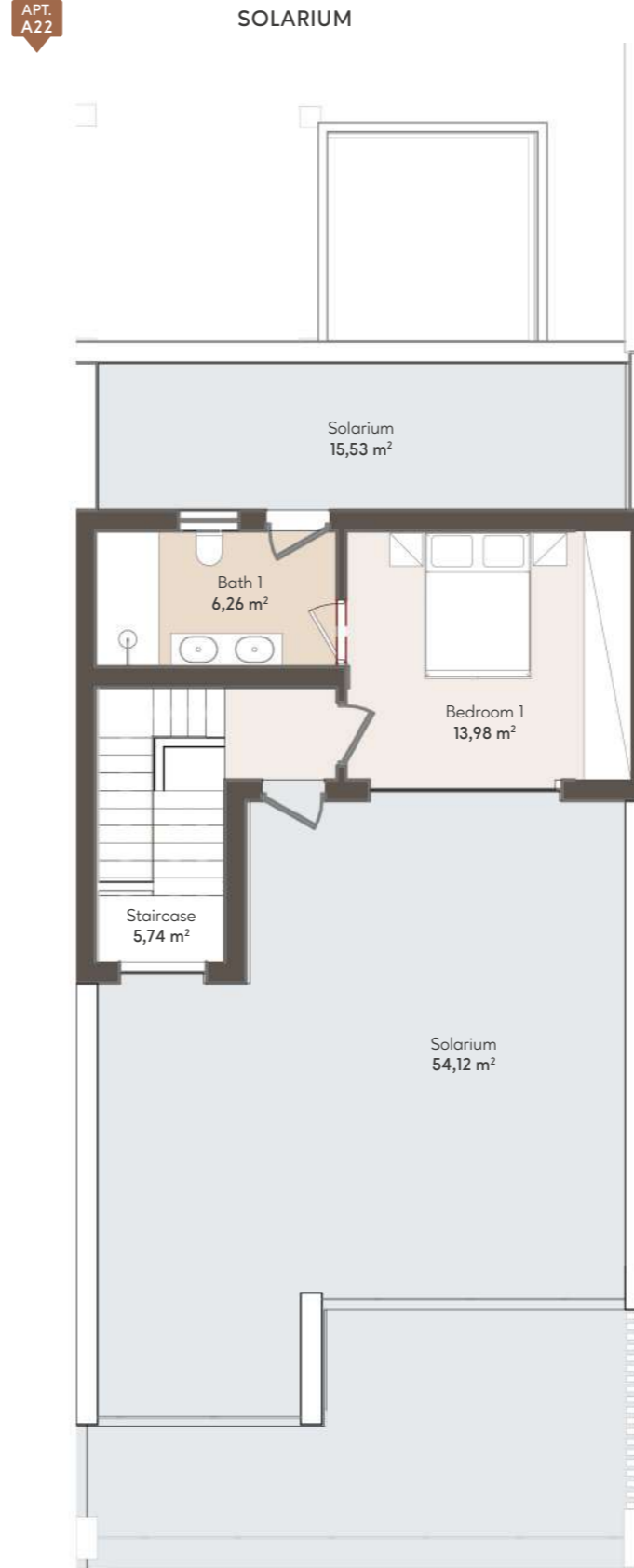
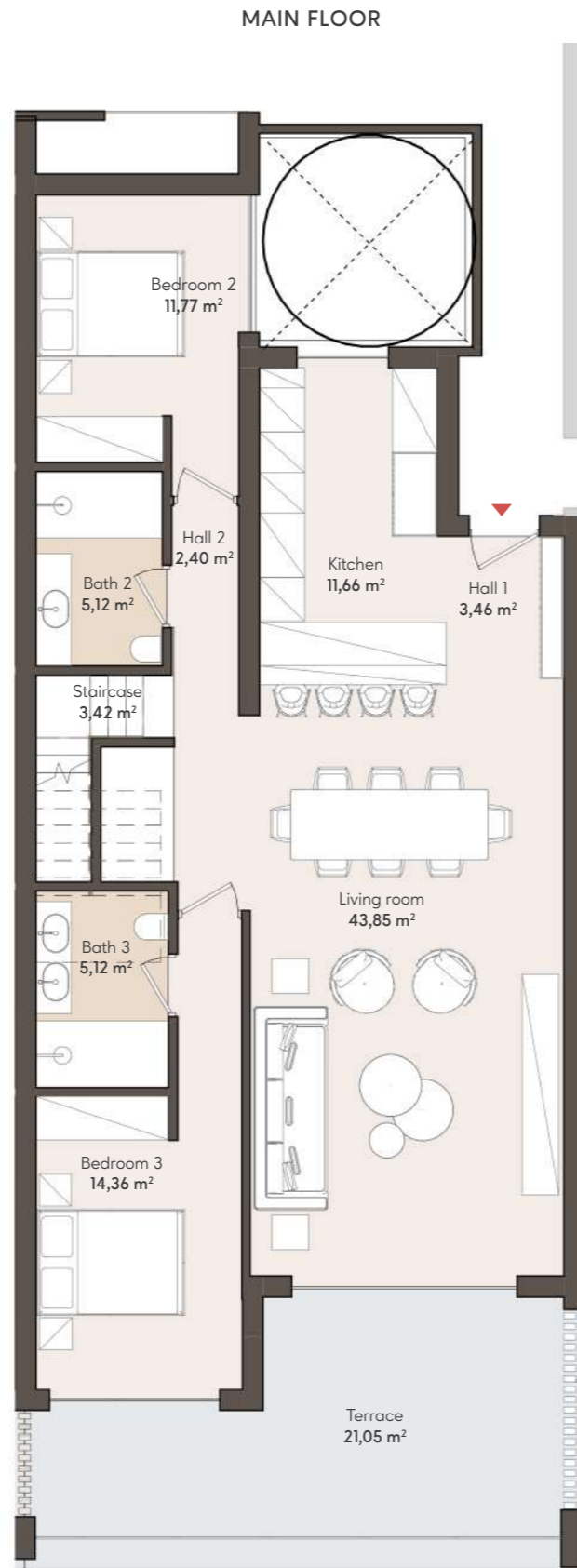
Hall	5,86 m ²
Living room	43,85 m ²
Kitchen	11,66 m ²
Bedroom 1	13,98 m ²
Bathroom 1	6,26 m ²
Bedroom 2	11,77 m ²
Bathroom 2	5,12 m ²
Bedroom 3	14,36 m ²
Bathroom 3	5,12 m ²
Staircase	9,16 m ²

Useful surface	127,14 m ²
Terrace	20,90 m ²
Solarium	69,70 m ²
Built surface	156,86 m ²

**2 PARKING SPACES &
 1 STORAGE ROOM INCLUDED**



Block A
SECOND FLOOR
TYPE 5
3 BEDROOM PENTHOUSE



ROYAL PARK
 — RESIDENCE —

3 BEDROOM PENTHOUSE
SECOND FLOOR

APT. A22

SOLARIUM		SOLARIUM		SOLARIUM	
TYPE 5 3 BEDROOMS APT. A23		TYPE 5 3 BEDROOMS APT. A22		TYPE 3 3 BEDROOMS APT. A21	
TYPE 2 2 BEDROOMS APT. A13		TYPE 2 2 BEDROOMS APT. A12		TYPE 1 3 BEDROOMS APT. A11	
TYPE 1 3 BEDROOMS APT. A04		TYPE 2 2 BEDROOMS APT. A03		TYPE 2 2 BEDROOMS APT. A02	
				TYPE 1 3 BEDROOMS APT. A01	
BASEMENT / PARKING					

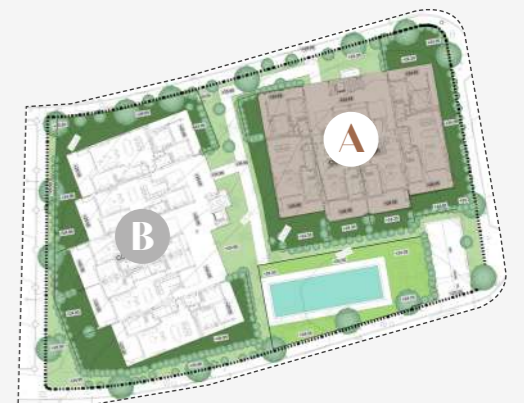
BLOCK A

APARTMENT AREA

Hall	5,86 m ²
Living room	43,85 m ²
Kitchen	11,66 m ²
Bedroom 1	13,98 m ²
Bathroom 1	6,26 m ²
Bedroom 2	11,77 m ²
Bathroom 2	5,12 m ²
Bedroom 3	14,36 m ²
Bathroom 3	5,12 m ²
Staircase	9,16 m ²

Useful surface	127,14 m ²
Terrace	21,05 m ²
Solarium	69,65 m ²
Built surface	155,25 m ²

**2 PARKING SPACES &
 1 STORAGE ROOM INCLUDED**



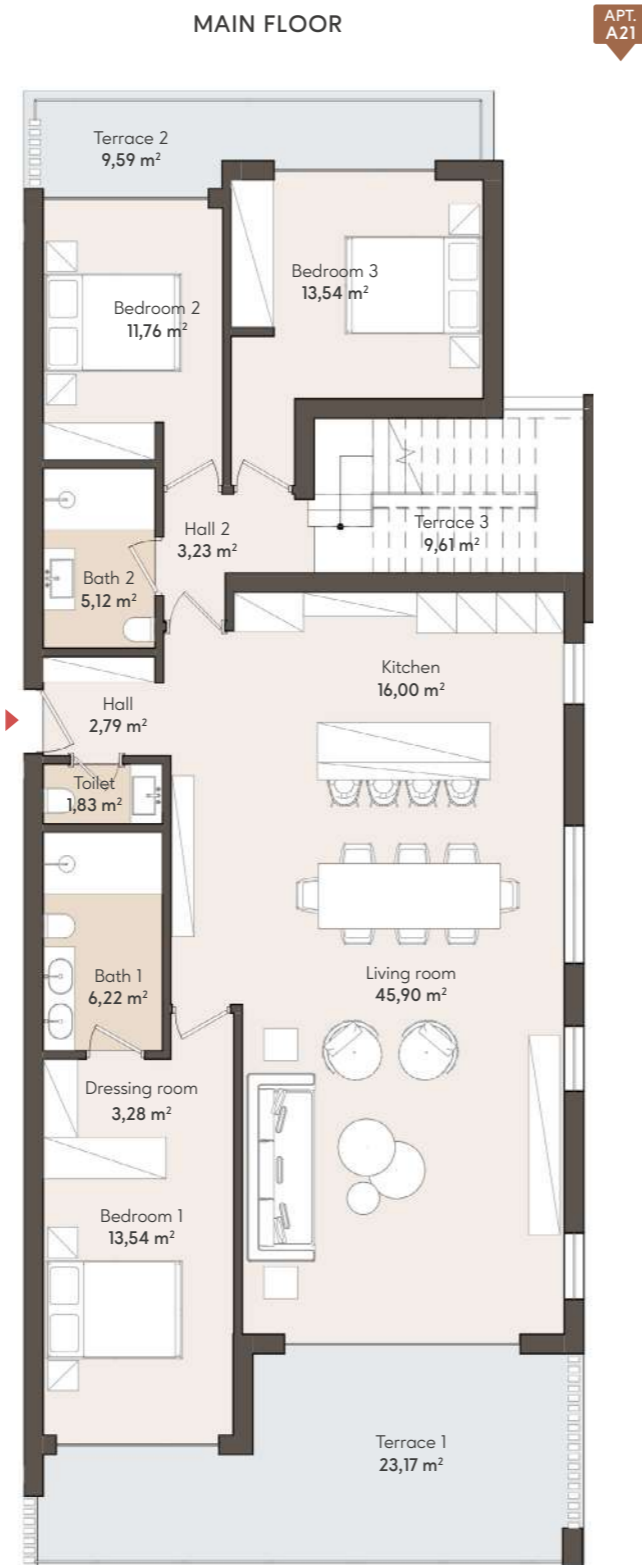


ROYAL PARK
— RESIDENCE —

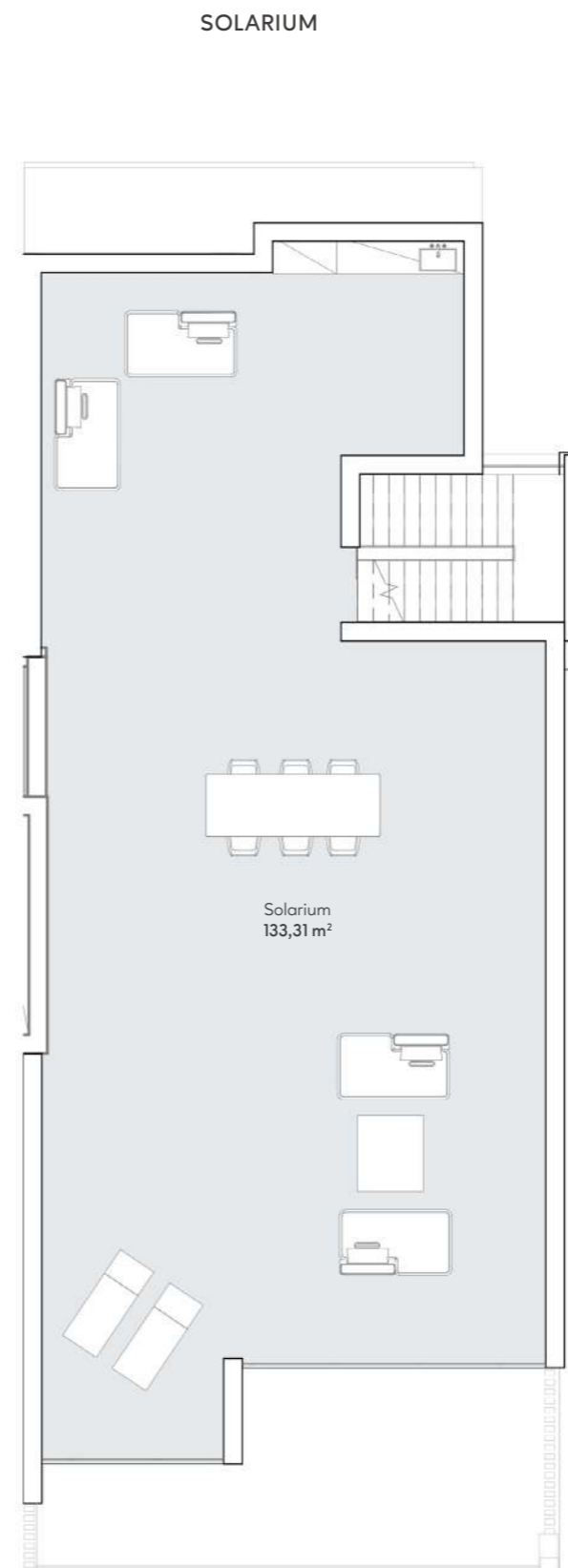
Block A
SECOND FLOOR

TYPE 3

3 BEDROOM PENTHOUSE



APT. A21



3 BEDROOM PENTHOUSE
SECOND FLOOR

APT. A21

SOLARIUM		SOLARIUM		SOLARIUM	
TYPE 5 3 BEDROOMS APT. A23		TYPE 5 3 BEDROOMS APT. A22		TYPE 3 3 BEDROOMS APT. A21	
TYPE 2 2 BEDROOMS APT. A13		TYPE 2 2 BEDROOMS APT. A12		TYPE 1 3 BEDROOMS APT. A11	
TYPE 1 3 BEDROOMS APT. A04		TYPE 2 2 BEDROOMS APT. A03		TYPE 1 3 BEDROOMS APT. A01	
BASEMENT / PARKING					

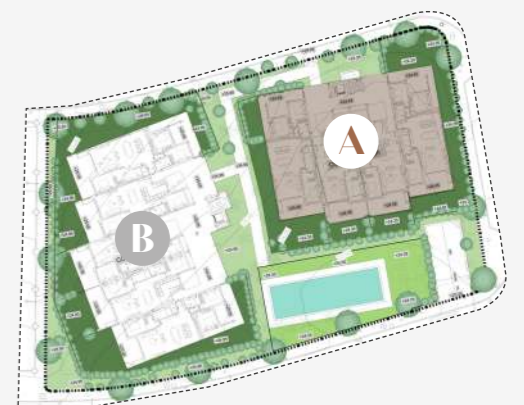
BLOCK A

APARTMENT AREA

Hall	6,02 m ²
Living room	45,90 m ²
Kitchen	16,00 m ²
Toilet	1,83 m ²
Bedroom 1	13,54 m ²
Bathroom 1	6,22 m ²
Dressing room	3,28 m ²
Bedroom 2	11,76 m ²
Bathroom 2	5,12 m ²
Bedroom 3	13,54 m ²

Useful surface	123,21 m ²
Terrace	42,38 m ²
Solarium	133,31 m ²
Built surface	144,35 m ²

2 PARKING SPACES &
1 STORAGE ROOM INCLUDED



Block B

GROUND FLOOR

TYPE 1

3 BEDROOM APARTMENT
GARDEN



ROYAL PARK

— RESIDENCE —

3 BEDROOM APARTMENT

GROUND FLOOR

APT. B05

SOLARIUM	SOLARIUM	SOLARIUM	SOLARIUM	SOLARIUM
TYPE 3 3 BEDROOMS APT. B24	TYPE 5 3 BEDROOMS APT. B23	TYPE 5 3 BEDROOMS APT. B22	TYPE 4 2 BEDROOMS APT. B21	SOLARIUM
TYPE 1 3 BEDROOMS APT. B15	TYPE 2 2 BEDROOMS APT. B14	TYPE 2 2 BEDROOMS APT. B13	TYPE 2 2 BEDROOMS APT. B12	TYPE 3 3 BEDROOMS APT. B11
TYPE 1 3 BEDROOMS APT. B05	TYPE 2 2 BEDROOMS APT. B04	TYPE 2 2 BEDROOMS APT. B03	TYPE 2 2 BEDROOMS APT. B02	TYPE 1 3 BEDROOMS APT. B01
BASEMENT / PARKING				

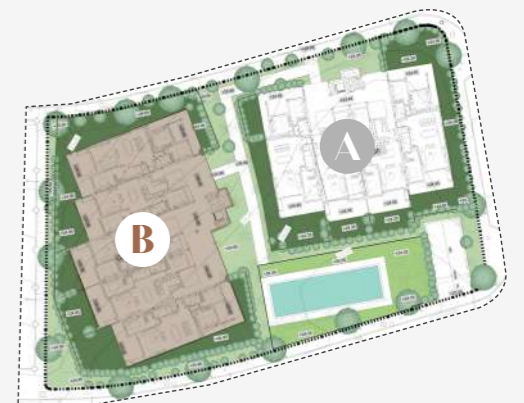
BLOCK B

APARTMENT AREA

Hall	4,51 m ²
Living room	45,78 m ²
Kitchen	16,11 m ²
Bedroom 1	13,54 m ²
Bathroom 1	6,22 m ²
Dressing room	3,28 m ²
Toilet	1,83 m ²
Bedroom 2	11,95 m ²
Bathroom 2	5,12 m ²
Bedroom 3	12,23 m ²

Useful surface	120,57 m ²
Terrace	58,96 m ²
Built surface	140,40 m ²

2 PARKING SPACES &
1 STORAGE ROOM INCLUDED



Block B
GROUND FLOOR

TYPE 2

2 BEDROOM APARTMENT
GARDEN



ROYAL PARK
— RESIDENCE —

2 BEDROOM APARTMENT
GROUND FLOOR

APT. B04

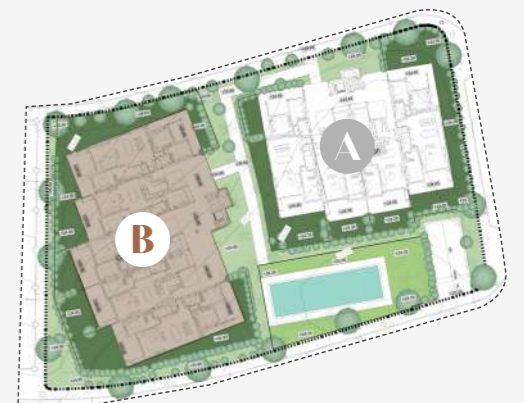
SOLARIUM	SOLARIUM	SOLARIUM	SOLARIUM	SOLARIUM
TYPE 3 3 BEDROOMS APT. B24	TYPE 5 3 BEDROOMS APT. B23	TYPE 5 3 BEDROOMS APT. B22	TYPE 4 2 BEDROOMS APT. B21	SOLARIUM
TYPE 1 3 BEDROOMS APT. B15	TYPE 2 2 BEDROOMS APT. B14	TYPE 2 2 BEDROOMS APT. B13	TYPE 2 2 BEDROOMS APT. B12	TYPE 3 3 BEDROOMS APT. B11
TYPE 1 3 BEDROOMS APT. B05	TYPE 2 2 BEDROOMS APT. B04	TYPE 2 2 BEDROOMS APT. B03	TYPE 2 2 BEDROOMS APT. B02	TYPE 1 3 BEDROOMS APT. B01
BASEMENT / PARKING				

BLOCK B

APARTMENT AREA

Hall	6,01 m ²
Living room	41,17 m ²
Kitchen	12,08 m ²
Bedroom 1	12,83 m ²
Bathroom 1	6,23 m ²
Dressing room	3,28 m ²
Bedroom 2	11,77 m ²
Bathroom 2	5,12 m ²
<hr/>	
Useful surface	98,49 m ²
Terrace	24,52 m ²
Built surface	114,21 m ²

**2 PARKING SPACES &
1 STORAGE ROOM INCLUDED**



Block B
GROUND FLOOR

TYPE 2

2 BEDROOM APARTMENT
GARDEN



ROYAL PARK
— RESIDENCE —

2 BEDROOM APARTMENT
GROUND FLOOR

APT. B03

SOLARIUM	SOLARIUM	SOLARIUM	SOLARIUM	SOLARIUM
TYPE 3 3 BEDROOMS APT. B24	TYPE 5 3 BEDROOMS APT. B23	TYPE 5 3 BEDROOMS APT. B22	TYPE 4 2 BEDROOMS APT. B21	SOLARIUM
TYPE 1 3 BEDROOMS APT. B15	TYPE 2 2 BEDROOMS APT. B14	TYPE 2 2 BEDROOMS APT. B13	TYPE 2 2 BEDROOMS APT. B12	TYPE 3 3 BEDROOMS APT. B11
TYPE 1 3 BEDROOMS APT. B05	TYPE 2 2 BEDROOMS APT. B04	TYPE 2 2 BEDROOMS APT. B03	TYPE 2 2 BEDROOMS APT. B02	TYPE 1 3 BEDROOMS APT. B01

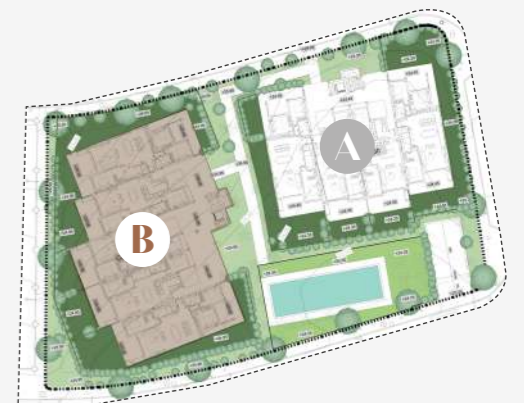
BASEMENT / PARKING

BLOCK B

APARTMENT AREA

Hall	6,01 m ²
Living room	41,17 m ²
Kitchen	12,08 m ²
Bedroom 1	12,83 m ²
Bathroom 1	6,23 m ²
Dressing room	3,28 m ²
Bedroom 2	11,77 m ²
Bathroom 2	5,12 m ²
<hr/>	
Useful surface	98,49 m ²
Terrace	24,65 m ²
Built surface	113,30 m ²

**2 PARKING SPACES &
1 STORAGE ROOM INCLUDED**

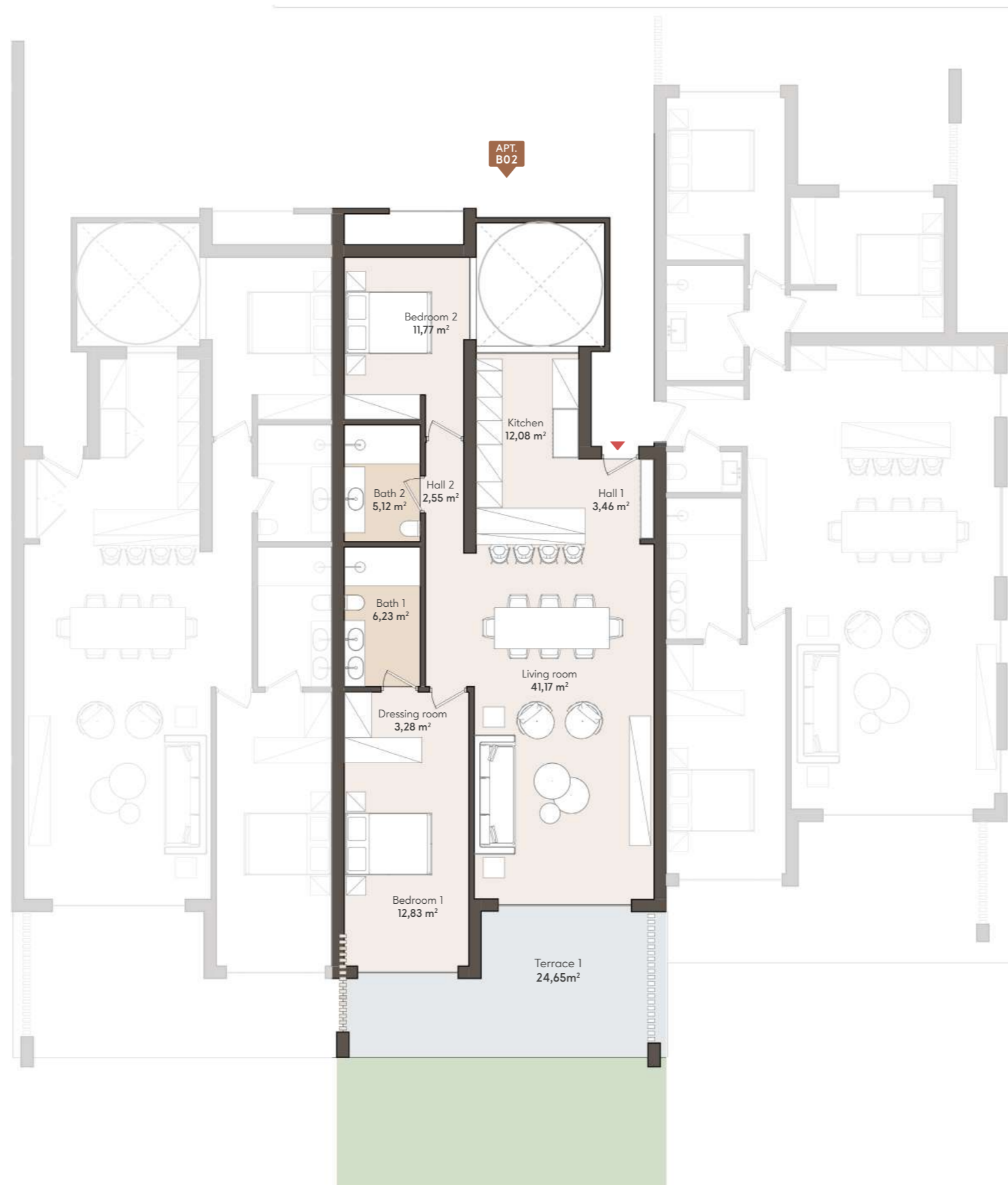


Block B

GROUND FLOOR

TYPE 2

2 BEDROOM APARTMENT
GARDEN



ROYAL PARK

— RESIDENCE —

2 BEDROOM APARTMENT

GROUND FLOOR

APT. B02

SOLARIUM	SOLARIUM	SOLARIUM	SOLARIUM	SOLARIUM
TYPE 3 3 BEDROOMS APT. B24	TYPE 5 3 BEDROOMS APT. B23	TYPE 5 3 BEDROOMS APT. B22	TYPE 4 2 BEDROOMS APT. B21	SOLARIUM
TYPE 1 3 BEDROOMS APT. B15	TYPE 2 2 BEDROOMS APT. B14	TYPE 2 2 BEDROOMS APT. B13	TYPE 2 2 BEDROOMS APT. B12	TYPE 3 3 BEDROOMS APT. B11
TYPE 1 3 BEDROOMS APT. B05	TYPE 2 2 BEDROOMS APT. B04	TYPE 2 2 BEDROOMS APT. B03	TYPE 2 2 BEDROOMS APT. B02	TYPE 1 3 BEDROOMS APT. B01

BASEMENT / PARKING

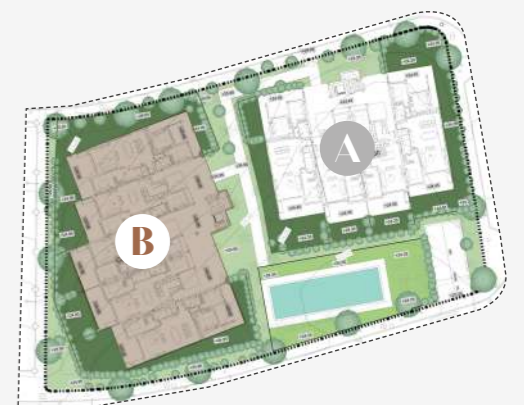
BLOCK B

APARTMENT AREA

Hall	6,01 m ²
Living room	41,17 m ²
Kitchen	12,08 m ²
Bedroom 1	12,83 m ²
Bathroom 1	6,23 m ²
Dressing room	3,28 m ²
Bedroom 2	11,77 m ²
Bathroom 2	5,12 m ²

Useful surface	98,49 m ²
Terrace	24,65 m ²
Built surface	112,88 m ²

2 PARKING SPACES &
1 STORAGE ROOM INCLUDED



Block B

GROUND FLOOR

TYPE 1

3 BEDROOM APARTMENT
GARDEN



ROYAL PARK

— RESIDENCE —

2 BEDROOM APARTMENT

GROUND FLOOR

APT. B01

SOLARIUM	SOLARIUM	SOLARIUM	SOLARIUM	SOLARIUM
TYPE 3 3 BEDROOMS APT. B24	TYPE 5 3 BEDROOMS APT. B23	TYPE 5 3 BEDROOMS APT. B22	TYPE 4 2 BEDROOMS APT. B21	SOLARIUM
TYPE 1 3 BEDROOMS APT. B15	TYPE 2 2 BEDROOMS APT. B14	TYPE 2 2 BEDROOMS APT. B13	TYPE 2 2 BEDROOMS APT. B12	TYPE 3 3 BEDROOMS APT. B11
TYPE 1 3 BEDROOMS APT. B05	TYPE 2 2 BEDROOMS APT. B04	TYPE 2 2 BEDROOMS APT. B03	TYPE 2 2 BEDROOMS APT. B02	TYPE 1 3 BEDROOMS APT. B01

BASEMENT / PARKING

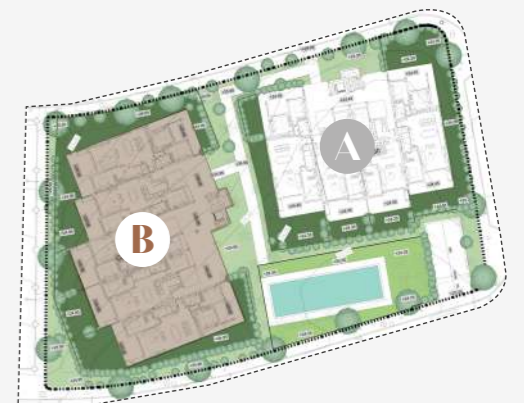
BLOCK B

APARTMENT AREA

Hall	4,51 m ²
Living room	45,78 m ²
Kitchen	16,11 m ²
Bedroom 1	13,54 m ²
Bathroom 1	6,22 m ²
Dressing room	3,28 m ²
Toilet	1,83 m ²
Bedroom 2	11,95 m ²
Bathroom 2	5,12 m ²
Bedroom 3	12,23 m ²

Useful surface	120,57 m ²
Terrace	54,86 m ²
Built surface	140,39 m ²

2 PARKING SPACES &
1 STORAGE ROOM INCLUDED



Block B

GROUND FLOOR

TYPE 1

3 BEDROOM APARTMENT
GARDEN



ROYAL PARK

— RESIDENCE —

3 BEDROOM APARTMENT

GROUND FLOOR

APT. B15

SOLARIUM	SOLARIUM	SOLARIUM	SOLARIUM	SOLARIUM
TYPE 3 3 BEDROOMS APT. B24	TYPE 5 3 BEDROOMS APT. B23	TYPE 5 3 BEDROOMS APT. B22	TYPE 4 2 BEDROOMS APT. B21	SOLARIUM
TYPE 1 3 BEDROOMS APT. B15	TYPE 2 2 BEDROOMS APT. B14	TYPE 2 2 BEDROOMS APT. B13	TYPE 2 2 BEDROOMS APT. B12	TYPE 3 3 BEDROOMS APT. B11
TYPE 1 3 BEDROOMS APT. B05	TYPE 2 2 BEDROOMS APT. B04	TYPE 2 2 BEDROOMS APT. B03	TYPE 2 2 BEDROOMS APT. B02	TYPE 1 3 BEDROOMS APT. B01
BASEMENT / PARKING				

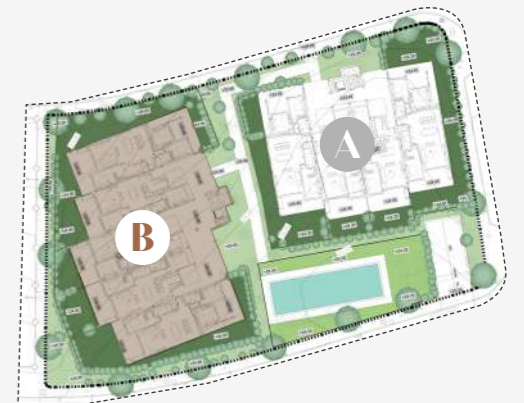
BLOCK B

APARTMENT AREA

Hall	4,51 m ²
Living room	45,78 m ²
Kitchen	16,11 m ²
Bedroom 1	13,54 m ²
Bathroom 1	6,22 m ²
Dressing room	3,28 m ²
Toilet	1,83 m ²
Bedroom 2	11,95 m ²
Bathroom 2	5,12 m ²
Bedroom 3	12,23 m ²

Useful surface	120,57 m ²
Terrace	43,27 m ²
Built surface	140,40 m ²

2 PARKING SPACES &
1 STORAGE ROOM INCLUDED



Block B
FIRST FLOOR

TYPE 2

2 BEDROOM APARTMENT



ROYAL PARK
— RESIDENCE —

3 BEDROOM PENTHOUSE
FIRST FLOOR

APT. B14

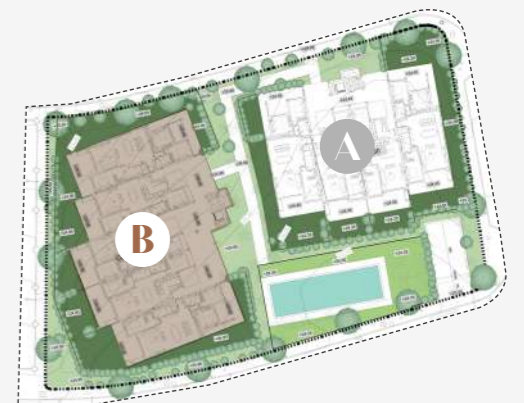
SOLARIUM	SOLARIUM	SOLARIUM	SOLARIUM	SOLARIUM
TYPE 3 3 BEDROOMS APT. B24	TYPE 5 3 BEDROOMS APT. B23	TYPE 5 3 BEDROOMS APT. B22	TYPE 4 2 BEDROOMS APT. B21	SOLARIUM
TYPE 1 3 BEDROOMS APT. B15	TYPE 2 2 BEDROOMS APT. B14	TYPE 2 2 BEDROOMS APT. B13	TYPE 2 2 BEDROOMS APT. B12	TYPE 3 3 BEDROOMS APT. B11
TYPE 1 3 BEDROOMS APT. B05	TYPE 2 2 BEDROOMS APT. B04	TYPE 2 2 BEDROOMS APT. B03	TYPE 2 2 BEDROOMS APT. B02	TYPE 1 3 BEDROOMS APT. B01
BASEMENT / PARKING				

BLOCK B

APARTMENT AREA

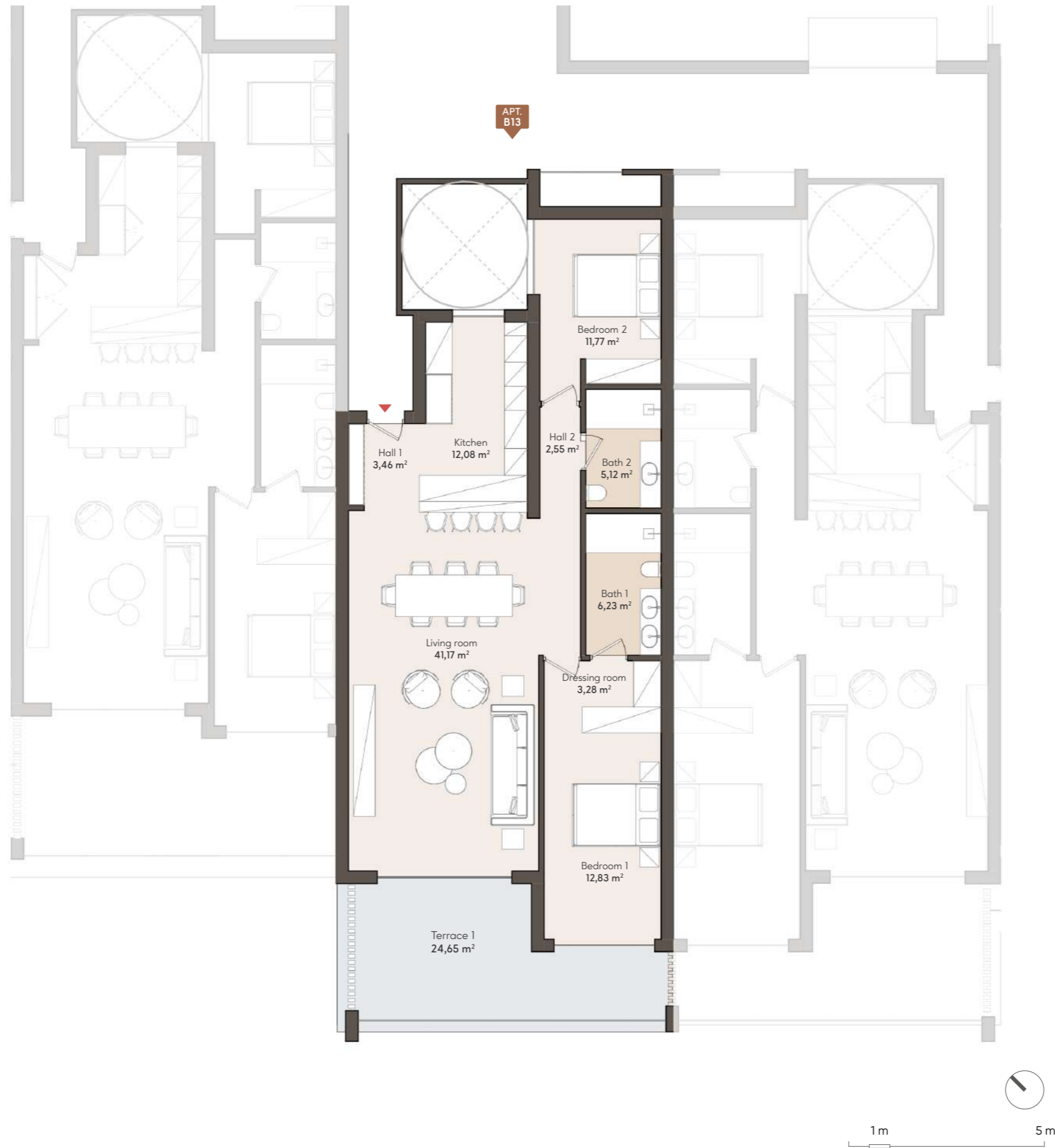
Hall	6,01 m ²
Living room	41,17 m ²
Kitchen	12,08 m ²
Bedroom 1	12,83 m ²
Bathroom 1	6,23 m ²
Dressing room	3,28 m ²
Bedroom 2	11,77 m ²
Bathroom 2	5,12 m ²
<hr/>	
Useful surface	98,49 m ²
Terrace	24,52 m ²
Built surface	114,21 m ²

**2 PARKING SPACES &
1 STORAGE ROOM INCLUDED**



Block B
FIRST FLOOR
TYPE 2

2 BEDROOM APARTMENT



ROYAL PARK
— RESIDENCE —

2 BEDROOM APARTMENT
FIRST FLOOR

APT. B13

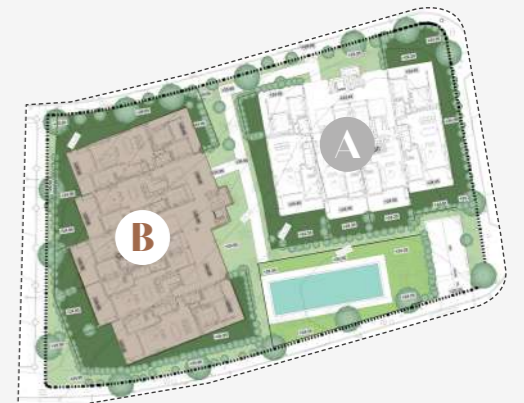
SOLARIUM	SOLARIUM	SOLARIUM	SOLARIUM	SOLARIUM
TYPE 3 3 BEDROOMS APT. B24	TYPE 5 3 BEDROOMS APT. B23	TYPE 5 3 BEDROOMS APT. B22	TYPE 4 2 BEDROOMS APT. B21	SOLARIUM
TYPE 1 3 BEDROOMS APT. B15	TYPE 2 2 BEDROOMS APT. B14	TYPE 2 2 BEDROOMS APT. B13	TYPE 2 2 BEDROOMS APT. B12	TYPE 3 3 BEDROOMS APT. B11
TYPE 1 3 BEDROOMS APT. B05	TYPE 2 2 BEDROOMS APT. B04	TYPE 2 2 BEDROOMS APT. B03	TYPE 2 2 BEDROOMS APT. B02	TYPE 1 3 BEDROOMS APT. B01
BASEMENT / PARKING				

BLOCK B

APARTMENT AREA

Hall	6,01 m ²
Living room	41,17 m ²
Kitchen	12,08 m ²
Bedroom 1	12,83 m ²
Bathroom 1	6,23 m ²
Dressing room	3,28 m ²
Bedroom 2	11,77 m ²
Bathroom 2	5,12 m ²
<hr/>	
Useful surface	98,49 m ²
Terrace	24,65 m ²
Built surface	113,30 m ²

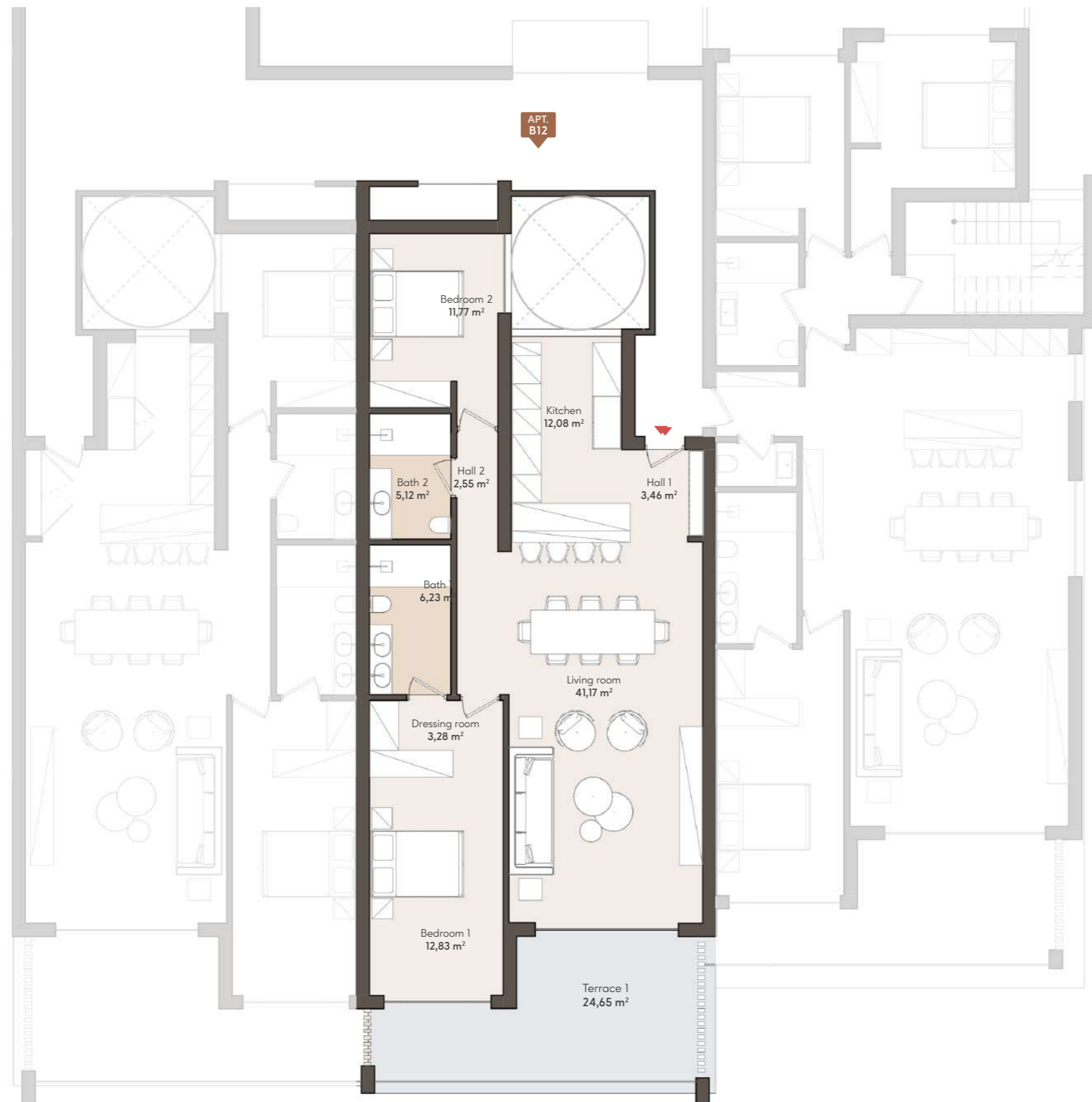
**2 PARKING SPACES &
1 STORAGE ROOM INCLUDED**



Block B
FIRST FLOOR

TYPE 2

2 BEDROOM APARTMENT



ROYAL PARK
— RESIDENCE —

2 BEDROOM APARTMENT
FIRST FLOOR

APT. B12

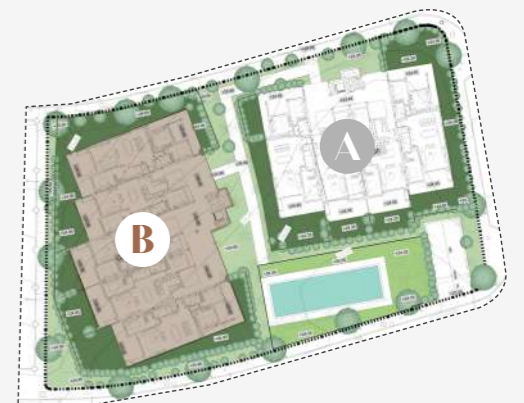
SOLARIUM	SOLARIUM	SOLARIUM	SOLARIUM	SOLARIUM
TYPE 3 3 BEDROOMS APT. B24	TYPE 5 3 BEDROOMS APT. B23	TYPE 5 3 BEDROOMS APT. B22	TYPE 4 2 BEDROOMS APT. B21	SOLARIUM
TYPE 1 3 BEDROOMS APT. B15	TYPE 2 2 BEDROOMS APT. B14	TYPE 2 2 BEDROOMS APT. B13	TYPE 2 2 BEDROOMS APT. B12	TYPE 3 3 BEDROOMS APT. B11
TYPE 1 3 BEDROOMS APT. B05	TYPE 2 2 BEDROOMS APT. B04	TYPE 2 2 BEDROOMS APT. B03	TYPE 2 2 BEDROOMS APT. B02	TYPE 1 3 BEDROOMS APT. B01
BASEMENT / PARKING				

BLOCK B

APARTMENT AREA

Hall	6,01 m ²
Living room	41,17 m ²
Kitchen	12,08 m ²
Bedroom 1	12,83 m ²
Bathroom 1	6,23 m ²
Dressing room	3,28 m ²
Bedroom 2	11,77 m ²
Bathroom 2	5,12 m ²
<hr/>	
Useful surface	98,49 m ²
Terrace	24,65 m ²
Built surface	112,87 m ²

**2 PARKING SPACES &
1 STORAGE ROOM INCLUDED**





ROYAL PARK
— RESIDENCE —

Block B
FIRST FLOOR

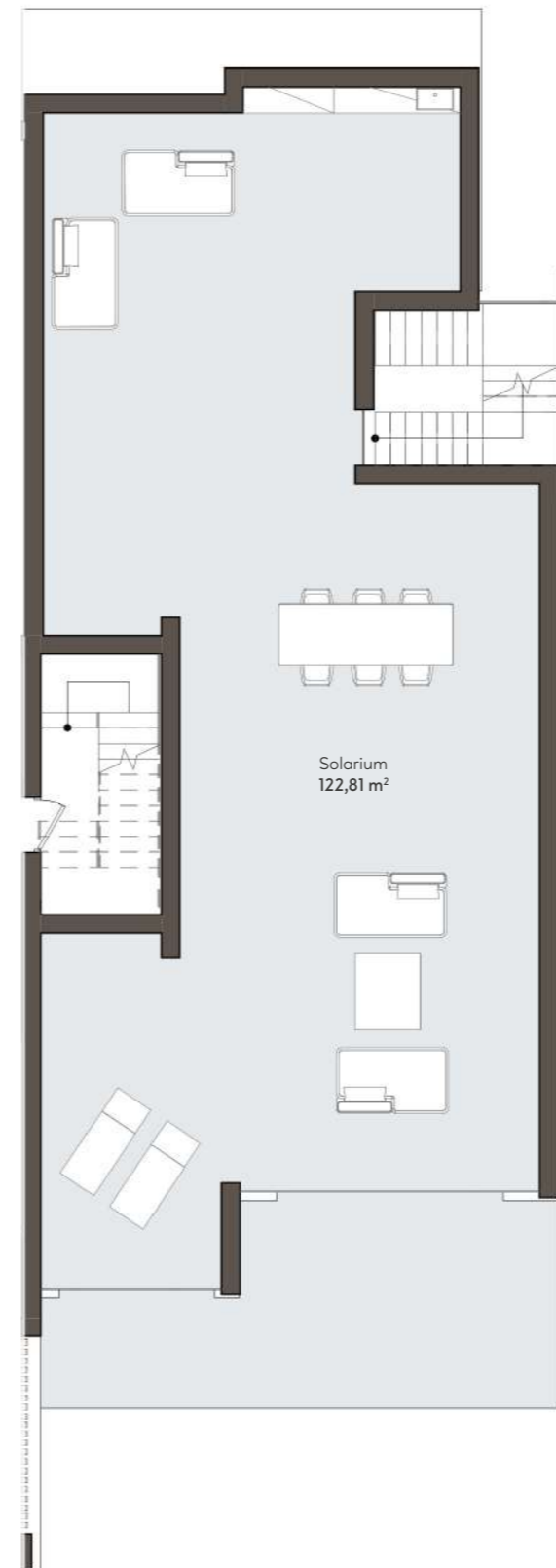
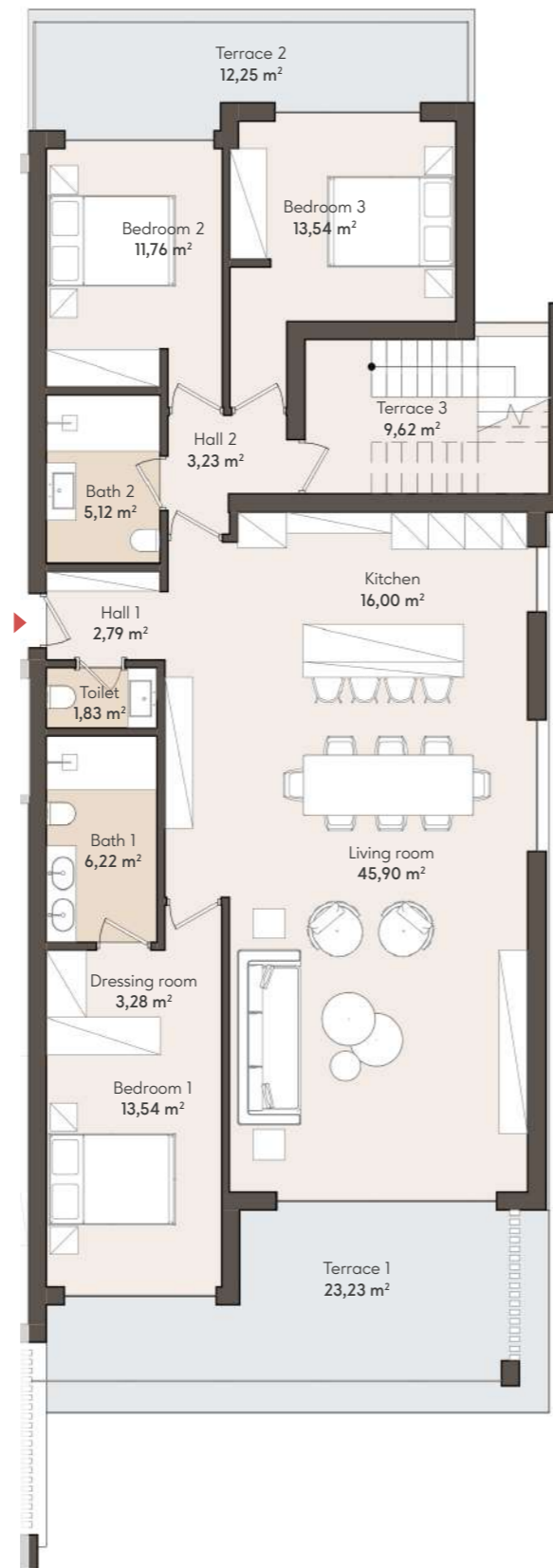
TYPE 3

3 BEDROOM PENTHOUSE

MAIN FLOOR

APT. B11

SOLARIUM



3 BEDROOM PENTHOUSE
FIRST FLOOR

APT. B11

SOLARIUM	SOLARIUM	SOLARIUM	SOLARIUM	SOLARIUM
TYPE 3 3 BEDROOMS APT. B24	TYPE 5 3 BEDROOMS APT. B23	TYPE 5 3 BEDROOMS APT. B22	TYPE 4 2 BEDROOMS APT. B21	SOLARIUM
TYPE 1 3 BEDROOMS APT. B15	TYPE 2 2 BEDROOMS APT. B14	TYPE 2 2 BEDROOMS APT. B13	TYPE 2 2 BEDROOMS APT. B12	TYPE 3 3 BEDROOMS APT. B11
TYPE 1 3 BEDROOMS APT. B05	TYPE 2 2 BEDROOMS APT. B04	TYPE 2 2 BEDROOMS APT. B03	TYPE 2 2 BEDROOMS APT. B02	TYPE 1 3 BEDROOMS APT. B01

BASEMENT / PARKING

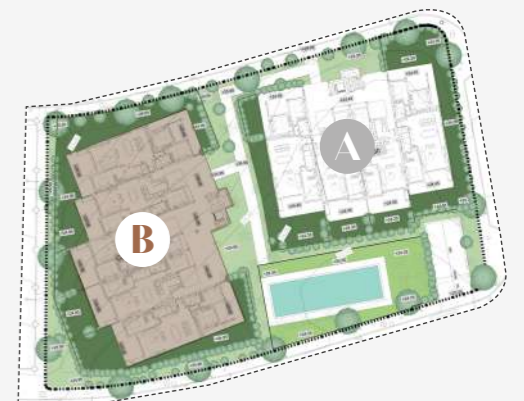
BLOCK B

APARTMENT AREA

Hall	6,02 m ²
Living room	45,90 m ²
Kitchen	16,00 m ²
Toilet	1,83 m ²
Bedroom 1	13,54 m ²
Bathroom 1	6,22 m ²
Dressing room	3,28 m ²
Bedroom 2	11,76 m ²
Bathroom 2	5,12 m ²
Bedroom 3	13,54 m ²

Useful surface	123,21 m ²
Terrace	45,10 m ²
Solarium	122,81 m ²
Built surface	144,33 m ²

2 PARKING SPACES &
1 STORAGE ROOM INCLUDED





ROYAL PARK
— RESIDENCE —

Block C

SECOND FLOOR

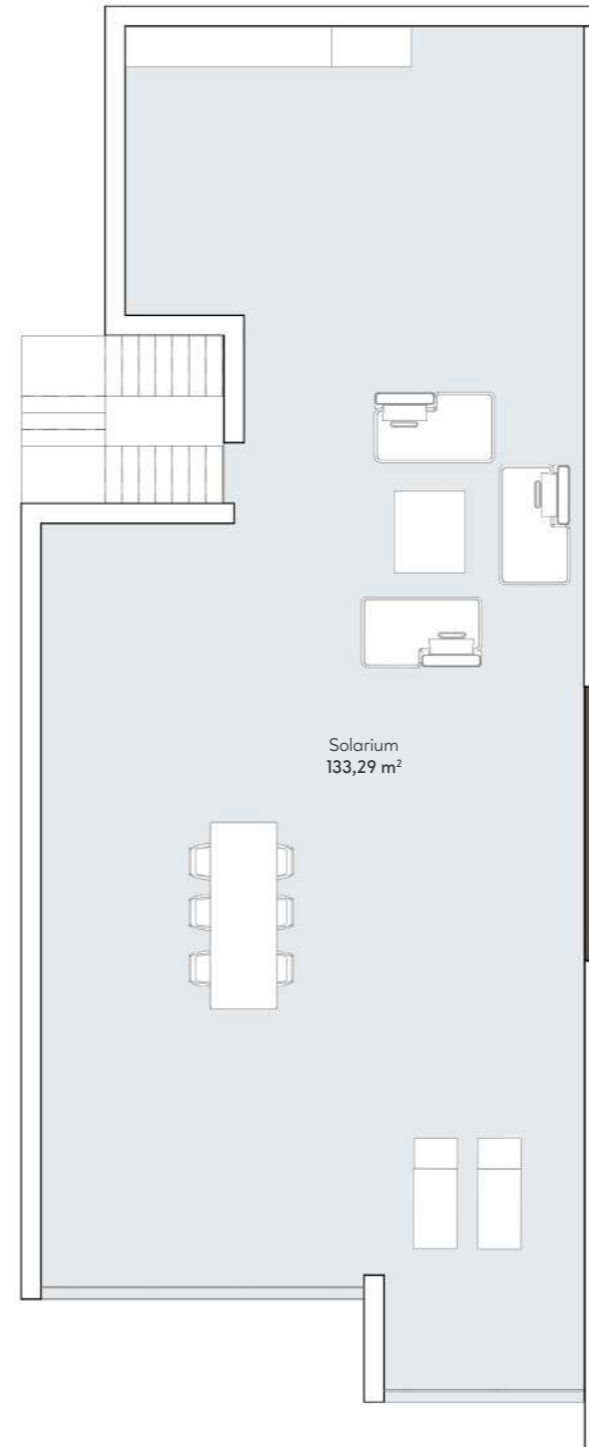
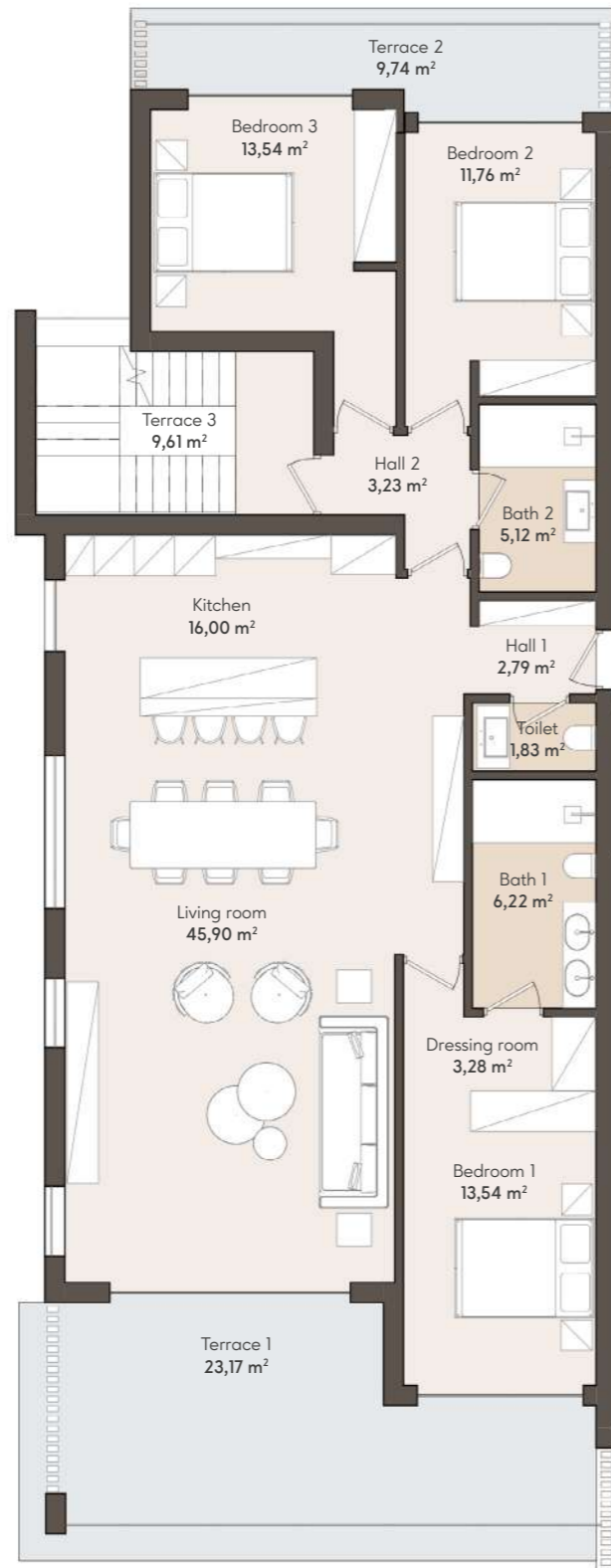
TYPE 3

3 BEDROOM PENTHOUSE

MAIN FLOOR

APT. B24

SOLARIUM



3 BEDROOM PENTHOUSE
SECOND FLOOR

APT. B24

SOLARIUM	SOLARIUM	SOLARIUM	SOLARIUM	SOLARIUM
TYPE 3 3 BEDROOMS APT. B24	TYPE 5 3 BEDROOMS APT. B23	TYPE 5 3 BEDROOMS APT. B22	TYPE 4 2 BEDROOMS APT. B21	SOLARIUM
TYPE 1 3 BEDROOMS APT. B15	TYPE 2 2 BEDROOMS APT. B14	TYPE 2 2 BEDROOMS APT. B13	TYPE 2 2 BEDROOMS APT. B12	TYPE 3 3 BEDROOMS APT. B11
TYPE 1 3 BEDROOMS APT. B05	TYPE 2 2 BEDROOMS APT. B04	TYPE 2 2 BEDROOMS APT. B03	TYPE 2 2 BEDROOMS APT. B02	TYPE 1 3 BEDROOMS APT. B01
BASEMENT / PARKING				

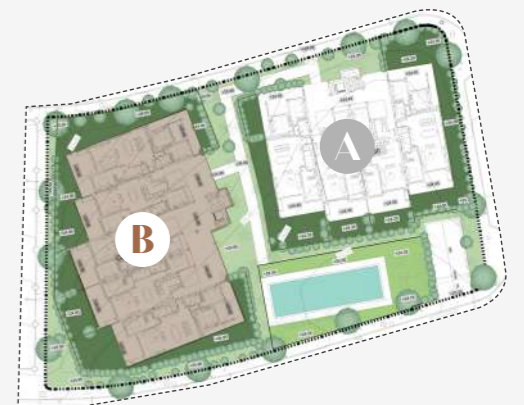
BLOCK B

APARTMENT AREA

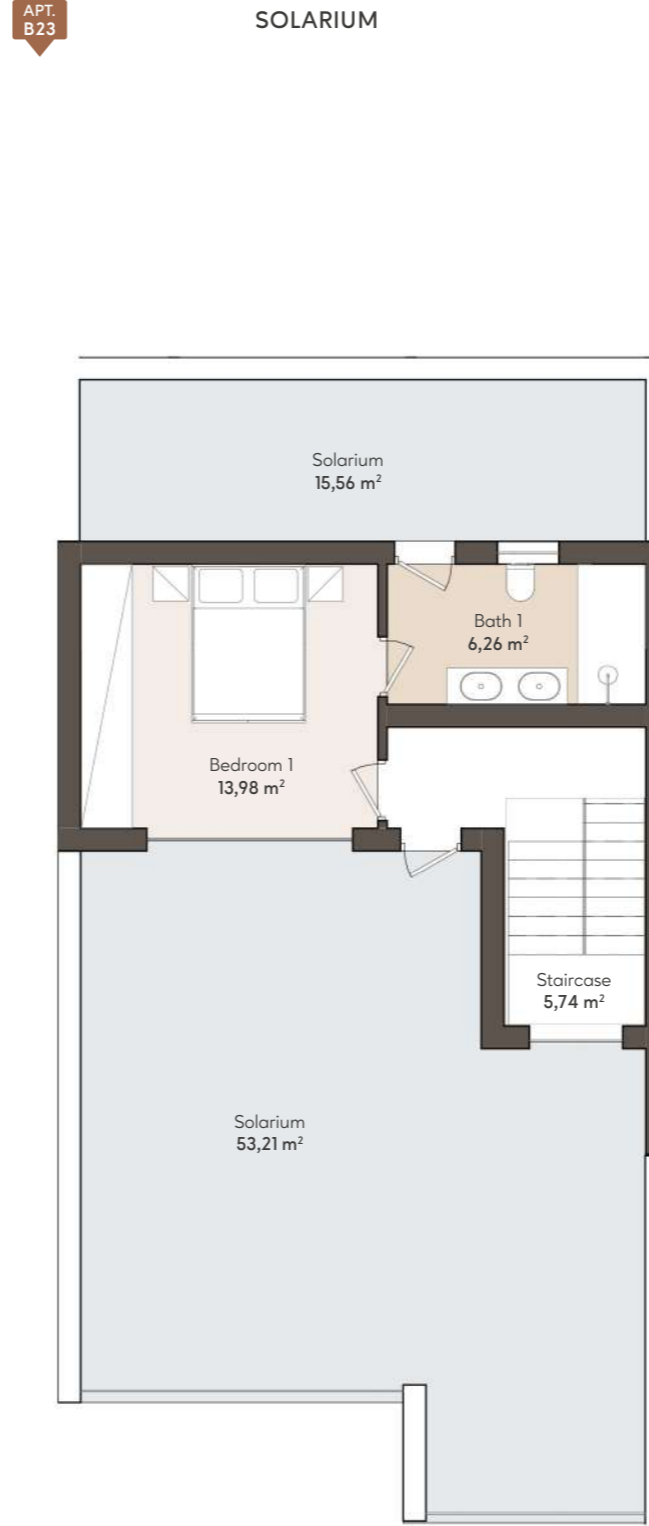
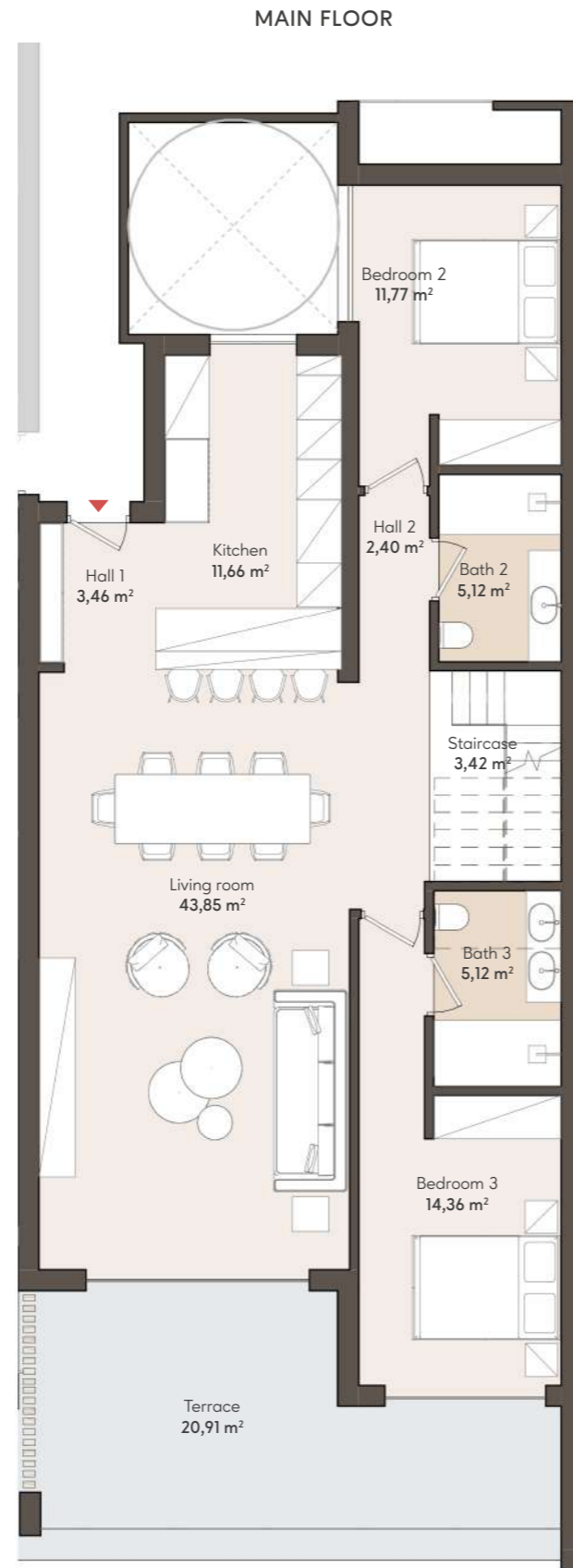
Hall	6,02 m ²
Living room	45,90 m ²
Kitchen	16,00 m ²
Toilet	1,83 m ²
Bedroom 1	13,54 m ²
Bathroom 1	6,22 m ²
Dressing room	3,28 m ²
Bedroom 2	11,76 m ²
Bathroom 2	5,12 m ²
Bedroom 3	13,54 m ²

Useful surface	123,21 m ²
Terrace	42,52 m ²
Solarium	133,29 m ²
Built surface	144,34 m ²

2 PARKING SPACES &
1 STORAGE ROOM INCLUDED



Block B
SECOND FLOOR
TYPE 5
3 BEDROOM PENTHOUSE



ROYAL PARK
 — RESIDENCE —

3 BEDROOM PENTHOUSE
SECOND FLOOR

APT. B23

SOLARIUM	SOLARIUM	SOLARIUM	SOLARIUM	SOLARIUM
TYPE 3 3 BEDROOMS APT. B24	TYPE 5 3 BEDROOMS APT. B23	TYPE 3 3 BEDROOMS APT. B22	TYPE 4 2 BEDROOMS APT. B21	SOLARIUM
TYPE 1 3 BEDROOMS APT. B15	TYPE 2 2 BEDROOMS APT. B14	TYPE 2 2 BEDROOMS APT. B13	TYPE 2 2 BEDROOMS APT. B12	TYPE 3 3 BEDROOMS APT. B11
TYPE 1 3 BEDROOMS APT. B05	TYPE 2 2 BEDROOMS APT. B04	TYPE 2 2 BEDROOMS APT. B03	TYPE 2 2 BEDROOMS APT. B02	TYPE 1 3 BEDROOMS APT. B01
BASEMENT / PARKING				

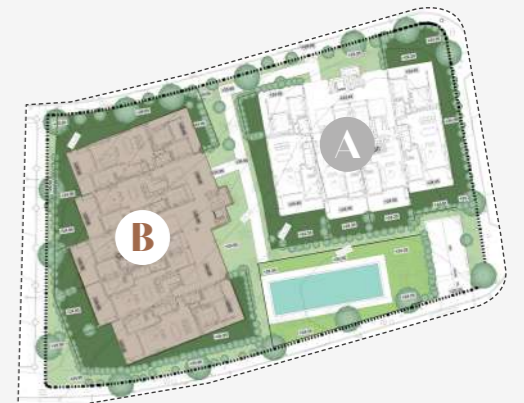
BLOCK B

APARTMENT AREA

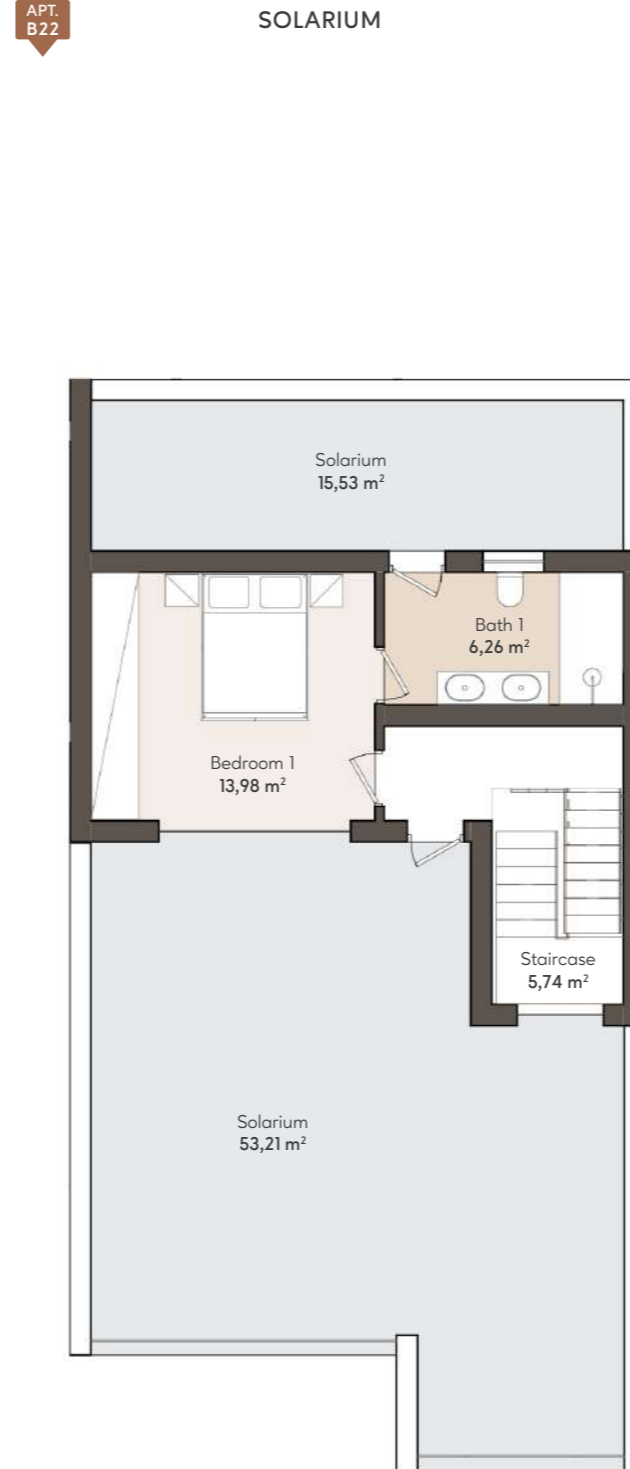
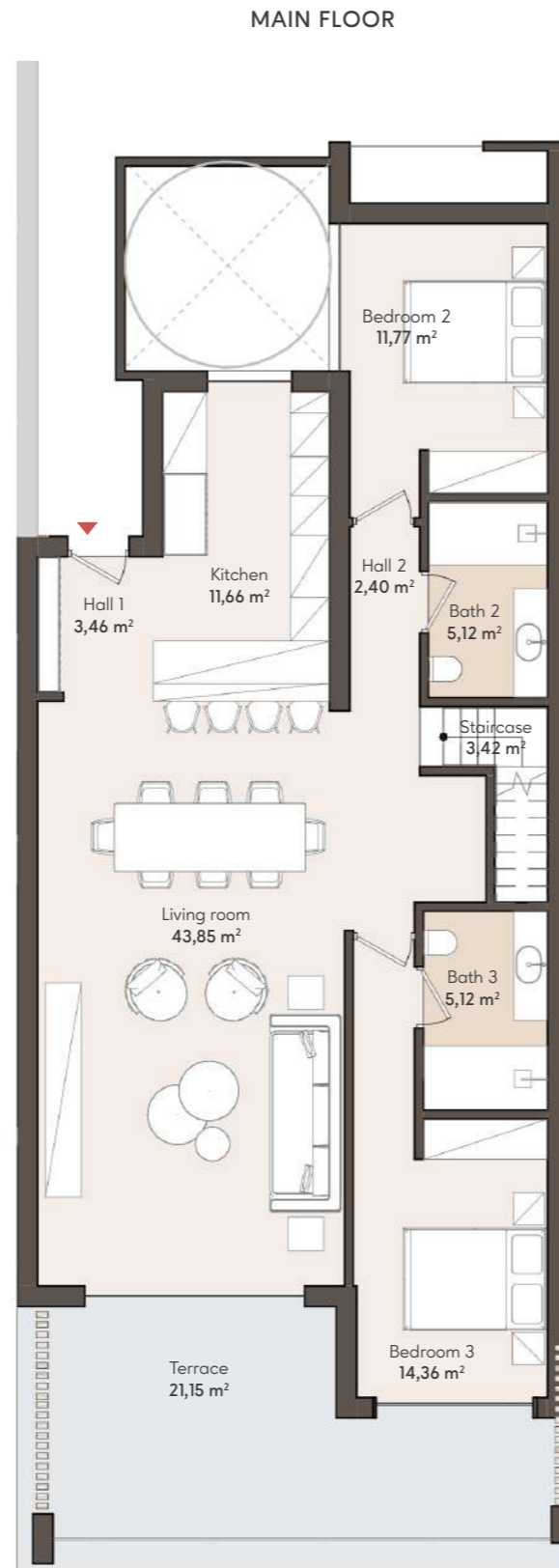
Hall	5,86 m ²
Living room	43,85 m ²
Kitchen	11,66 m ²
Bedroom 1	13,98 m ²
Bathroom 1	6,26 m ²
Bedroom 2	11,77 m ²
Bathroom 2	5,12 m ²
Bedroom 3	14,36 m ²
Bathroom 3	5,12 m ²
Staircase	9,16 m ²

Useful surface	127,14 m ²
Terrace	20,91 m ²
Solarium	68,77 m ²
Built surface	157,23 m ²

**2 PARKING SPACES &
 1 STORAGE ROOM INCLUDED**



Block B
SECOND FLOOR
TYPE 5
3 BEDROOM PENTHOUSE



3 BEDROOM PENTHOUSE
SECOND FLOOR

APT. B22

SOLARIUM	SOLARIUM	SOLARIUM	SOLARIUM	SOLARIUM
TYPE 3 3 BEDROOMS APT. B24	TYPE 5 3 BEDROOMS APT. B23	TYPE 5 3 BEDROOMS APT. B22	TYPE 4 2 BEDROOMS APT. B21	SOLARIUM
TYPE 1 3 BEDROOMS APT. B15	TYPE 2 2 BEDROOMS APT. B14	TYPE 2 2 BEDROOMS APT. B13	TYPE 2 2 BEDROOMS APT. B12	TYPE 3 3 BEDROOMS APT. B11
TYPE 1 3 BEDROOMS APT. B05	TYPE 2 2 BEDROOMS APT. B04	TYPE 2 2 BEDROOMS APT. B03	TYPE 2 2 BEDROOMS APT. B02	TYPE 1 3 BEDROOMS APT. B01
BASEMENT / PARKING				

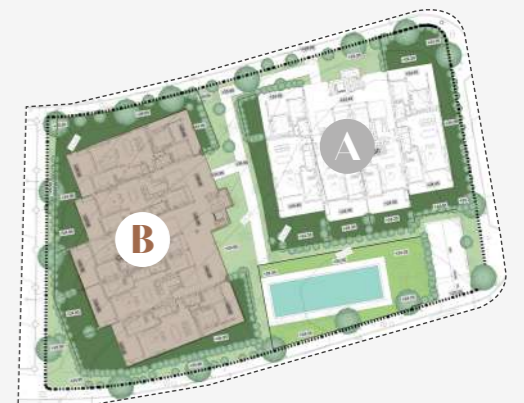
BLOCK B

APARTMENT AREA

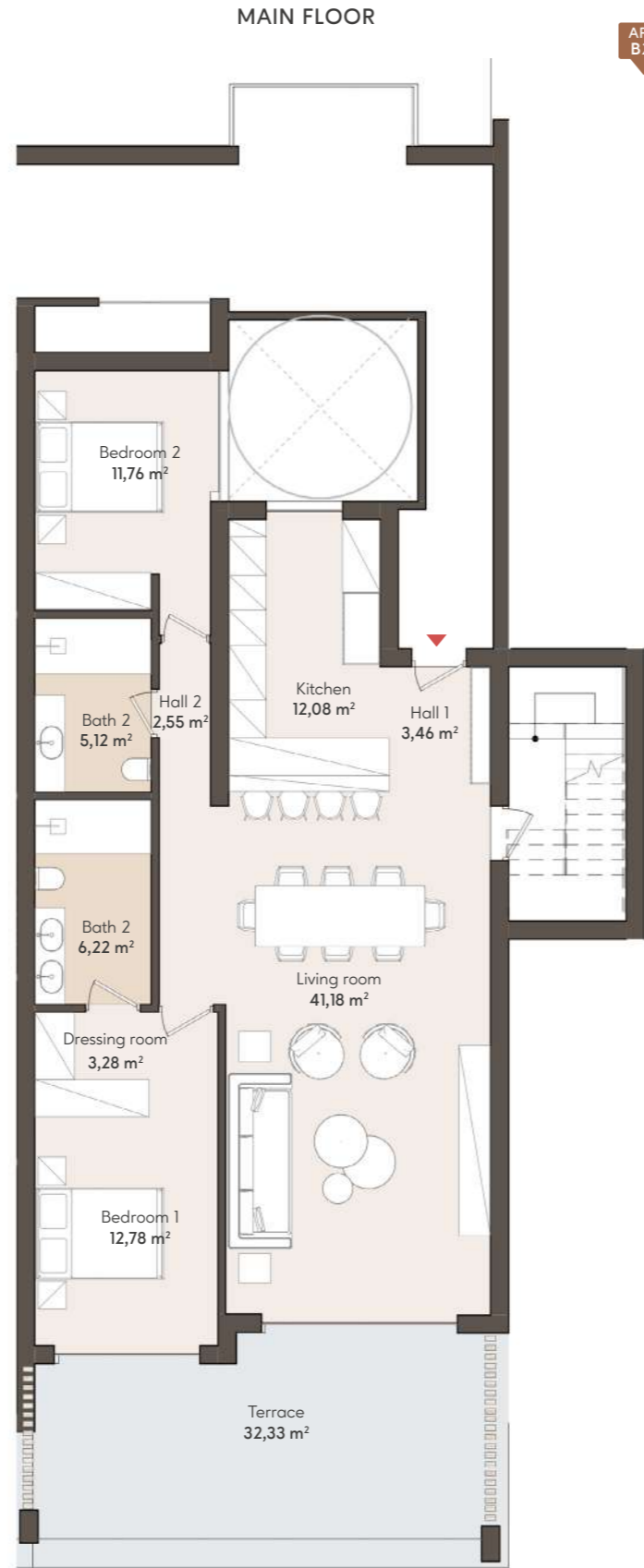
Hall	5,86 m ²
Living room	43,85 m ²
Kitchen	11,66 m ²
Bedroom 1	13,98 m ²
Bathroom 1	6,26 m ²
Bedroom 2	11,77 m ²
Bathroom 2	5,12 m ²
Bedroom 3	14,36 m ²
Bathroom 3	5,12 m ²
Staircase	9,16 m ²

Useful surface	127,14 m ²
Terrace	21,15 m ²
Solarium	68,74 m ²
Built surface	156,30 m ²

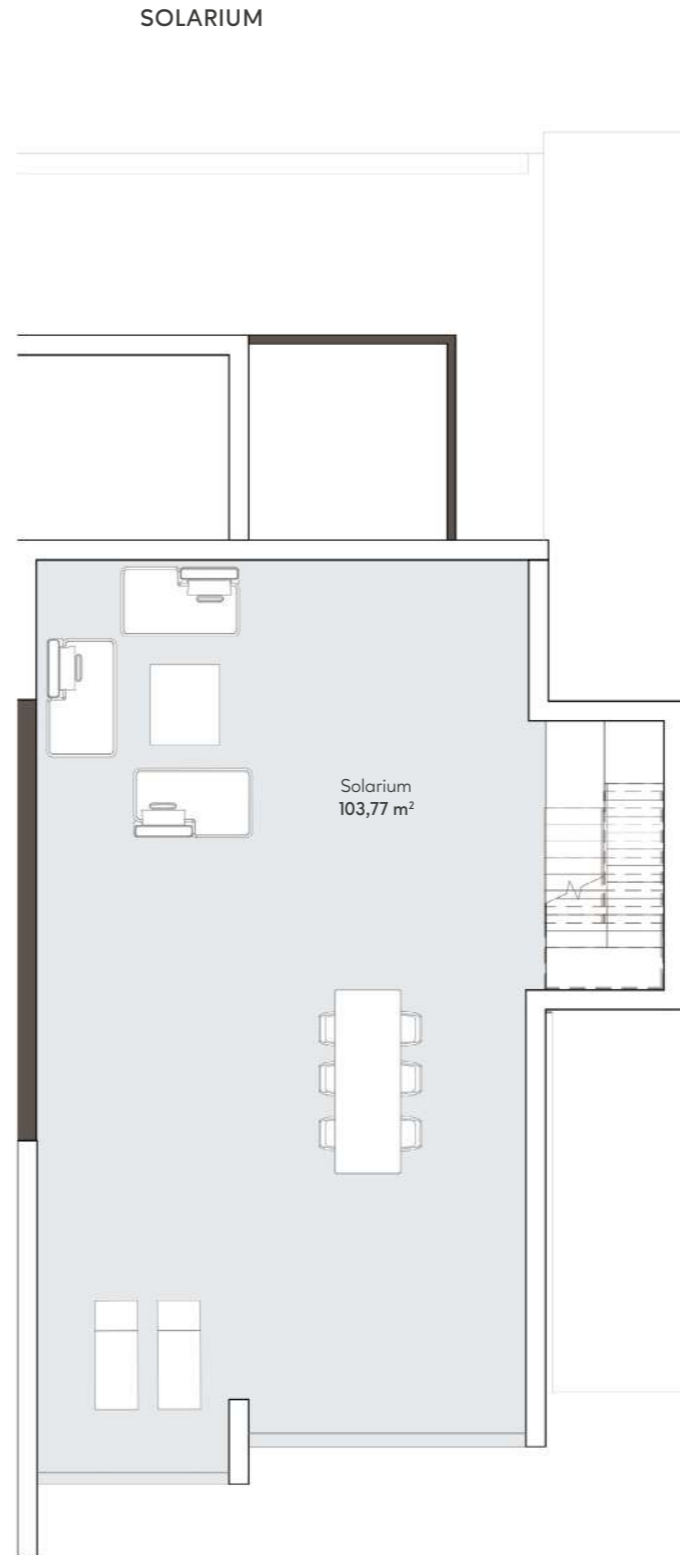
**2 PARKING SPACES &
 1 STORAGE ROOM INCLUDED**



Block B
SECOND FLOOR
TYPE 4
2 BEDROOM PENTHOUSE



APT. B21



2 BEDROOM PENTHOUSE
SECOND FLOOR

APT. B21

SOLARIUM	SOLARIUM	SOLARIUM	SOLARIUM	SOLARIUM
TYPE 3 3 BEDROOMS APT. B24	TYPE 5 3 BEDROOMS APT. B23	TYPE 5 3 BEDROOMS APT. B22	TYPE 4 2 BEDROOMS APT. B21	SOLARIUM
TYPE 1 3 BEDROOMS APT. B15	TYPE 2 2 BEDROOMS APT. B14	TYPE 2 2 BEDROOMS APT. B13	TYPE 2 2 BEDROOMS APT. B12	TYPE 3 3 BEDROOMS APT. B11
TYPE 1 3 BEDROOMS APT. B05	TYPE 2 2 BEDROOMS APT. B04	TYPE 2 2 BEDROOMS APT. B03	TYPE 2 2 BEDROOMS APT. B02	TYPE 1 3 BEDROOMS APT. B01

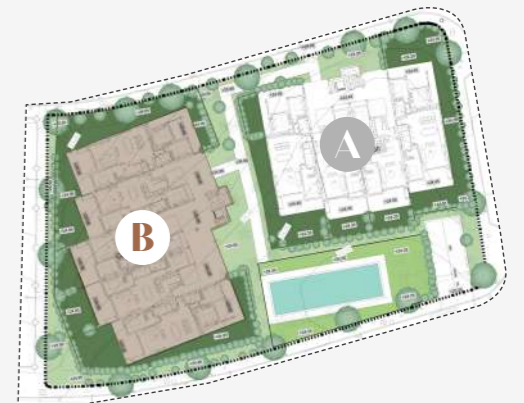
BASEMENT / PARKING

BLOCK B

APARTMENT AREA

Hall	6,01 m ²
Living room	41,18 m ²
Kitchen	12,08 m ²
Bedroom 1	12,78 m ²
Bathroom 1	6,22 m ²
Dressing room	3,28 m ²
Bedroom 2	11,76 m ²
Bathroom 2	5,12 m ²
<hr/>	
Useful surface	98,43 m ²
Terrace	32,33 m ²
Solarium	103,77 m ²
Built surface	114,47 m ²

**2 PARKING SPACES &
 1 STORAGE ROOM INCLUDED**



Block C
GROUND FLOOR

TYPE 1

3 BEDROOM APARTMENT
GARDEN



ROYAL PARK
— RESIDENCE —

3 BEDROOM APARTMENT
GROUND FLOOR

APT. C 06

SOLARIUM		SOLARIUM		SOLARIUM		SOLARIUM		SOLARIUM	
TYPE 4 3 BEDROOMS APT. C 24		TYPE 5 3 BEDROOMS APT. C 23		TYPE 5 3 BEDROOMS APT. C 22		TYPE 6 4 BEDROOM APT. C 21		SOLARIUM	
TYPE 3 3 BEDROOMS APT. C 16		TYPE 2 2 BEDROOMS APT. C 15		TYPE 2 2 BEDROOMS APT. C 14		TYPE 2 2 BEDROOMS APT. C 13		TYPE 2 2 BEDROOMS APT. C 12	
TYPE 1 3 BEDROOMS APT. C 06		TYPE 2 2 BEDROOMS APT. C 05		TYPE 2 2 BEDROOMS APT. C 04		TYPE 2 2 BEDROOMS APT. C 03		TYPE 2 2 BEDROOMS APT. C 02	
								TYPE 1 3 BEDROOMS APT. C 01	
BASEMENT / PARKING									

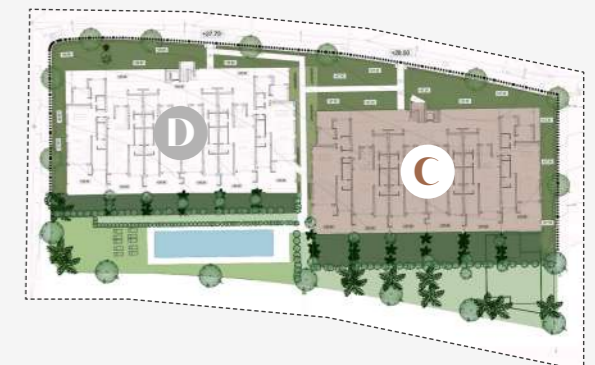
BLOCK C

APARTMENT AREA

Hall	4,67 m ²
Living room	49,55 m ²
Kitchen	15,94 m ²
Bedroom 1	14,89 m ²
Bathroom 1	6,22 m ²
Dressing room	3,79 m ²
Toilet	1,83 m ²
Bedroom 2	11,05 m ²
Bathroom 2	5,12 m ²
Bedroom 3	12,23 m ²

Useful surface	125,29 m ²
Terrace	65,57 m ²
Built surface	146,13 m ²

**2 PARKING SPACES &
1 STORAGE ROOM INCLUDED**



Block C

GROUND FLOOR

TYPE 2

2 BEDROOM APARTMENT
GARDEN



ROYAL PARK — RESIDENCE —

2 BEDROOM APARTMENT GROUND FLOOR

APT. C 05

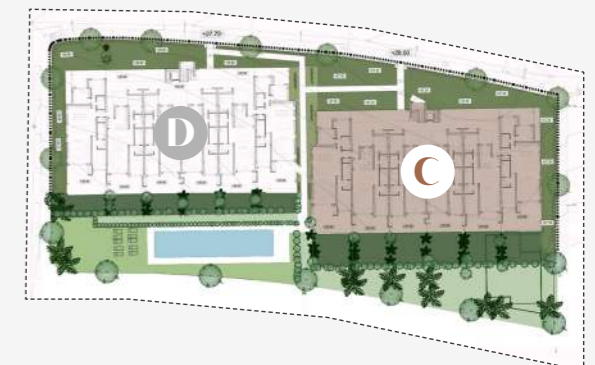
SOLARIUM		SOLARIUM		SOLARIUM		SOLARIUM		SOLARIUM	
TYPE 4 3 BEDROOMS APT. C 24		TYPE 5 3 BEDROOMS APT. C 23		TYPE 5 3 BEDROOMS APT. C 22		TYPE 6 4 BEDROOM APT. C 21		SOLARIUM	
TYPE 3 3 BEDROOMS APT. C 16		TYPE 2 2 BEDROOMS APT. C 15		TYPE 2 2 BEDROOMS APT. C 14		TYPE 2 2 BEDROOMS APT. C 13		TYPE 2 2 BEDROOMS APT. C 12	
TYPE 1 3 BEDROOMS APT. C 06		TYPE 2 2 BEDROOMS APT. C 05		TYPE 2 2 BEDROOMS APT. C 04		TYPE 2 2 BEDROOMS APT. C 03		TYPE 2 2 BEDROOMS APT. C 02	
								TYPE 1 3 BEDROOMS APT. C 01	
BASEMENT / PARKING									

BLOCK C

APARTMENT AREA

Hall	6,01 m ²
Living room	43,42 m ²
Kitchen	12,08 m ²
Bedroom 1	14,17 m ²
Bathroom 1	6,22 m ²
Dressing room	3,79 m ²
Bedroom 2	11,76 m ²
Bathroom 2	5,10 m ²
<hr/>	
Useful surface	102,55 m ²
Terrace	31,24 m ²
Built surface	118,50 m ²

2 PARKING SPACES & 1 STORAGE ROOM INCLUDED





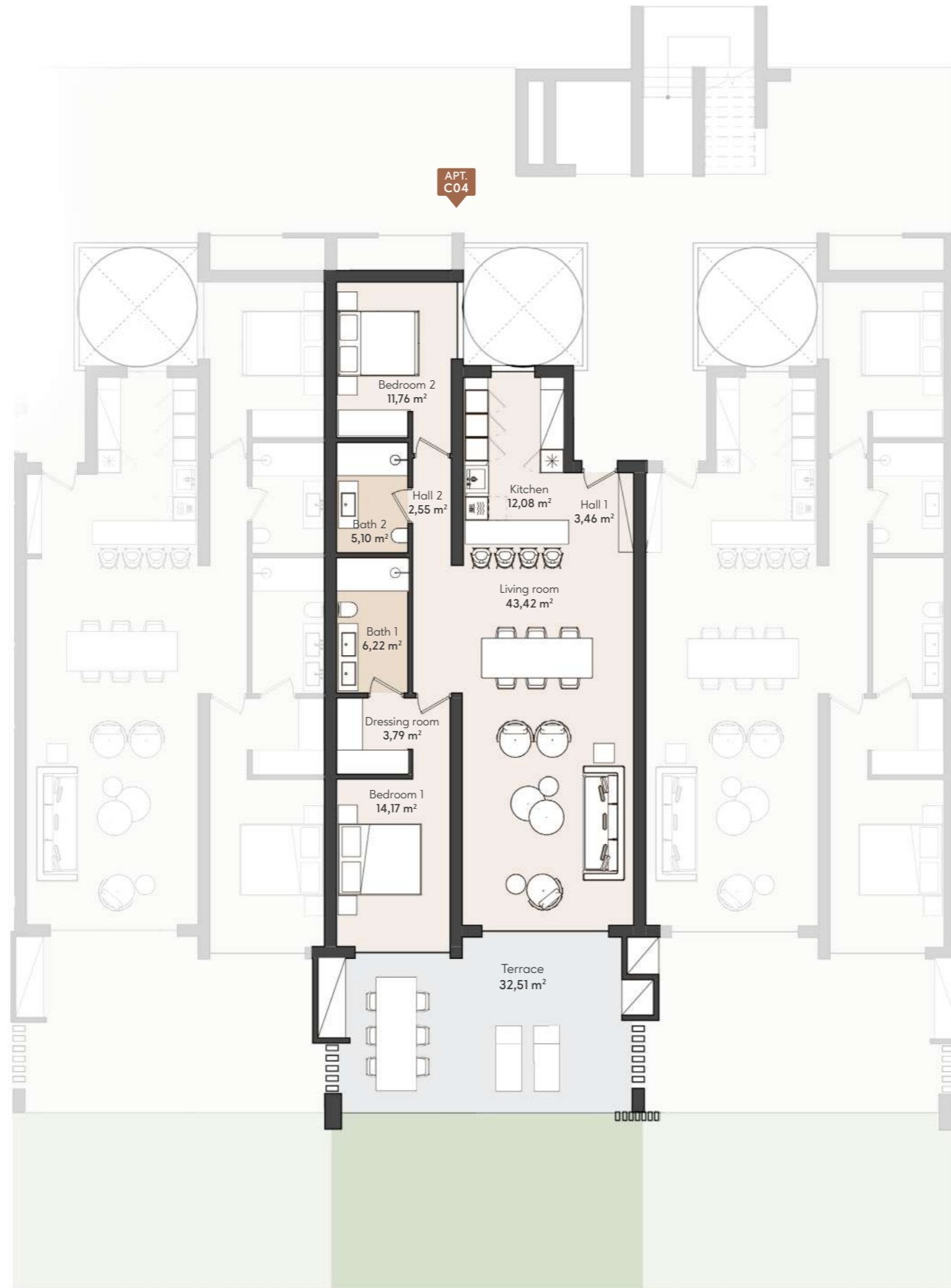
ROYAL PARK
— RESIDENCE —

Block C

GROUND FLOOR

TYPE 2

2 BEDROOM APARTMENT
GARDEN



2 BEDROOM APARTMENT
GROUND FLOOR

APT. C 04

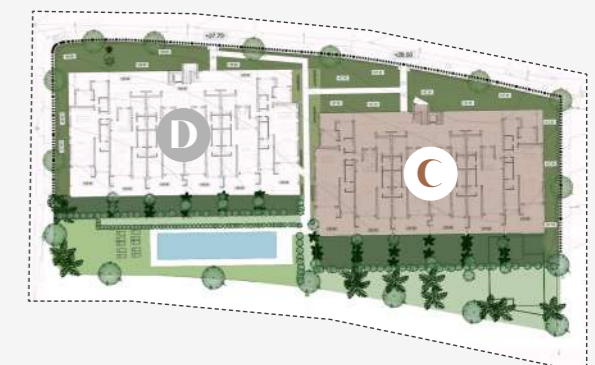
SOLARIUM		SOLARIUM		SOLARIUM		SOLARIUM	
TYPE 4 3 BEDROOMS APT. C 24		TYPE 5 3 BEDROOMS APT. C 23		TYPE 5 3 BEDROOMS APT. C 22		TYPE 6 4 BEDROOM APT. C 21	
TYPE 3 3 BEDROOMS APT. C 16		TYPE 2 2 BEDROOMS APT. C 15		TYPE 2 2 BEDROOMS APT. C 14		TYPE 2 2 BEDROOMS APT. C 13	
TYPE 1 3 BEDROOMS APT. C 06		TYPE 2 2 BEDROOMS APT. C 05		TYPE 2 2 BEDROOMS APT. C 04		TYPE 2 2 BEDROOMS APT. C 03	
						TYPE 2 2 BEDROOMS APT. C 02	
						TYPE 1 3 BEDROOMS APT. C 01	
BASEMENT / PARKING							

BLOCK C

APARTMENT AREA

Hall	6,01 m ²
Living room	43,42 m ²
Kitchen	12,08 m ²
Bedroom 1	14,17 m ²
Bathroom 1	6,22 m ²
Dressing room	3,79 m ²
Bedroom 2	11,76 m ²
Bathroom 2	5,10 m ²
<hr/>	
Useful surface	102,55 m ²
Terrace	32,51 m ²
Built surface	118,39 m ²

2 PARKING SPACES &
1 STORAGE ROOM INCLUDED



Block C

GROUND FLOOR

TYPE 2

2 BEDROOM APARTMENT
GARDEN



ROYAL PARK

— RESIDENCE —

2 BEDROOM APARTMENT

GROUND FLOOR

APT. C 03

SOLARIUM		SOLARIUM		SOLARIUM		SOLARIUM		SOLARIUM	
TYPE 4 3 BEDROOMS APT. C 24		TYPE 5 3 BEDROOMS APT. C 23		TYPE 5 3 BEDROOMS APT. C 22		TYPE 6 4 BEDROOM APT. C 21		SOLARIUM	
TYPE 3 3 BEDROOMS APT. C 16		TYPE 2 2 BEDROOMS APT. C 15		TYPE 2 2 BEDROOMS APT. C 14		TYPE 2 2 BEDROOMS APT. C 13		TYPE 2 2 BEDROOMS APT. C 12	
TYPE 1 3 BEDROOMS APT. C 06		TYPE 2 2 BEDROOMS APT. C 05		TYPE 2 2 BEDROOMS APT. C 04		TYPE 2 2 BEDROOMS APT. C 03		TYPE 2 2 BEDROOMS APT. C 02	
								TYPE 1 3 BEDROOMS APT. C 01	
BASEMENT / PARKING									

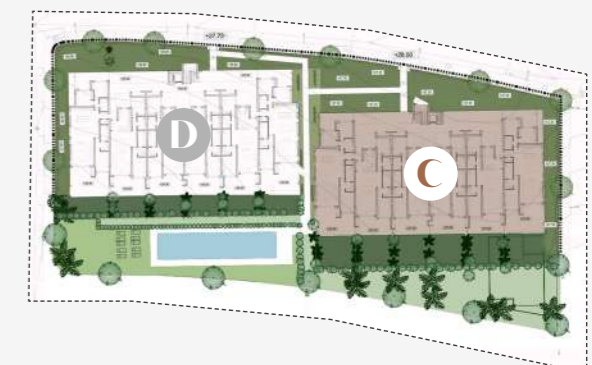
BLOCK C

APARTMENT AREA

Hall	6,01 m ²
Living room	43,42 m ²
Kitchen	12,08 m ²
Bedroom 1	14,17 m ²
Bathroom 1	6,22 m ²
Dressing room	3,79 m ²
Bedroom 2	11,76 m ²
Bathroom 2	5,10 m ²

Useful surface	102,55 m ²
Terrace	32,51 m ²
Built surface	118,39 m ²

2 PARKING SPACES &
1 STORAGE ROOM INCLUDED



Block C

GROUND FLOOR

TYPE 2

2 BEDROOM APARTMENT
GARDEN



ROYAL PARK — RESIDENCE —

2 BEDROOM APARTMENT GROUND FLOOR

APT. C 02

SOLARIUM		SOLARIUM		SOLARIUM		SOLARIUM		SOLARIUM	
TYPE 4 3 BEDROOMS APT. C 24		TYPE 5 3 BEDROOMS APT. C 23		TYPE 5 3 BEDROOMS APT. C 22		TYPE 6 4 BEDROOM APT. C 21		SOLARIUM	
TYPE 3 3 BEDROOMS APT. C 16		TYPE 2 2 BEDROOMS APT. C 15		TYPE 2 2 BEDROOMS APT. C 14		TYPE 2 2 BEDROOMS APT. C 13		TYPE 2 2 BEDROOMS APT. C 12	
TYPE 1 3 BEDROOMS APT. C 06		TYPE 2 2 BEDROOMS APT. C 05		TYPE 2 2 BEDROOMS APT. C 04		TYPE 2 2 BEDROOMS APT. C 03		TYPE 2 2 BEDROOMS APT. C 02	
								TYPE 1 3 BEDROOMS APT. C 01	

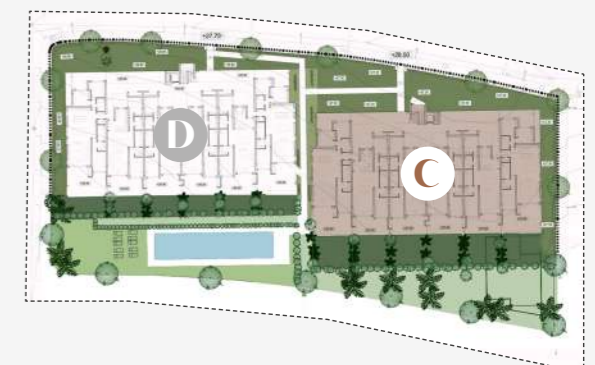
BASEMENT / PARKING

BLOCK C

APARTMENT AREA

Hall	6,01 m ²
Living room	43,42 m ²
Kitchen	12,08 m ²
Bedroom 1	14,17 m ²
Bathroom 1	6,22 m ²
Dressing room	3,79 m ²
Bedroom 2	11,76 m ²
Bathroom 2	5,10 m ²
<hr/>	
Useful surface	102,55 m ²
Terrace	33,10 m ²
Built surface	118,50 m ²

2 PARKING SPACES &
1 STORAGE ROOM INCLUDED





ROYAL PARK
— RESIDENCE —

Block C
GROUND FLOOR

TYPE 1

3 BEDROOM APARTMENT
GARDEN



3 BEDROOM APARTMENT
GROUND FLOOR

APT. C01

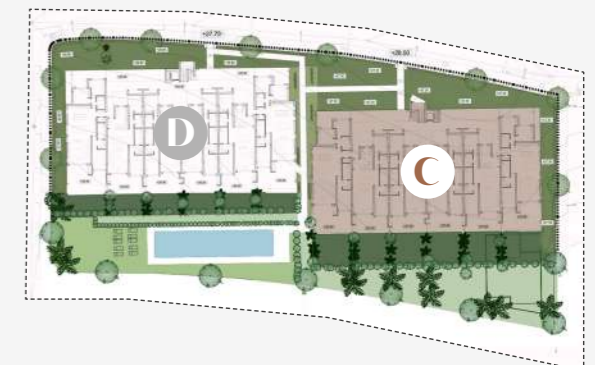
SOLARIUM	SOLARIUM	SOLARIUM	SOLARIUM	SOLARIUM	SOLARIUM
TYPE 4 3 BEDROOMS APT. C 24	TYPE 5 3 BEDROOMS APT. C 23	TYPE 5 3 BEDROOMS APT. C 22	TYPE 6 4 BEDROOM APT. C 21	TYPE 6 4 BEDROOM APT. C 20	TYPE 3 3 BEDROOMS APT. C 11
TYPE 3 3 BEDROOMS APT. C 16	TYPE 2 2 BEDROOMS APT. C 15	TYPE 2 2 BEDROOMS APT. C 14	TYPE 2 2 BEDROOMS APT. C 13	TYPE 2 2 BEDROOMS APT. C 12	TYPE 3 3 BEDROOMS APT. C 11
TYPE 1 3 BEDROOMS APT. C 06	TYPE 2 2 BEDROOMS APT. C 05	TYPE 2 2 BEDROOMS APT. C 04	TYPE 2 2 BEDROOMS APT. C 03	TYPE 2 2 BEDROOMS APT. C 02	TYPE 1 3 BEDROOMS APT. C 01
BASEMENT / PARKING					

BLOCK C

APARTMENT AREA

Hall	4,67 m ²
Living room	49,55 m ²
Kitchen	15,94 m ²
Bedroom 1	14,89 m ²
Bathroom 1	6,22 m ²
Dressing room	3,79 m ²
Toilet	1,83 m ²
Bedroom 2	11,05 m ²
Bathroom 2	5,12 m ²
Bedroom 3	12,23 m ²
<hr/>	
Useful surface	125,29 m ²
Terrace	71,85 m ²
Built surface	146,13 m ²

2 PARKING SPACES &
1 STORAGE ROOM INCLUDED



MAIN FLOOR

APT. C16

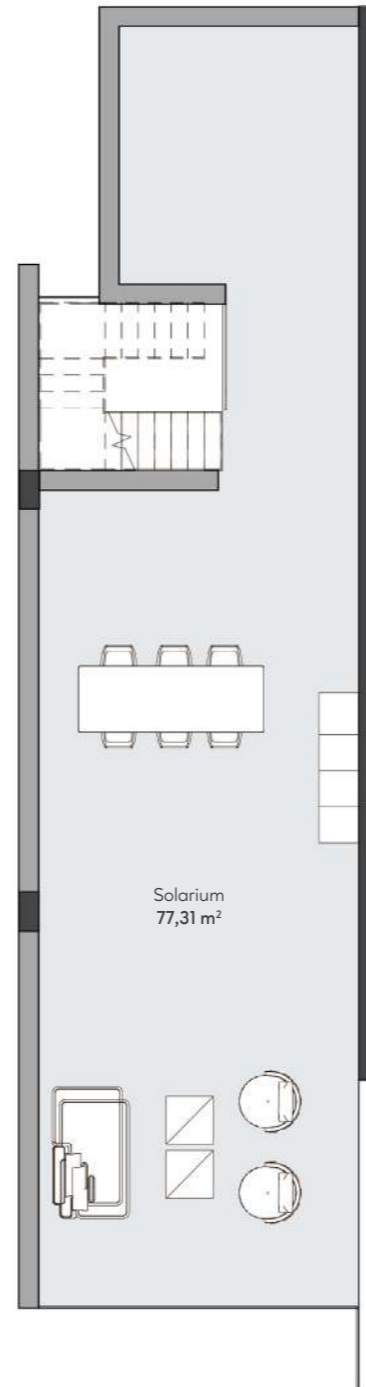
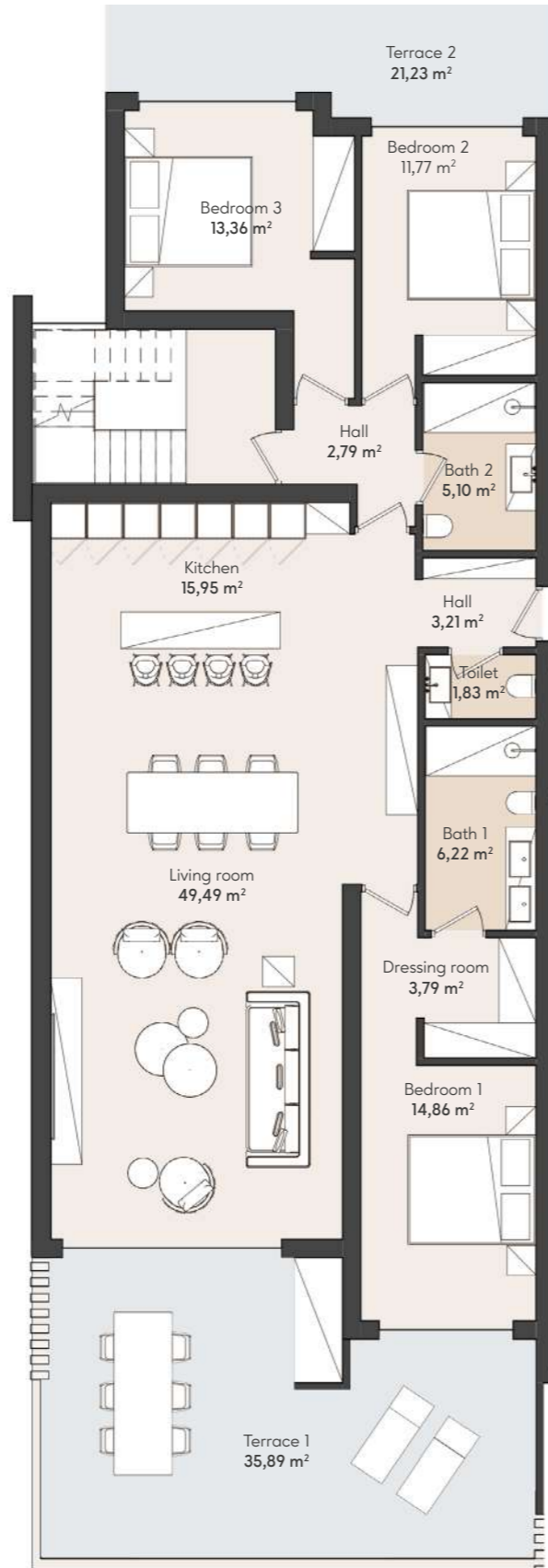
SOLARIUM

Block C

FIRST FLOOR

TYPE 3

3 BEDROOM PENTHOUSE



3 BEDROOM PENTHOUSE

FIRST FLOOR

APT. C 16

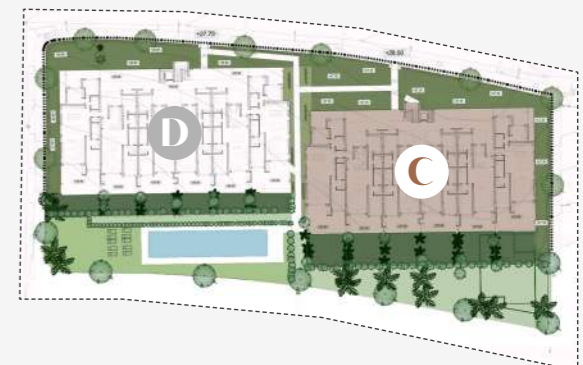
SOLARIUM	TYPE 4 3 BEDROOMS APT. C 24	TYPE 5 3 BEDROOMS APT. C 23	TYPE 5 3 BEDROOMS APT. C 22	TYPE 6 4 BEDROOM APT. C 21	SOLARIUM
TYPE 3 3 BEDROOMS APT. C 16	TYPE 2 2 BEDROOMS APT. C 15	TYPE 2 2 BEDROOMS APT. C 14	TYPE 2 2 BEDROOMS APT. C 13	TYPE 2 2 BEDROOMS APT. C 12	TYPE 3 3 BEDROOMS APT. C 11
TYPE 1 3 BEDROOMS APT. C 06	TYPE 2 2 BEDROOMS APT. C 05	TYPE 2 2 BEDROOMS APT. C 04	TYPE 2 2 BEDROOMS APT. C 03	TYPE 2 2 BEDROOMS APT. C 02	TYPE 1 3 BEDROOMS APT. C 01
BASEMENT / PARKING					

BLOCK C

APARTMENT AREA

Hall	6,00 m ²
Living room	49,49 m ²
Kitchen	15,95 m ²
Toilet	1,83 m ²
Bedroom 1	14,86 m ²
Bathroom 1	6,22 m ²
Dressing room	3,79 m ²
Bedroom 2	11,77 m ²
Bathroom 2	5,10 m ²
Bedroom 3	13,36 m ²
Staircase	9,27 m ²
<hr/>	
Useful surface	128,37 m ²
Terrace	57,12 m ²
Solarium	77,31 m ²
Built surface	150,97 m ²

2 PARKING SPACES &
1 STORAGE ROOM INCLUDED



Block C

FIRST FLOOR

TYPE 2

2 BEDROOM APARTMENT



ROYAL PARK — RESIDENCE —

2 BEDROOM APARTMENT FIRST FLOOR

APT. C 15

SOLARIUM		SOLARIUM		SOLARIUM		SOLARIUM		SOLARIUM	
TYPE 4 3 BEDROOMS APT. C 24		TYPE 2 2 BEDROOMS APT. C 15		TYPE 2 2 BEDROOMS APT. C 14		TYPE 2 2 BEDROOMS APT. C 13		TYPE 4 4 BEDROOM APT. C 21	
TYPE 3 3 BEDROOMS APT. C 16		TYPE 2 2 BEDROOMS APT. C 05		TYPE 2 2 BEDROOMS APT. C 04		TYPE 2 2 BEDROOMS APT. C 03		TYPE 2 2 BEDROOMS APT. C 02	
TYPE 1 3 BEDROOMS APT. C 06		TYPE 2 2 BEDROOMS APT. C 05		TYPE 2 2 BEDROOMS APT. C 04		TYPE 2 2 BEDROOMS APT. C 03		TYPE 1 3 BEDROOMS APT. C 01	

BASEMENT / PARKING

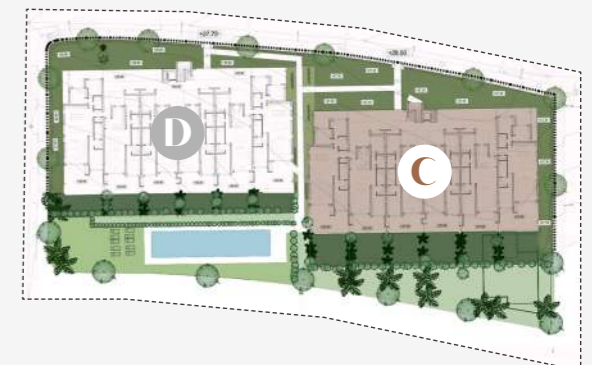
BLOCK C

APARTMENT AREA

Hall	6,01 m ²
Living room	43,42 m ²
Kitchen	12,08 m ²
Bedroom 1	14,17 m ²
Bathroom 1	6,22 m ²
Dressing room	3,79 m ²
Bedroom 2	11,76 m ²
Bathroom 2	5,10 m ²

Useful surface	102,55 m ²
Terrace	35,49 m ²
Built surface	118,49 m ²

2 PARKING SPACES & 1 STORAGE ROOM INCLUDED





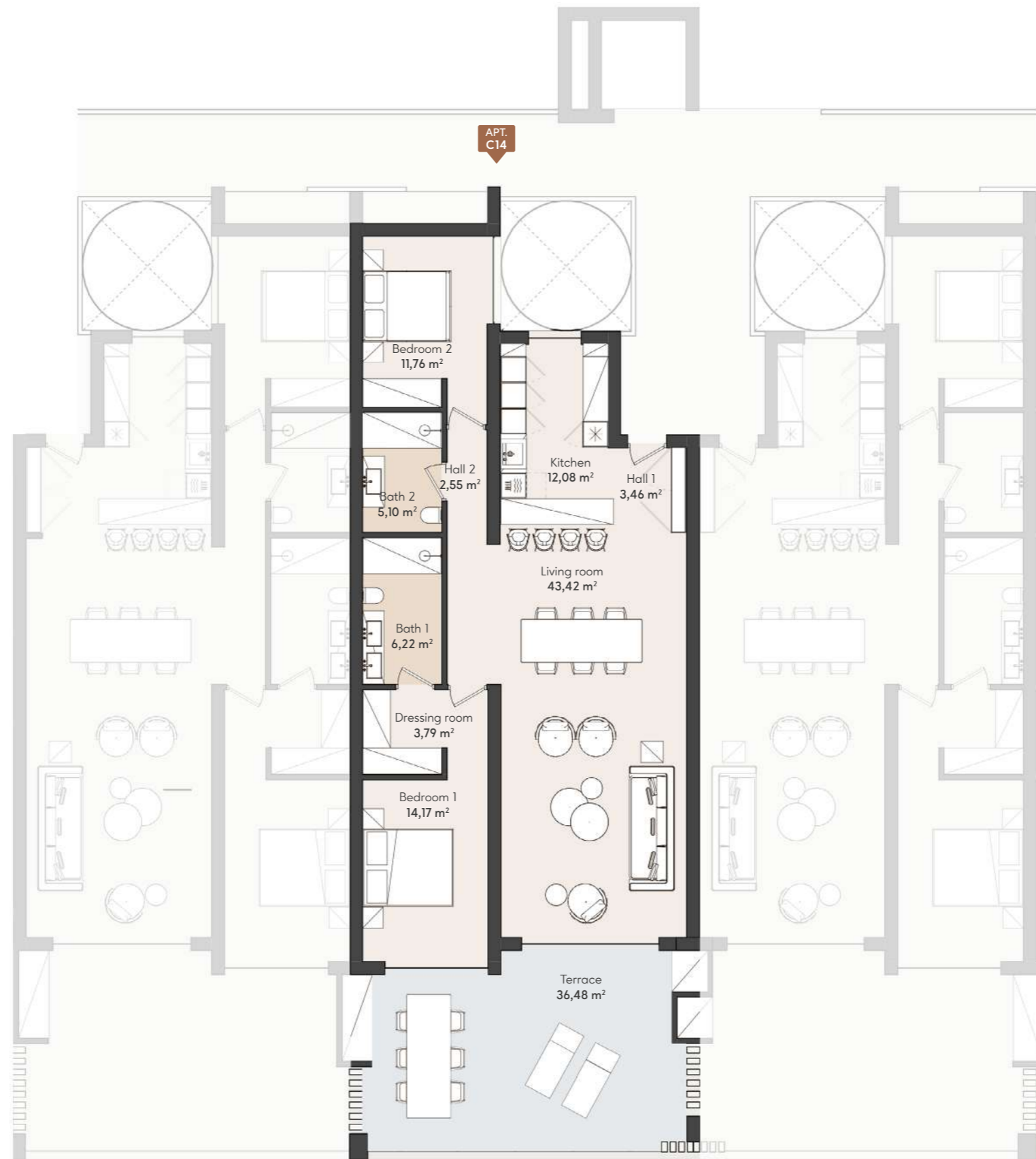
ROYAL PARK
— RESIDENCE —

Block C

FIRST FLOOR

TYPE 2

2 BEDROOM APARTMENT



2 BEDROOM APARTMENT
FIRST FLOOR
APT. C 14

SOLARIUM		SOLARIUM		SOLARIUM		SOLARIUM		SOLARIUM	
TYPE 4 3 BEDROOMS APT. C 24		TYPE 5 3 BEDROOMS APT. C 23		TYPE 5 3 BEDROOMS APT. C 22		TYPE 6 4 BEDROOM APT. C 21		SOLARIUM	
TYPE 3 3 BEDROOMS APT. C 16		TYPE 2 2 BEDROOMS APT. C 15		TYPE 2 2 BEDROOMS APT. C 14		TYPE 2 2 BEDROOMS APT. C 13		TYPE 2 2 BEDROOMS APT. C 12	
TYPE 1 3 BEDROOMS APT. C 06		TYPE 2 2 BEDROOMS APT. C 05		TYPE 2 2 BEDROOMS APT. C 04		TYPE 2 2 BEDROOMS APT. C 03		TYPE 2 2 BEDROOMS APT. C 02	
								TYPE 1 3 BEDROOMS APT. C 01	
BASEMENT / PARKING									

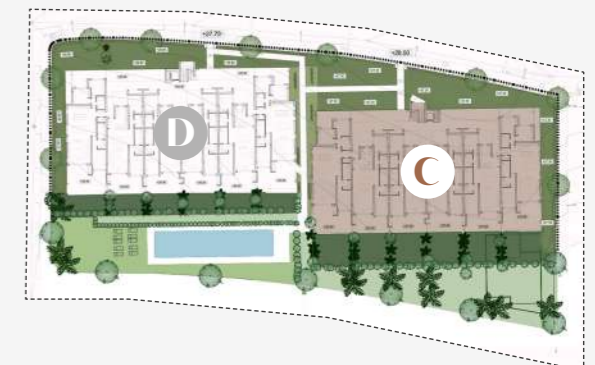
BLOCK C

APARTMENT AREA

Hall	6,01 m ²
Living room	43,42 m ²
Kitchen	12,08 m ²
Bedroom 1	14,17 m ²
Bathroom 1	6,22 m ²
Dressing room	3,79 m ²
Bedroom 2	11,76 m ²
Bathroom 2	5,10 m ²

Useful surface	102,55 m ²
Terrace	36,48 m ²
Built surface	118,38 m ²

2 PARKING SPACES &
1 STORAGE ROOM INCLUDED





ROYAL PARK
— RESIDENCE —

Block C

FIRST FLOOR

TYPE 2

2 BEDROOM APARTMENT

2 BEDROOM APARTMENT
FIRST FLOOR

APT. C 13



SOLARIUM		SOLARIUM		SOLARIUM		SOLARIUM		SOLARIUM	
TYPE 4 3 BEDROOMS APT. C 24		TYPE 5 3 BEDROOMS APT. C 23		TYPE 5 3 BEDROOMS APT. C 22		TYPE 6 4 BEDROOM APT. C 21		SOLARIUM	
TYPE 3 3 BEDROOMS APT. C 16		TYPE 2 2 BEDROOMS APT. C 15		TYPE 2 2 BEDROOMS APT. C 14		TYPE 2 2 BEDROOMS APT. C 13		TYPE 2 2 BEDROOMS APT. C 12	
TYPE 1 3 BEDROOMS APT. C 06		TYPE 2 2 BEDROOMS APT. C 05		TYPE 2 2 BEDROOMS APT. C 04		TYPE 2 2 BEDROOMS APT. C 03		TYPE 2 2 BEDROOMS APT. C 02	
								TYPE 1 3 BEDROOMS APT. C 01	
BASEMENT / PARKING									

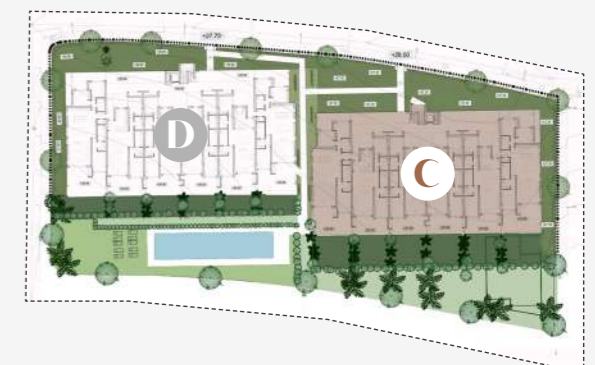
BLOCK C

APARTMENT AREA

Hall	6,01 m ²
Living room	43,42 m ²
Kitchen	12,08 m ²
Bedroom 1	14,17 m ²
Bathroom 1	6,22 m ²
Dressing room	3,79 m ²
Bedroom 2	11,76 m ²
Bathroom 2	5,10 m ²

Useful surface	102,55 m ²
Terrace	36,48 m ²
Built surface	118,38 m ²

2 PARKING SPACES &
1 STORAGE ROOM INCLUDED



Block C

FIRST FLOOR

TYPE 2

2 BEDROOM APARTMENT



ROYAL PARK — RESIDENCE —

2 BEDROOM APARTMENT FIRST FLOOR

APT. C 12

SOLARIUM		SOLARIUM		SOLARIUM		SOLARIUM		SOLARIUM	
TYPE 4 3 BEDROOMS APT. C 24		TYPE 5 3 BEDROOMS APT. C 23		TYPE 5 3 BEDROOMS APT. C 22		TYPE 6 4 BEDROOM APT. C 21		SOLARIUM	
TYPE 3 3 BEDROOMS APT. C 16		TYPE 2 2 BEDROOMS APT. C 15		TYPE 2 2 BEDROOMS APT. C 14		TYPE 2 2 BEDROOMS APT. C 13		TYPE 2 2 BEDROOMS APT. C 12	
TYPE 1 3 BEDROOMS APT. C 06		TYPE 2 2 BEDROOMS APT. C 05		TYPE 2 2 BEDROOMS APT. C 04		TYPE 2 2 BEDROOMS APT. C 03		TYPE 2 2 BEDROOMS APT. C 02	
								TYPE 1 3 BEDROOMS APT. C 01	

BASEMENT / PARKING

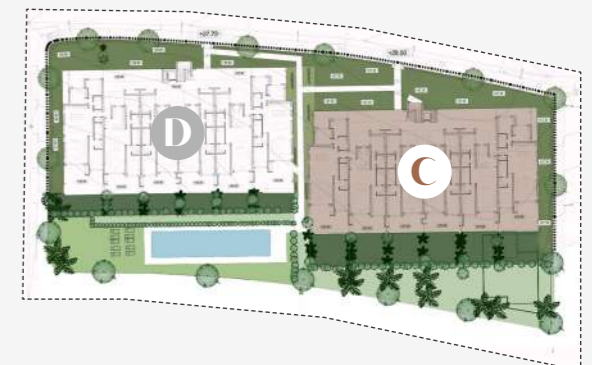
BLOCK C

APARTMENT AREA

Hall	6,01 m ²
Living room	43,42 m ²
Kitchen	12,08 m ²
Bedroom 1	14,17 m ²
Bathroom 1	6,22 m ²
Dressing room	3,79 m ²
Bedroom 2	11,76 m ²
Bathroom 2	5,10 m ²

Useful surface	102,55 m ²
Terrace	35,49 m ²
Built surface	118,49 m ²

2 PARKING SPACES & 1 STORAGE ROOM INCLUDED



Block C

FIRST FLOOR

TYPE 3

3 BEDROOM PENTHOUSE



ROYAL PARK — RESIDENCE —

3 BEDROOM PENTHOUSE FIRST FLOOR

APT. C 11

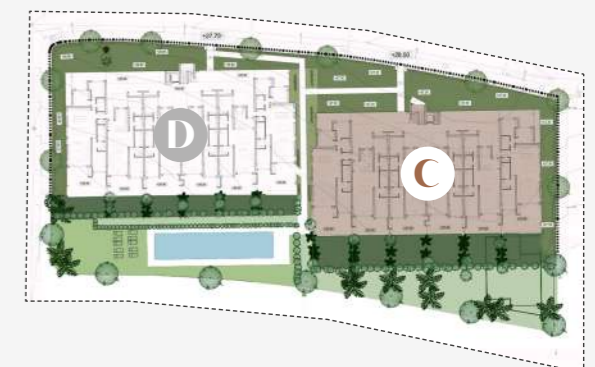
	SOLARIUM		SOLARIUM		SOLARIUM		SOLARIUM	
	TYPE 4 3 BEDROOMS APT. C 24		TYPE 5 3 BEDROOMS APT. C 23		TYPE 5 3 BEDROOMS APT. C 22		TYPE 6 4 BEDROOM APT. C 21	
TYPE 3 3 BEDROOMS APT. C 16	TYPE 2 2 BEDROOMS APT. C 15		TYPE 2 2 BEDROOMS APT. C 14		TYPE 2 2 BEDROOMS APT. C 13		TYPE 2 2 BEDROOMS APT. C 12	TYPE 3 3 BEDROOMS APT. C 11
TYPE 1 3 BEDROOMS APT. C 06	TYPE 2 2 BEDROOMS APT. C 05		TYPE 2 2 BEDROOMS APT. C 04		TYPE 2 2 BEDROOMS APT. C 03		TYPE 2 2 BEDROOMS APT. C 02	TYPE 1 3 BEDROOMS APT. C 01
BASEMENT / PARKING								

BLOCK C

APARTMENT AREA

Hall	6,00 m ²
Living room	49,49 m ²
Kitchen	15,95 m ²
Toilet	1,83 m ²
Bedroom 1	14,86 m ²
Bathroom 1	6,22 m ²
Dressing room	3,79 m ²
Bedroom 2	11,77 m ²
Bathroom 2	5,10 m ²
Bedroom 3	13,36 m ²
Staircase	9,27 m ²
<hr/>	
Useful surface	128,37 m ²
Terrace	59,02 m ²
Solarium	79,82 m ²
Built surface	151,15 m ²

**2 PARKING SPACES &
1 STORAGE ROOM INCLUDED**





ROYAL PARK
— RESIDENCE —

Block C
SECOND FLOOR
TYPE 4
3 BEDROOM PENTHOUSE

MAIN FLOOR

SOLARIUM



3 BEDROOM PENTHOUSE
SECOND FLOOR
APT. C 24

SOLARIUM	SOLARIUM	SOLARIUM	SOLARIUM	SOLARIUM	SOLARIUM
TYPE 3 3 BEDROOMS APT. C 16	TYPE 4 3 BEDROOMS APT. C 24	TYPE 5 3 BEDROOMS APT. C 23	TYPE 5 3 BEDROOMS APT. C 22	TYPE 4 4 BEDROOM APT. C 21	SOLARIUM
TYPE 1 3 BEDROOMS APT. C 06	TYPE 2 2 BEDROOMS APT. C 05	TYPE 2 2 BEDROOMS APT. C 04	TYPE 2 2 BEDROOMS APT. C 03	TYPE 2 2 BEDROOMS APT. C 02	TYPE 3 3 BEDROOMS APT. C 01

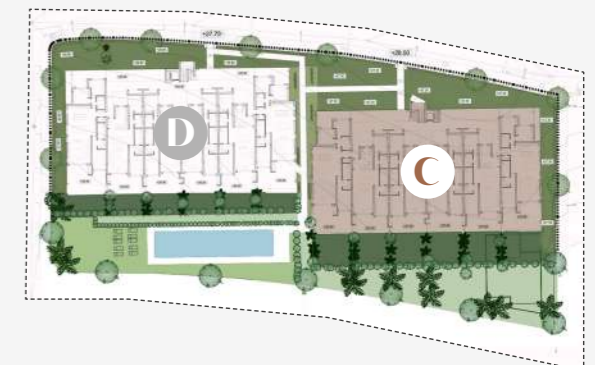
BASEMENT / PARKING

BLOCK C

APARTMENT AREA

Hall	8,88 m ²
Living room	36,37 m ²
Kitchen	14,86 m ²
Bedroom 1	16,34 m ²
Bathroom 1	6,40 m ²
Dressing room	5,99 m ²
Bedroom 2	14,13 m ²
Bathroom 2	5,10 m ²
Bedroom 3	11,96 m ²
Bathroom 3	4,37 m ²
Staircase	9,27 m ²
<hr/>	
Useful surface	124,40 m ²
Terrace	68,41 m ²
Solarium	134,00 m ²
Built surface	150,78 m ²

**2 PARKING SPACES &
1 STORAGE ROOM INCLUDED**

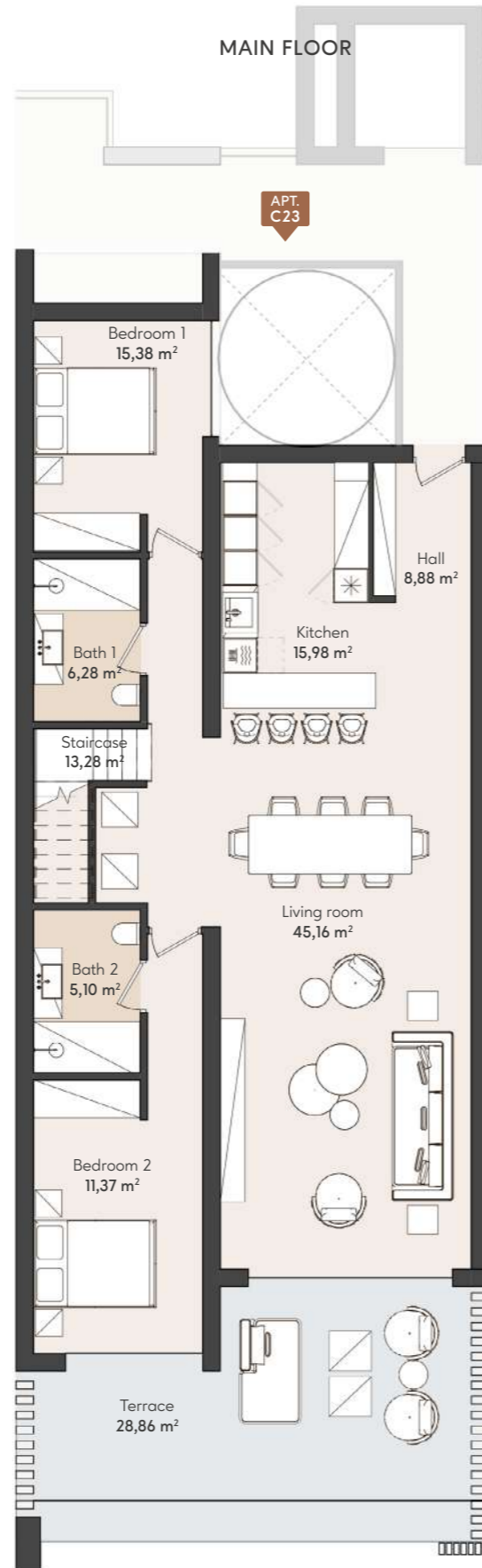


Block C

SECOND FLOOR

TYPE 5

3 BEDROOM PENTHOUSE



ROYAL PARK — RESIDENCE —

3 BEDROOM PENTHOUSE SECOND FLOOR

APT. C 23

	SOLARIUM		SOLARIUM	SOLARIUM		SOLARIUM	
	TYPE 4 3 BEDROOMS APT. C 24	TYPE 5 3 BEDROOMS APT. C 23	TYPE 5 3 BEDROOMS APT. C 22	TYPE 4 4 BEDROOM APT. C 21			
TYPE 3 3 BEDROOMS APT. C 16	TYPE 2 2 BEDROOMS APT. C 15	TYPE 2 2 BEDROOMS APT. C 14	TYPE 2 2 BEDROOMS APT. C 13	TYPE 2 2 BEDROOMS APT. C 12	TYPE 3 3 BEDROOMS APT. C 11		
TYPE 1 3 BEDROOMS APT. C 06	TYPE 2 2 BEDROOMS APT. C 05	TYPE 2 2 BEDROOMS APT. C 04	TYPE 2 2 BEDROOMS APT. C 03	TYPE 2 2 BEDROOMS APT. C 02	TYPE 1 3 BEDROOMS APT. C 01		
BASEMENT / PARKING							

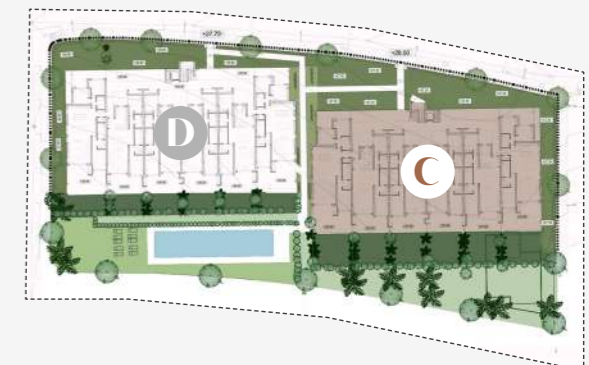
BLOCK C

APARTMENT AREA

Hall	8,88 m ²
Living room	45,16 m ²
Kitchen	15,98 m ²
Bedroom 1	15,38 m ²
Bathroom 1	6,28 m ²
Bedroom 2	11,37 m ²
Bathroom 2	5,10 m ²
Bedroom 3	15,38 m ²
Bathroom 3	6,28 m ²
Staircase	13,28 m ²

Useful surface	136,44 m ²
Terrace	28,86 m ²
Solarium	78,29 m ²
Built surface	166,30 m ²

2 PARKING SPACES & 1 STORAGE ROOM INCLUDED

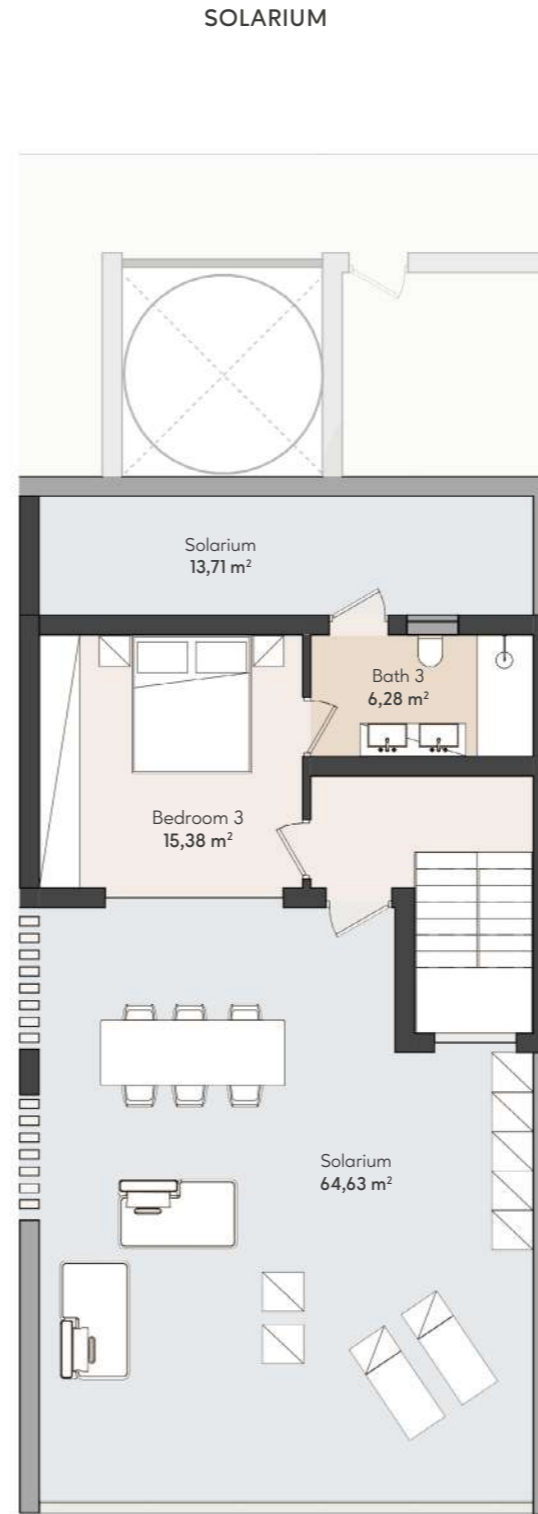
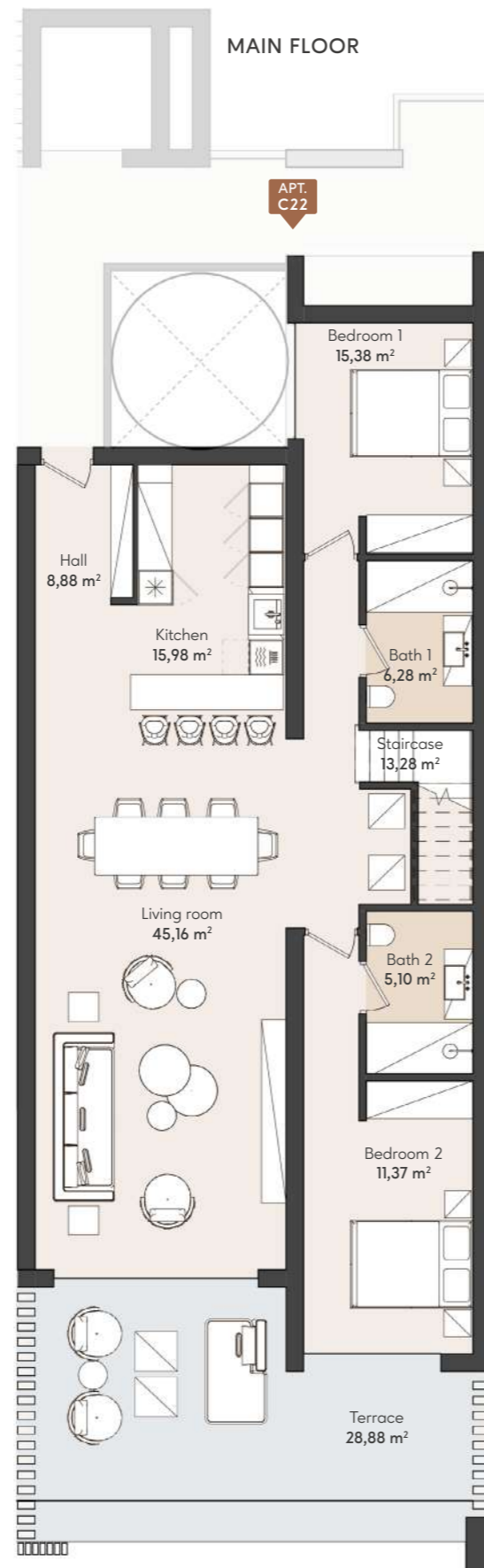


Block C

SECOND FLOOR

TYPE 5

3 BEDROOM PENTHOUSE



ROYAL PARK — RESIDENCE —

3 BEDROOM PENTHOUSE SECOND FLOOR

APT. C 22

SOLARIUM	SOLARIUM	SOLARIUM	SOLARIUM	SOLARIUM	SOLARIUM
TYPE 4 3 BEDROOMS APT. C 24	TYPE 5 3 BEDROOMS APT. C 23	TYPE 5 3 BEDROOMS APT. C 22	TYPE 4 4 BEDROOM APT. C 21	TYPE 4 4 BEDROOM APT. C 21	SOLARIUM
TYPE 3 3 BEDROOMS APT. C 16	TYPE 2 2 BEDROOMS APT. C 15	TYPE 2 2 BEDROOMS APT. C 14	TYPE 2 2 BEDROOMS APT. C 13	TYPE 2 2 BEDROOMS APT. C 12	TYPE 3 3 BEDROOMS APT. C 11
TYPE 1 3 BEDROOMS APT. C 06	TYPE 2 2 BEDROOMS APT. C 05	TYPE 2 2 BEDROOMS APT. C 04	TYPE 2 2 BEDROOMS APT. C 03	TYPE 2 2 BEDROOMS APT. C 02	TYPE 1 3 BEDROOMS APT. C 01
BASEMENT / PARKING					

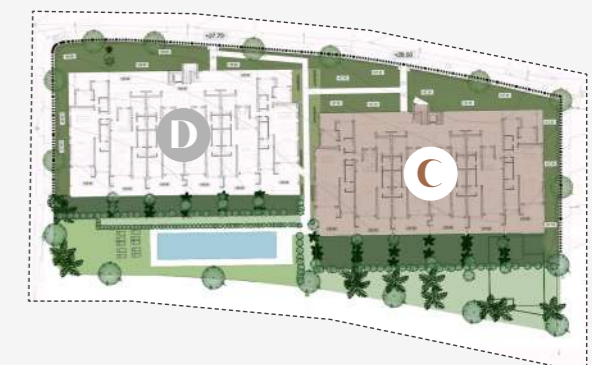
BLOCK C

APARTMENT AREA

Hall	8,88 m ²
Living room	45,16 m ²
Kitchen	15,98 m ²
Bedroom 1	15,38 m ²
Bathroom 1	6,28 m ²
Bedroom 2	11,37 m ²
Bathroom 2	5,10 m ²
Bedroom 3	15,38 m ²
Bathroom 3	6,28 m ²
Staircase	13,28 m ²

Useful surface	136,44 m ²
Terrace	28,88 m ²
Solarium	78,34 m ²
Built surface	165,06 m ²

2 PARKING SPACES & 1 STORAGE ROOM INCLUDED

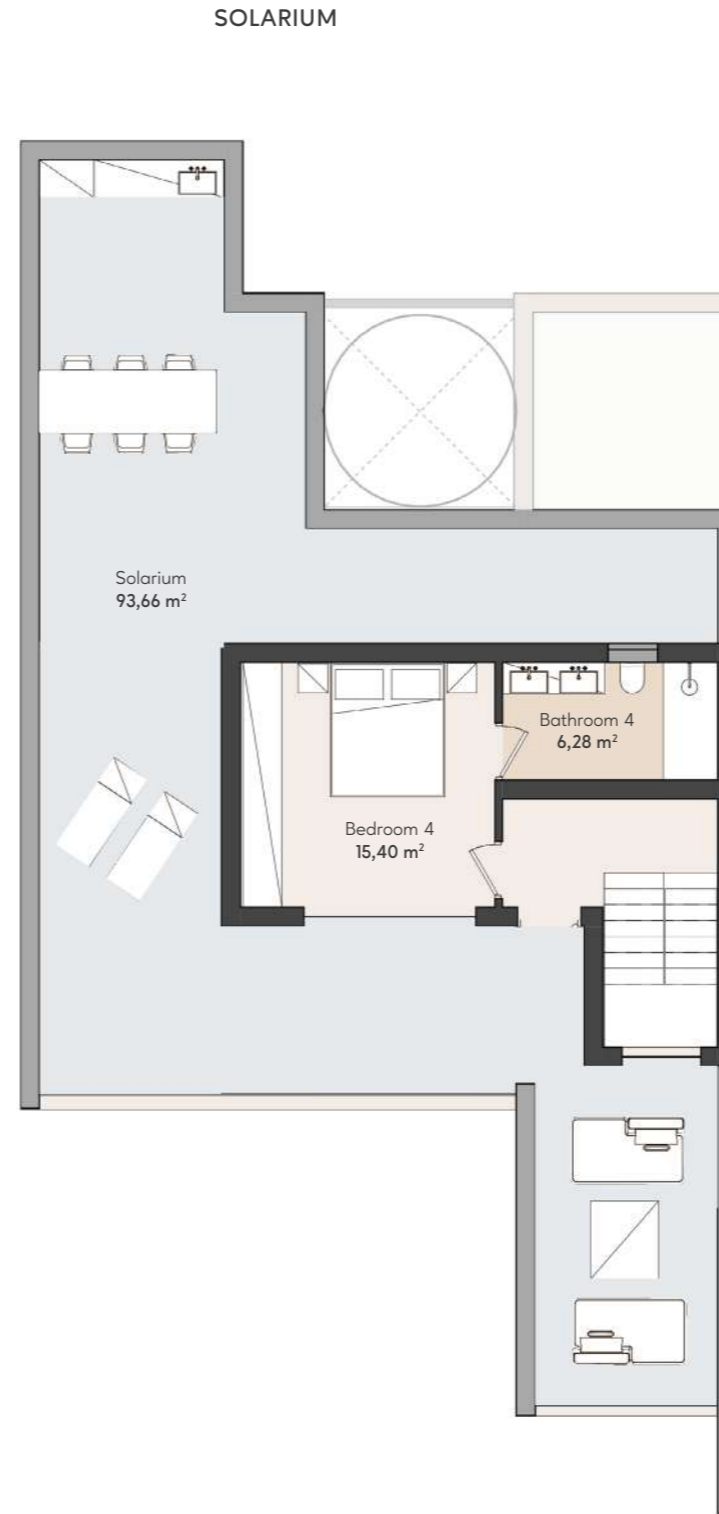
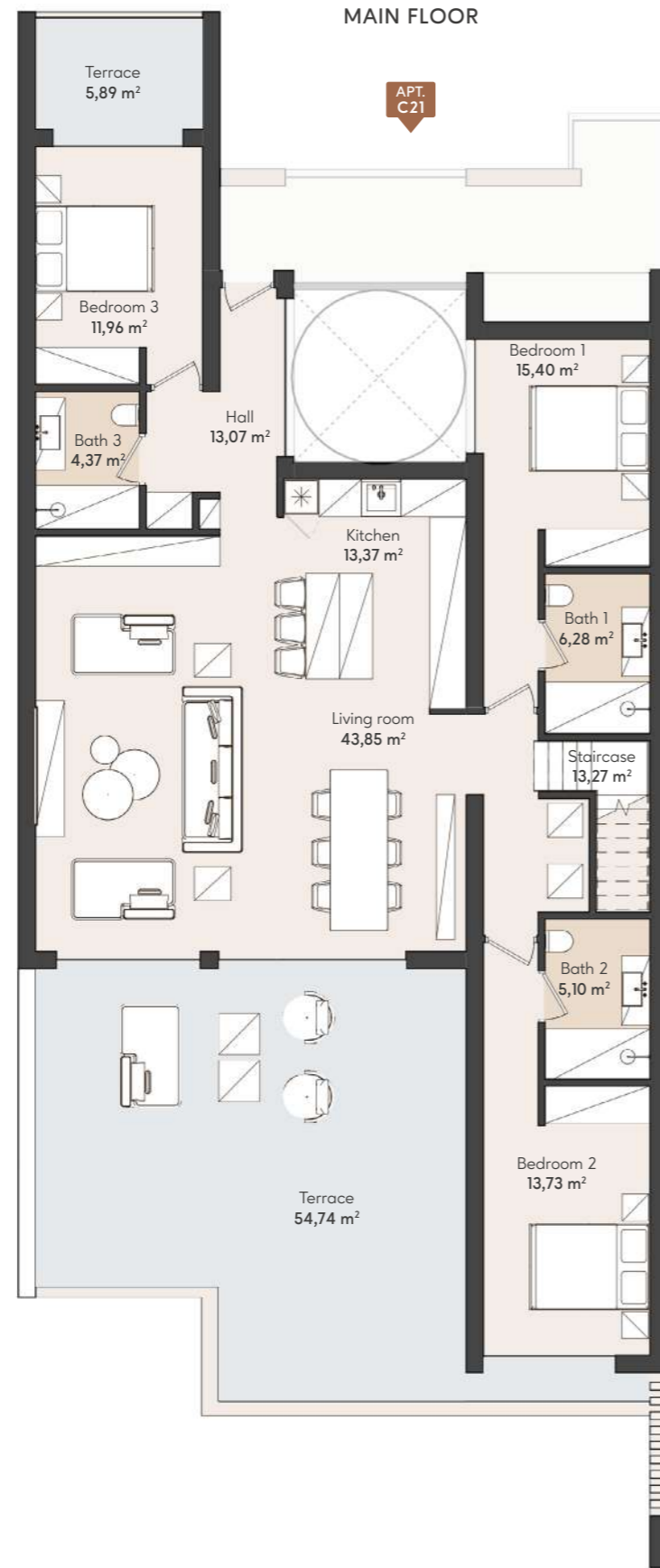


Block C

SECOND FLOOR

TYPE 6

4 BEDROOM PENTHOUSE



ROYAL PARK — RESIDENCE —

4 BEDROOM PENTHOUSE SECOND FLOOR

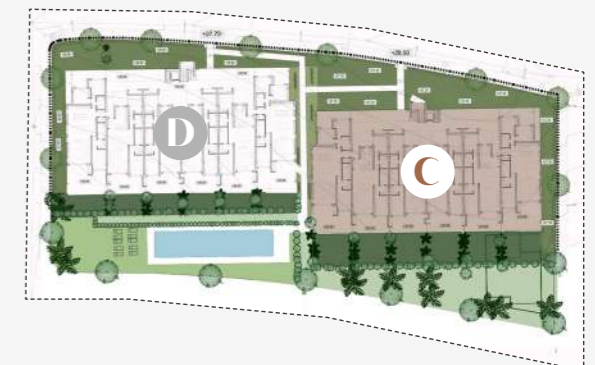
APT. C 21

	SOLARIUM		SOLARIUM	SOLARIUM		SOLARIUM	
	TYPE 4 3 BEDROOMS APT. C 24		TYPE 5 3 BEDROOMS APT. C 23		TYPE 5 3 BEDROOMS APT. C 22		TYPE 6 4 BEDROOM APT. C 21
TYPE 3 3 BEDROOMS APT. C 16	TYPE 2 2 BEDROOMS APT. C 15		TYPE 2 2 BEDROOMS APT. C 14		TYPE 2 2 BEDROOMS APT. C 13		TYPE 2 2 BEDROOMS APT. C 12
TYPE 1 3 BEDROOMS APT. C 06	TYPE 2 2 BEDROOMS APT. C 05		TYPE 2 2 BEDROOMS APT. C 04		TYPE 2 2 BEDROOMS APT. C 03		TYPE 2 2 BEDROOMS APT. C 02
							TYPE 3 3 BEDROOMS APT. C 01
BASEMENT / PARKING							

APARTMENT AREA

Hall	13,07 m ²
Living room	43,85 m ²
Kitchen	13,37 m ²
Bedroom 1	15,40 m ²
Bathroom 1	6,28 m ²
Bedroom 2	13,73 m ²
Bathroom 2	5,10 m ²
Bedroom 3	11,96 m ²
Bathroom 3	4,37 m ²
Bedroom 4	15,40 m ²
Bathroom 4	6,28 m ²
Staircase	13,27 m ²
<hr/>	
Useful surface	157,60 m ²
Terrace	60,63 m ²
Solarium	93,66 m ²
Built surface	195,02 m ²

2 PARKING SPACES & 1 STORAGE ROOM INCLUDED



Block D

GROUND FLOOR

TYPE 1

3 BEDROOM APARTMENT
GARDEN



ROYAL PARK — RESIDENCE —

3 BEDROOM APARTMENT GROUND FLOOR

APT. D06

SOLARIUM		SOLARIUM		SOLARIUM		SOLARIUM		SOLARIUM	
TYPE 6 4 BEDROOMS APT. D 24		TYPE 5 3 BEDROOMS APT. D 23		TYPE 6 3 BEDROOMS APT. D 22		TYPE 4 3 BEDROOMS APT. D 21		SOLARIUM	
TYPE 3 3 BEDROOMS APT. D 16		TYPE 2 2 BEDROOMS APT. D 15		TYPE 2 2 BEDROOMS APT. D 14		TYPE 2 2 BEDROOMS APT. D 13		TYPE 2 2 BEDROOMS APT. D 12	
TYPE 1 3 BEDROOMS APT. D 06		TYPE 2 2 BEDROOMS APT. D 05		TYPE 2 2 BEDROOMS APT. D 04		TYPE 2 2 BEDROOMS APT. D 03		TYPE 2 2 BEDROOMS APT. D 02	
								TYPE 3 3 BEDROOMS APT. D 01	
BASEMENT / PARKING									

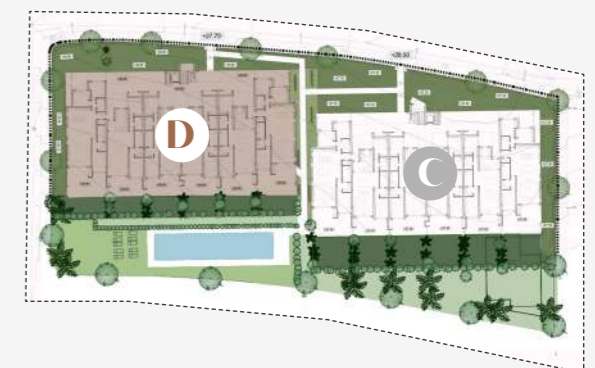
BLOCK D

APARTMENT AREA

Hall	4,67 m ²
Living room	49,55 m ²
Kitchen	15,94 m ²
Bedroom 1	14,89 m ²
Bathroom 1	6,22 m ²
Dressing room	3,79 m ²
Toilet	1,83 m ²
Bedroom 2	11,05 m ²
Bathroom 2	5,12 m ²
Bedroom 3	12,23 m ²

Useful surface	125,29 m ²
Terrace	66,72 m ²
Built surface	146,13 m ²

2 PARKING SPACES &
1 STORAGE ROOM INCLUDED





ROYAL PARK
— RESIDENCE —

Block D

GROUND FLOOR

TYPE 2

2 BEDROOM APARTMENT
GARDEN



2 BEDROOM APARTMENT
GROUND FLOOR

APT. D05

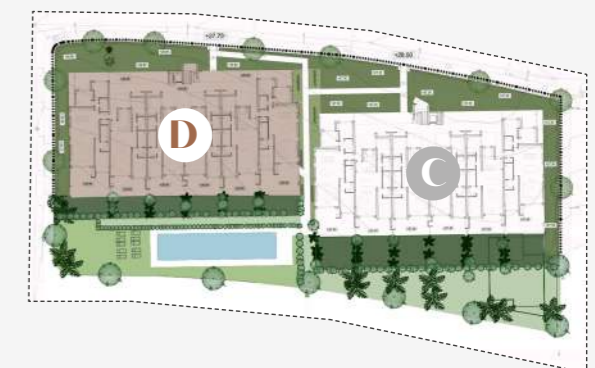
SOLARIUM		SOLARIUM		SOLARIUM		SOLARIUM		SOLARIUM	
TYPE 6 4 BEDROOMS APT. D 24		TYPE 5 3 BEDROOMS APT. D 23		TYPE 6 3 BEDROOMS APT. D 22		TYPE 4 3 BEDROOMS APT. D 21		SOLARIUM	
TYPE 3 3 BEDROOMS APT. D 16		TYPE 2 2 BEDROOMS APT. D 15		TYPE 2 2 BEDROOMS APT. D 14		TYPE 2 2 BEDROOMS APT. D 13		TYPE 2 2 BEDROOMS APT. D 12	
TYPE 1 3 BEDROOMS APT. D 06		TYPE 2 2 BEDROOMS APT. D 05		TYPE 2 2 BEDROOMS APT. D 04		TYPE 2 2 BEDROOMS APT. D 03		TYPE 2 2 BEDROOMS APT. D 02	
								TYPE 3 3 BEDROOMS APT. D 01	
BASEMENT / PARKING									

BLOCK D

APARTMENT AREA

Hall	6,01 m ²
Living room	43,42 m ²
Kitchen	12,08 m ²
Bedroom 1	14,17 m ²
Bathroom 1	6,22 m ²
Dressing room	3,79 m ²
Bedroom 2	11,76 m ²
Bathroom 2	5,10 m ²
<hr/>	
Useful surface	102,55 m ²
Terrace	31,25 m ²
Built surface	118,50 m ²

2 PARKING SPACES &
1 STORAGE ROOM INCLUDED



1 m 5 m



Block D

GROUND FLOOR

TYPE 2

2 BEDROOM APARTMENT
GARDEN



2 BEDROOM APARTMENT GROUND FLOOR

APT. D04

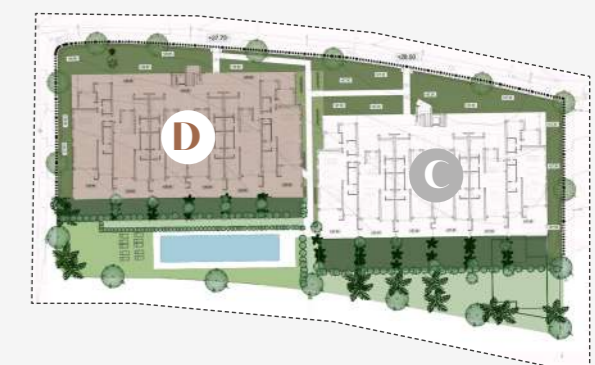
SOLARIUM		SOLARIUM		SOLARIUM		SOLARIUM		SOLARIUM	
TYPE 6 4 BEDROOMS APT. D 24		TYPE 5 3 BEDROOMS APT. D 23		TYPE 6 3 BEDROOMS APT. D 22		TYPE 4 3 BEDROOMS APT. D 21		SOLARIUM	
TYPE 3 3 BEDROOMS APT. D 16		TYPE 2 2 BEDROOMS APT. D 15		TYPE 2 2 BEDROOMS APT. D 14		TYPE 2 2 BEDROOMS APT. D 13		TYPE 2 2 BEDROOMS APT. D 12	
TYPE 1 3 BEDROOMS APT. D 06		TYPE 2 2 BEDROOMS APT. D 05		TYPE 2 2 BEDROOMS APT. D 04		TYPE 2 2 BEDROOMS APT. D 03		TYPE 2 2 BEDROOMS APT. D 02	
								TYPE 3 3 BEDROOMS APT. D 01	
BASEMENT / PARKING									

BLOCK D

APARTMENT AREA

Hall	6,01 m ²
Living room	43,42 m ²
Kitchen	12,08 m ²
Bedroom 1	14,17 m ²
Bathroom 1	6,22 m ²
Dressing room	3,79 m ²
Bedroom 2	11,76 m ²
Bathroom 2	5,10 m ²
<hr/>	
Useful surface	102,55 m ²
Terrace	32,51 m ²
Built surface	118,39 m ²

2 PARKING SPACES &
1 STORAGE ROOM INCLUDED





ROYAL PARK
— RESIDENCE —

Block D

GROUND FLOOR

TYPE 2

2 BEDROOM APARTMENT
GARDEN



2 BEDROOM APARTMENT
GROUND FLOOR

APT. D03

SOLARIUM		SOLARIUM		SOLARIUM		SOLARIUM		SOLARIUM	
TYPE 6 4 BEDROOMS APT. D 24		TYPE 5 3 BEDROOMS APT. D 23		TYPE 6 3 BEDROOMS APT. D 22		TYPE 4 3 BEDROOMS APT. D 21		SOLARIUM	
TYPE 3 3 BEDROOMS APT. D 16		TYPE 2 2 BEDROOMS APT. D 15		TYPE 2 2 BEDROOMS APT. D 14		TYPE 2 2 BEDROOMS APT. D 13		TYPE 2 2 BEDROOMS APT. D 12	
TYPE 1 3 BEDROOMS APT. D 06		TYPE 2 2 BEDROOMS APT. D 05		TYPE 2 2 BEDROOMS APT. D 04		TYPE 2 2 BEDROOMS APT. D 03		TYPE 2 2 BEDROOMS APT. D 02	
								TYPE 3 3 BEDROOMS APT. D 01	
BASEMENT / PARKING									

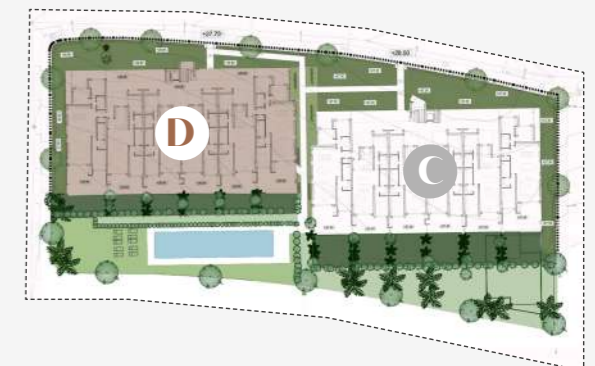
BLOCK D

APARTMENT AREA

Hall	6,01 m ²
Living room	43,42 m ²
Kitchen	12,08 m ²
Bedroom 1	14,17 m ²
Bathroom 1	6,22 m ²
Dressing room	3,79 m ²
Bedroom 2	11,76 m ²
Bathroom 2	5,10 m ²

Useful surface	102,55 m ²
Terrace	32,51 m ²
Built surface	118,39 m ²

2 PARKING SPACES &
1 STORAGE ROOM INCLUDED



Block D

GROUND FLOOR

TYPE 2

2 BEDROOM APARTMENT
GARDEN



ROYAL PARK — RESIDENCE —

2 BEDROOM APARTMENT GROUND FLOOR

APT. D02

SOLARIUM		SOLARIUM		SOLARIUM		SOLARIUM		SOLARIUM	
TYPE 6 4 BEDROOMS APT. D 24		TYPE 5 3 BEDROOMS APT. D 23		TYPE 6 3 BEDROOMS APT. D 22		TYPE 4 3 BEDROOMS APT. D 21		SOLARIUM	
TYPE 3 3 BEDROOMS APT. D 16		TYPE 2 2 BEDROOMS APT. D 15		TYPE 2 2 BEDROOMS APT. D 14		TYPE 2 2 BEDROOMS APT. D 13		TYPE 2 2 BEDROOMS APT. D 12	
TYPE 1 3 BEDROOMS APT. D 06		TYPE 2 2 BEDROOMS APT. D 05		TYPE 2 2 BEDROOMS APT. D 04		TYPE 2 2 BEDROOMS APT. D 03		TYPE 2 2 BEDROOMS APT. D 02	
SOLARIUM		SOLARIUM		SOLARIUM		SOLARIUM		SOLARIUM	
TYPE 3 3 BEDROOMS APT. D 11		TYPE 2 2 BEDROOMS APT. D 10		TYPE 2 2 BEDROOMS APT. D 09		TYPE 2 2 BEDROOMS APT. D 08		TYPE 3 3 BEDROOMS APT. D 01	

BASEMENT / PARKING

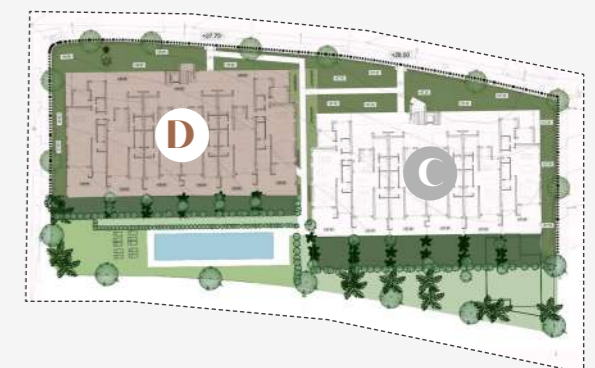
BLOCK D

APARTMENT AREA

Hall	6,01 m ²
Living room	43,42 m ²
Kitchen	12,08 m ²
Bedroom 1	14,17 m ²
Bathroom 1	6,22 m ²
Dressing room	3,79 m ²
Bedroom 2	11,76 m ²
Bathroom 2	5,10 m ²

Useful surface	102,55 m ²
Terrace	31,24 m ²
Built surface	118,50 m ²

2 PARKING SPACES &
1 STORAGE ROOM INCLUDED



Block D

GROUND FLOOR

TYPE 1

3 BEDROOM APARTMENT
GARDEN



ROYAL PARK — RESIDENCE —

3 BEDROOM APARTMENT GROUND FLOOR

APT. D01

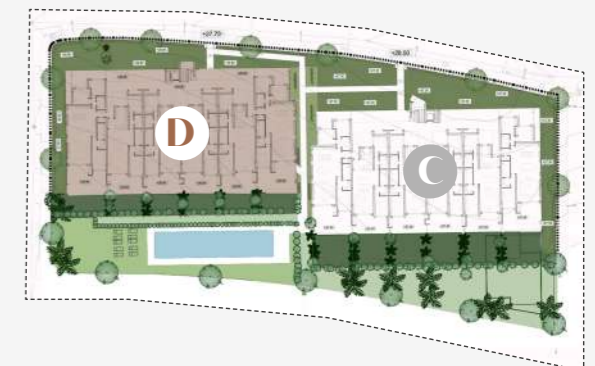
SOLARIUM		SOLARIUM		SOLARIUM		SOLARIUM	
TYPE 3 3 BEDROOMS APT. D 16	TYPE 2 2 BEDROOMS APT. D 15	TYPE 5 3 BEDROOMS APT. D 23	TYPE 6 3 BEDROOMS APT. D 22	TYPE 4 3 BEDROOMS APT. D 21	TYPE 2 2 BEDROOMS APT. D 12	TYPE 3 3 BEDROOMS APT. D 11	SOLARIUM
TYPE 1 3 BEDROOMS APT. D 06	TYPE 2 2 BEDROOMS APT. D 05	TYPE 2 2 BEDROOMS APT. D 04	TYPE 2 2 BEDROOMS APT. D 03	TYPE 2 2 BEDROOMS APT. D 02	TYPE 1 3 BEDROOMS APT. D 01	BASEMENT / PARKING	

BLOCK D

APARTMENT AREA

Hall	4,67 m ²
Living room	49,55 m ²
Kitchen	15,94 m ²
Bedroom 1	14,89 m ²
Bathroom 1	6,22 m ²
Dressing room	3,79 m ²
Toilet	1,83 m ²
Bedroom 2	11,05 m ²
Bathroom 2	5,12 m ²
Bedroom 3	12,23 m ²
<hr/>	
Useful surface	125,29 m ²
Terrace	74,61 m ²
Built surface	146,13 m ²

**2 PARKING SPACES &
1 STORAGE ROOM INCLUDED**



Block D

FIRST FLOOR

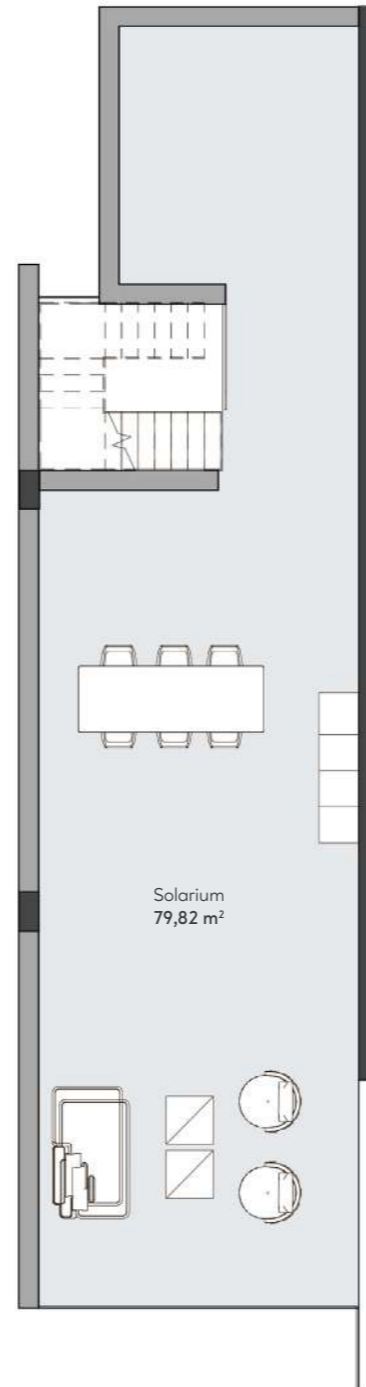
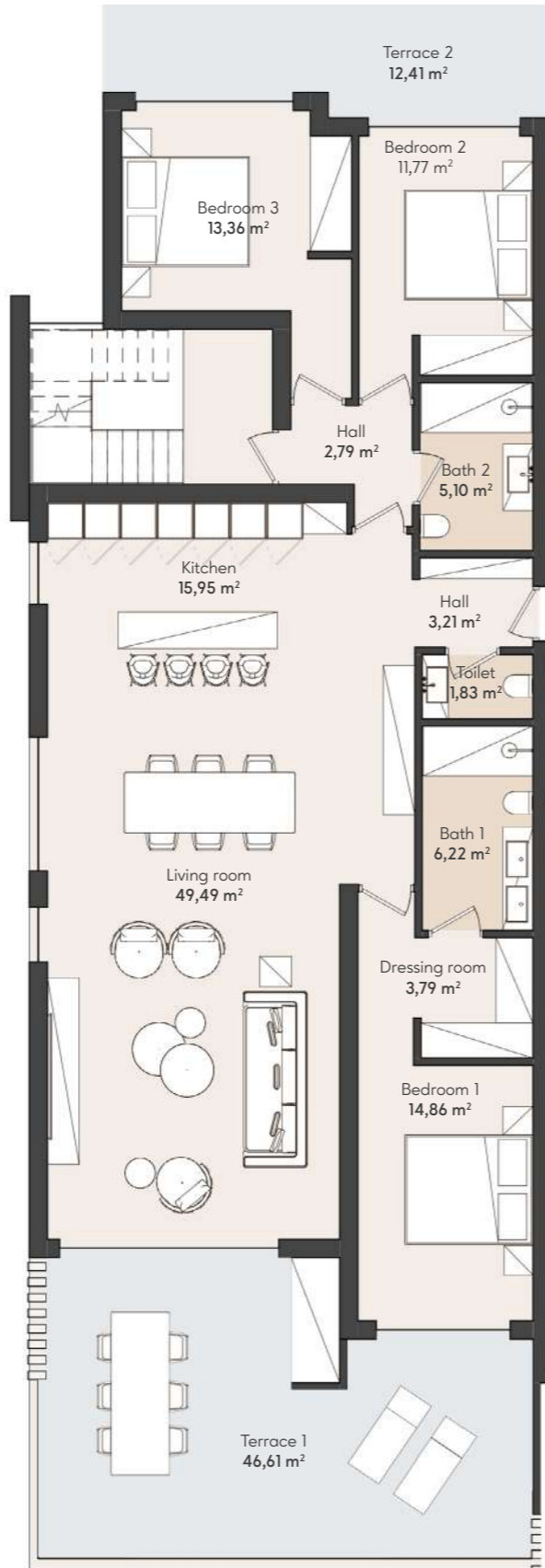
TYPE 3

3 BEDROOM PENTHOUSE

MAIN FLOOR

APT. D16

SOLARIUM



3 BEDROOM PENTHOUSE FIRST FLOOR

APT. D16

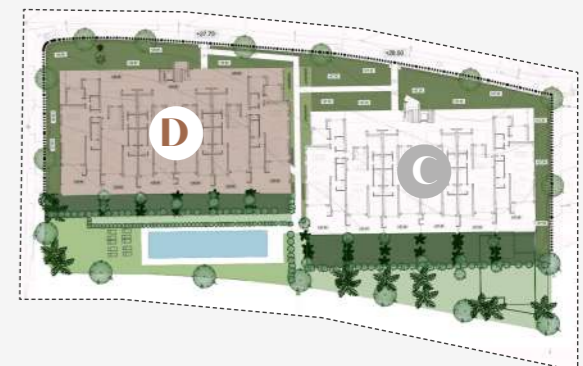
SOLARIUM	TYPE 4 4 BEDROOMS APT. D 24	SOLARIUM	TYPE 5 3 BEDROOMS APT. D 23	SOLARIUM	TYPE 6 3 BEDROOMS APT. D 22	SOLARIUM	TYPE 4 3 BEDROOMS APT. D 21	SOLARIUM
TYPE 3 3 BEDROOMS APT. D 16	TYPE 2 2 BEDROOMS APT. D 15	TYPE 2 2 BEDROOMS APT. D 14	TYPE 2 2 BEDROOMS APT. D 13	TYPE 2 2 BEDROOMS APT. D 12	TYPE 2 2 BEDROOMS APT. D 11	TYPE 3 3 BEDROOMS APT. D 06	TYPE 2 2 BEDROOMS APT. D 05	TYPE 2 2 BEDROOMS APT. D 04
TYPE 1 3 BEDROOMS APT. D 06	TYPE 2 2 BEDROOMS APT. D 05	TYPE 2 2 BEDROOMS APT. D 04	TYPE 2 2 BEDROOMS APT. D 03	TYPE 2 2 BEDROOMS APT. D 02	TYPE 1 3 BEDROOMS APT. D 01	BASEMENT / PARKING		

BLOCK D

APARTMENT AREA

Hall	6,00 m ²
Living room	49,49 m ²
Kitchen	15,95 m ²
Toilet	1,83 m ²
Bedroom 1	14,86 m ²
Bathroom 1	6,22 m ²
Dressing room	3,79 m ²
Bedroom 2	11,77 m ²
Bathroom 2	5,10 m ²
Bedroom 3	13,36 m ²
Staircase	9,27 m ²
<hr/>	
Useful surface	128,37 m ²
Terrace	59,02 m ²
Solarium	79,82 m ²
Built surface	151,15 m ²

2 PARKING SPACES & 1 STORAGE ROOM INCLUDED



Block D

FIRST FLOOR

TYPE 2

2 BEDROOM APARTMENT



ROYAL PARK — RESIDENCE —

2 BEDROOM APARTMENT FIRST FLOOR

APT. D15

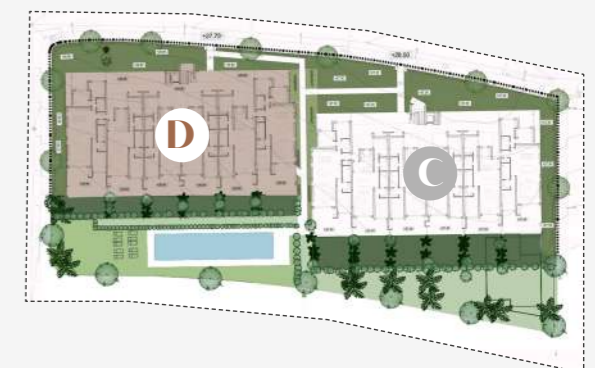
SOLARIUM		SOLARIUM		SOLARIUM		SOLARIUM		SOLARIUM	
TYPE 6 4 BEDROOMS APT. D 24		TYPE 5 3 BEDROOMS APT. D 23		TYPE 6 3 BEDROOMS APT. D 22		TYPE 4 3 BEDROOMS APT. D 21		SOLARIUM	
TYPE 3 3 BEDROOMS APT. D 16		TYPE 2 2 BEDROOMS APT. D 15		TYPE 2 2 BEDROOMS APT. D 14		TYPE 2 2 BEDROOMS APT. D 13		TYPE 2 2 BEDROOMS APT. D 12	
TYPE 1 3 BEDROOMS APT. D 06		TYPE 2 2 BEDROOMS APT. D 05		TYPE 2 2 BEDROOMS APT. D 04		TYPE 2 2 BEDROOMS APT. D 03		TYPE 2 2 BEDROOMS APT. D 02	
								TYPE 3 3 BEDROOMS APT. D 01	
BASEMENT / PARKING									

BLOCK D

APARTMENT AREA

Hall	6,01 m ²
Living room	43,42 m ²
Kitchen	12,08 m ²
Bedroom 1	14,17 m ²
Bathroom 1	6,22 m ²
Dressing room	3,79 m ²
Bedroom 2	11,76 m ²
Bathroom 2	5,10 m ²
<hr/>	
Useful surface	102,55 m ²
Terrace	35,49 m ²
Built surface	118,49 m ²

2 PARKING SPACES & 1 STORAGE ROOM INCLUDED





ROYAL PARK
— RESIDENCE —

Block D

FIRST FLOOR

TYPE 2

2 BEDROOM APARTMENT

2 BEDROOM APARTMENT
FIRST FLOOR

APT. D14



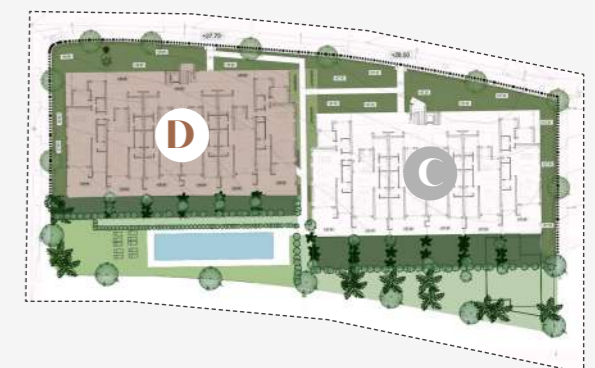
SOLARIUM		SOLARIUM		SOLARIUM		SOLARIUM		SOLARIUM	
TYPE 6 4 BEDROOMS APT. D 24		TYPE 5 3 BEDROOMS APT. D 23		TYPE 6 3 BEDROOMS APT. D 22		TYPE 4 3 BEDROOMS APT. D 21		SOLARIUM	
TYPE 3 3 BEDROOMS APT. D 16		TYPE 2 2 BEDROOMS APT. D 15		TYPE 2 2 BEDROOMS APT. D 14		TYPE 2 2 BEDROOMS APT. D 13		TYPE 2 2 BEDROOMS APT. D 12	
TYPE 1 3 BEDROOMS APT. D 06		TYPE 2 2 BEDROOMS APT. D 05		TYPE 2 2 BEDROOMS APT. D 04		TYPE 2 2 BEDROOMS APT. D 03		TYPE 2 2 BEDROOMS APT. D 02	
								TYPE 3 3 BEDROOMS APT. D 01	
BASEMENT / PARKING									

BLOCK D

APARTMENT AREA

Hall	6,01 m ²
Living room	43,42 m ²
Kitchen	12,08 m ²
Bedroom 1	14,17 m ²
Bathroom 1	6,22 m ²
Dressing room	3,79 m ²
Bedroom 2	11,76 m ²
Bathroom 2	5,10 m ²
<hr/>	
Useful surface	102,55 m ²
Terrace	36,48 m ²
Built surface	118,38 m ²

2 PARKING SPACES &
1 STORAGE ROOM INCLUDED





ROYAL PARK
— RESIDENCE —

Block D

FIRST FLOOR

TYPE 2

2 BEDROOM APARTMENT



2 BEDROOM APARTMENT
FIRST FLOOR

APT. D13

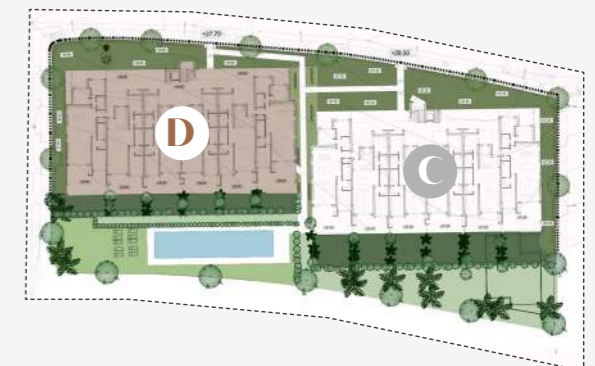
SOLARIUM		SOLARIUM		SOLARIUM		SOLARIUM		SOLARIUM	
TYPE 6 4 BEDROOMS APT. D 24		TYPE 5 3 BEDROOMS APT. D 23		TYPE 6 3 BEDROOMS APT. D 22		TYPE 4 3 BEDROOMS APT. D 21		SOLARIUM	
TYPE 3 3 BEDROOMS APT. D 16		TYPE 2 2 BEDROOMS APT. D 15		TYPE 2 2 BEDROOMS APT. D 14		TYPE 2 2 BEDROOMS APT. D 13		TYPE 2 2 BEDROOMS APT. D 12	
TYPE 1 3 BEDROOMS APT. D 06		TYPE 2 2 BEDROOMS APT. D 05		TYPE 2 2 BEDROOMS APT. D 04		TYPE 2 2 BEDROOMS APT. D 03		TYPE 2 2 BEDROOMS APT. D 02	
BASEMENT / PARKING									

BLOCK D

APARTMENT AREA

Hall	6,01 m ²
Living room	43,42 m ²
Kitchen	12,08 m ²
Bedroom 1	14,17 m ²
Bathroom 1	6,22 m ²
Dressing room	3,79 m ²
Bedroom 2	11,76 m ²
Bathroom 2	5,10 m ²
<hr/>	
Useful surface	102,55 m ²
Terrace	36,48 m ²
Built surface	118,38 m ²

2 PARKING SPACES &
1 STORAGE ROOM INCLUDED



Block D

FIRST FLOOR

TYPE 2

2 BEDROOM APARTMENT



ROYAL PARK — RESIDENCE —

2 BEDROOM APARTMENT FIRST FLOOR

APT. D12

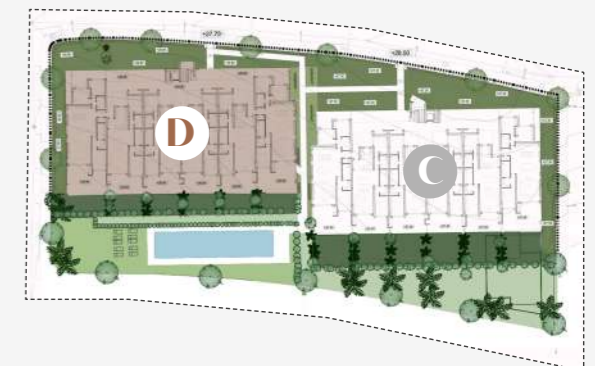
SOLARIUM		SOLARIUM		SOLARIUM		SOLARIUM		SOLARIUM	
TYPE 6 4 BEDROOMS APT. D 24		TYPE 5 3 BEDROOMS APT. D 23		TYPE 6 3 BEDROOMS APT. D 22		TYPE 4 3 BEDROOMS APT. D 21		SOLARIUM	
TYPE 3 3 BEDROOMS APT. D 16		TYPE 2 2 BEDROOMS APT. D 15		TYPE 2 2 BEDROOMS APT. D 14		TYPE 2 2 BEDROOMS APT. D 13		TYPE 2 2 BEDROOMS APT. D 12	
TYPE 1 3 BEDROOMS APT. D 06		TYPE 2 2 BEDROOMS APT. D 05		TYPE 2 2 BEDROOMS APT. D 04		TYPE 2 2 BEDROOMS APT. D 03		TYPE 2 2 BEDROOMS APT. D 02	
								TYPE 3 3 BEDROOMS APT. D 01	
BASEMENT / PARKING									

BLOCK D

APARTMENT AREA

Hall	6,01 m ²
Living room	43,42 m ²
Kitchen	12,08 m ²
Bedroom 1	14,17 m ²
Bathroom 1	6,22 m ²
Dressing room	3,79 m ²
Bedroom 2	11,76 m ²
Bathroom 2	5,10 m ²
<hr/>	
Useful surface	102,55 m ²
Terrace	35,49 m ²
Built surface	118,49 m ²

2 PARKING SPACES & 1 STORAGE ROOM INCLUDED



Block D

FIRST FLOOR

TYPE 3

3 BEDROOM PENTHOUSE



3 BEDROOM PENTHOUSE FIRST FLOOR

APT. D11

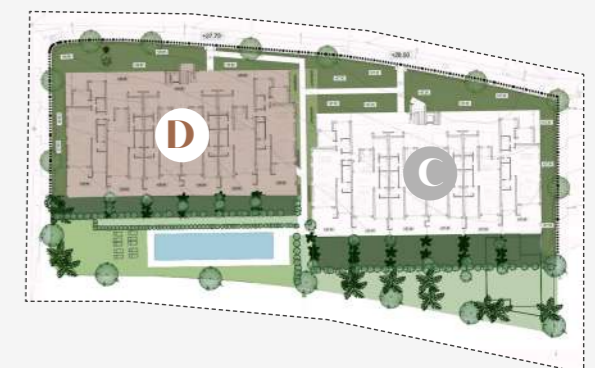
	SOLARIUM		SOLARIUM	SOLARIUM	SOLARIUM	SOLARIUM	
	TYPE 4 4 BEDROOMS APT. D 24		TYPE 5 3 BEDROOMS APT. D 23		TYPE 6 3 BEDROOMS APT. D 22		TYPE 4 3 BEDROOMS APT. D 21
TYPE 3 3 BEDROOMS APT. D 16	TYPE 2 2 BEDROOMS APT. D 15		TYPE 2 2 BEDROOMS APT. D 14		TYPE 2 2 BEDROOMS APT. D 13		TYPE 2 2 BEDROOMS APT. D 12
TYPE 1 3 BEDROOMS APT. D 06	TYPE 2 2 BEDROOMS APT. D 05		TYPE 2 2 BEDROOMS APT. D 04		TYPE 2 2 BEDROOMS APT. D 03		TYPE 2 2 BEDROOMS APT. D 02
							TYPE 3 3 BEDROOMS APT. D 01
BASEMENT / PARKING							

BLOCK D

APARTMENT AREA

Hall	6,00 m ²
Living room	49,49 m ²
Kitchen	15,95 m ²
Toilet	1,83 m ²
Bedroom 1	14,86 m ²
Bathroom 1	6,22 m ²
Dressing room	3,79 m ²
Bedroom 2	11,77 m ²
Bathroom 2	5,10 m ²
Bedroom 3	13,36 m ²
Staircase	9,27 m ²
<hr/>	
Useful surface	128,37 m ²
Terrace	57,12 m ²
Solarium	77,31 m ²
Built surface	150,97 m ²

2 PARKING SPACES & 1 STORAGE ROOM INCLUDED





ROYAL PARK
— RESIDENCE —

4 BEDROOM PENTHOUSE
SECOND FLOOR

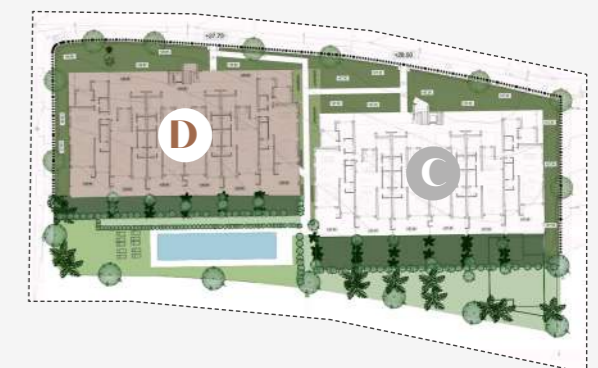
APT. D24

SOLARIUM		SOLARIUM		SOLARIUM		SOLARIUM		SOLARIUM	
TYPE 4 4 BEDROOMS APT. D 24		TYPE 5 3 BEDROOMS APT. D 23		TYPE 6 3 BEDROOMS APT. D 22		TYPE 4 3 BEDROOMS APT. D 21		SOLARIUM	
TYPE 3 3 BEDROOMS APT. D 16		TYPE 2 2 BEDROOMS APT. D 15		TYPE 2 2 BEDROOMS APT. D 14		TYPE 2 2 BEDROOMS APT. D 13		TYPE 2 2 BEDROOMS APT. D 12	
TYPE 1 3 BEDROOMS APT. D 06		TYPE 2 2 BEDROOMS APT. D 05		TYPE 2 2 BEDROOMS APT. D 04		TYPE 2 2 BEDROOMS APT. D 03		TYPE 2 2 BEDROOMS APT. D 02	
								TYPE 1 3 BEDROOMS APT. D 01	
BASEMENT / PARKING									

APARTMENT AREA

Hall	13,07 m ²
Living room	43,85 m ²
Kitchen	13,37 m ²
Bedroom 1	15,40 m ²
Bathroom 1	6,28 m ²
Bedroom 2	13,73 m ²
Bathroom 2	5,10 m ²
Bedroom 3	11,96 m ²
Bathroom 3	4,37 m ²
Bedroom 4	15,40 m ²
Bathroom 4	6,28 m ²
Staircase	13,27 m ²
<hr/>	
Useful surface	157,61 m ²
Terrace	60,63 m ²
Solarium	93,66 m ²
Built surface	195,02 m ²

2 PARKING SPACES &
1 STORAGE ROOM INCLUDED



Block D

SECOND FLOOR

TYPE 6

4 BEDROOM PENTHOUSE

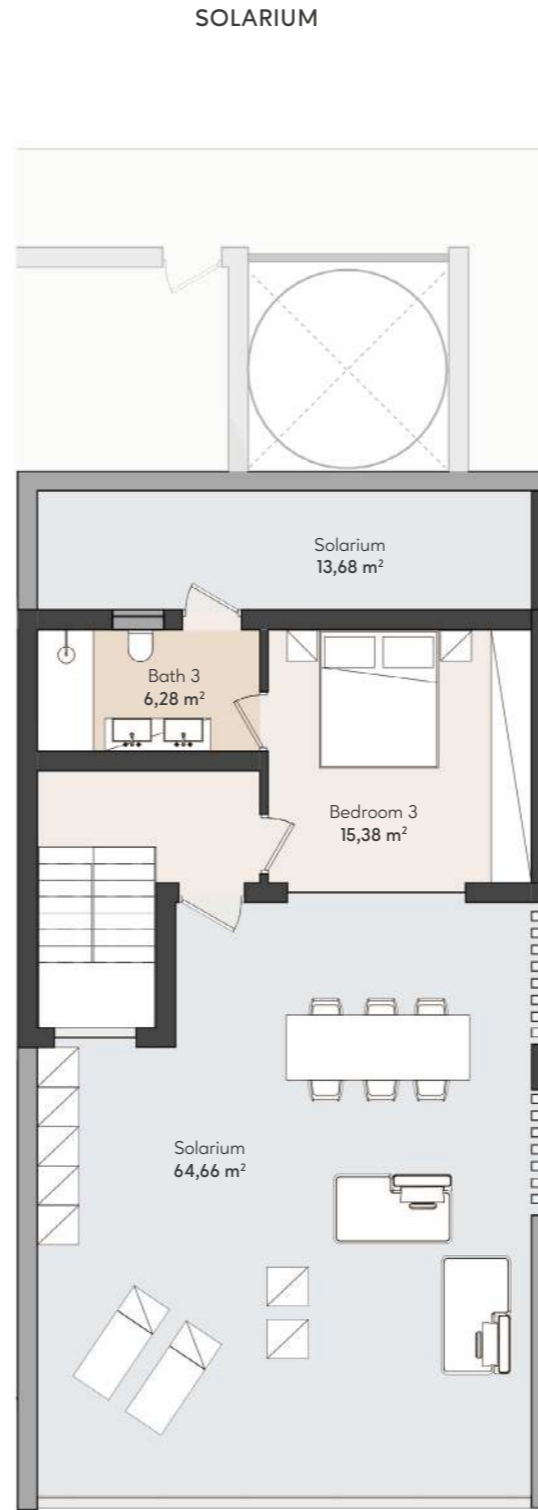
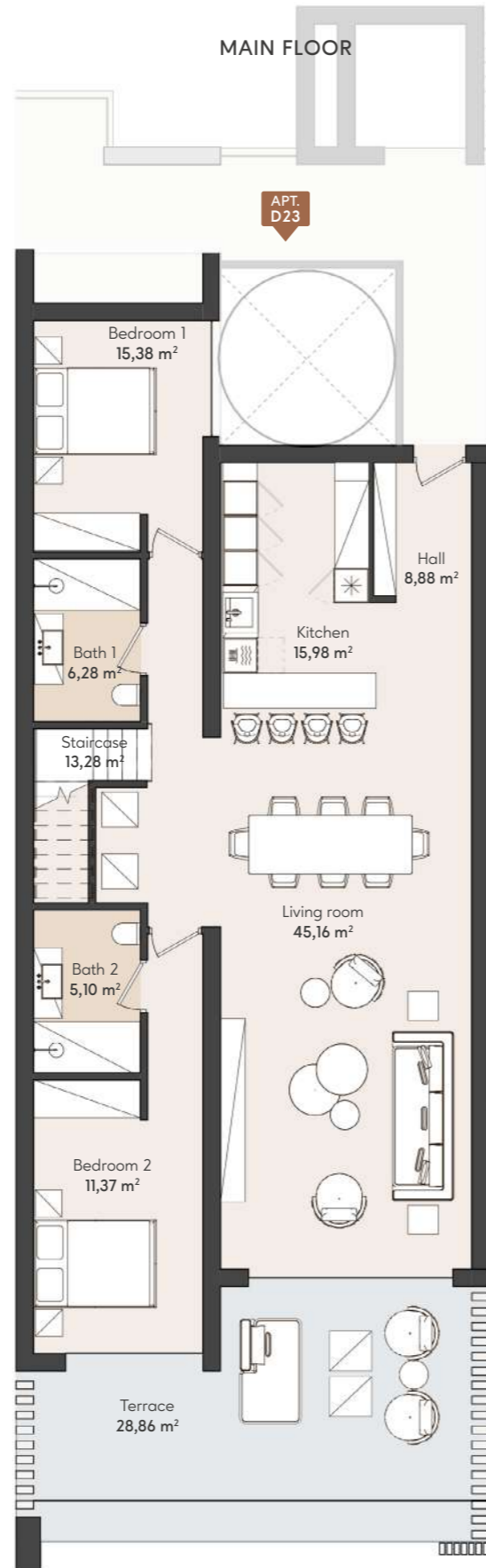


Block D

SECOND FLOOR

TYPE 5

3 BEDROOM PENTHOUSE



ROYAL PARK — RESIDENCE —

3 BEDROOM PENTHOUSE SECOND FLOOR

APT. D23

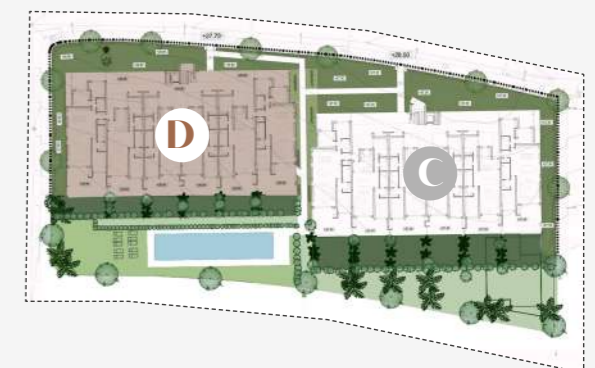
SOLARIUM	TYPE 6 4 BEDROOMS APT. D 24	SOLARIUM	TYPE 5 3 BEDROOMS APT. D 23	SOLARIUM	TYPE 6 3 BEDROOMS APT. D 22	SOLARIUM	TYPE 4 3 BEDROOMS APT. D 21	SOLARIUM
TYPE 3 3 BEDROOMS APT. D 16	TYPE 2 2 BEDROOMS APT. D 15	TYPE 2 2 BEDROOMS APT. D 14	TYPE 2 2 BEDROOMS APT. D 13	TYPE 2 2 BEDROOMS APT. D 12	TYPE 2 2 BEDROOMS APT. D 11	TYPE 3 3 BEDROOMS APT. D 10	TYPE 1 3 BEDROOMS APT. D 06	TYPE 2 2 BEDROOMS APT. D 05
TYPE 2 2 BEDROOMS APT. D 04	TYPE 2 2 BEDROOMS APT. D 03	TYPE 2 2 BEDROOMS APT. D 02	TYPE 1 3 BEDROOMS APT. D 01	BASEMENT / PARKING				

BLOCK D

APARTMENT AREA

Hall	8,88 m ²
Living room	45,16 m ²
Kitchen	15,98 m ²
Bedroom 1	15,38 m ²
Bathroom 1	6,28 m ²
Bedroom 2	11,37 m ²
Bathroom 2	5,10 m ²
Bedroom 3	15,38 m ²
Bathroom 3	6,28 m ²
Staircase	13,28 m ²
<hr/>	
Useful surface	136,44 m ²
Terrace	28,86 m ²
Solarium	78,34 m ²
Built surface	165,06 m ²

2 PARKING SPACES & 1 STORAGE ROOM INCLUDED

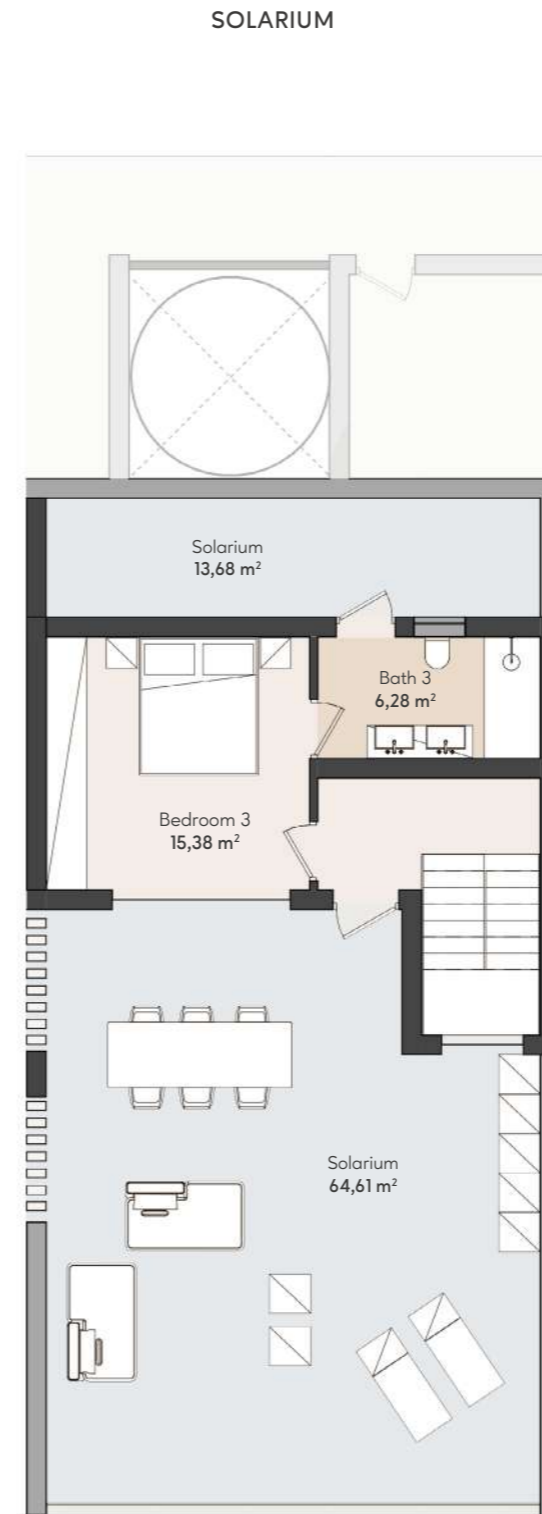
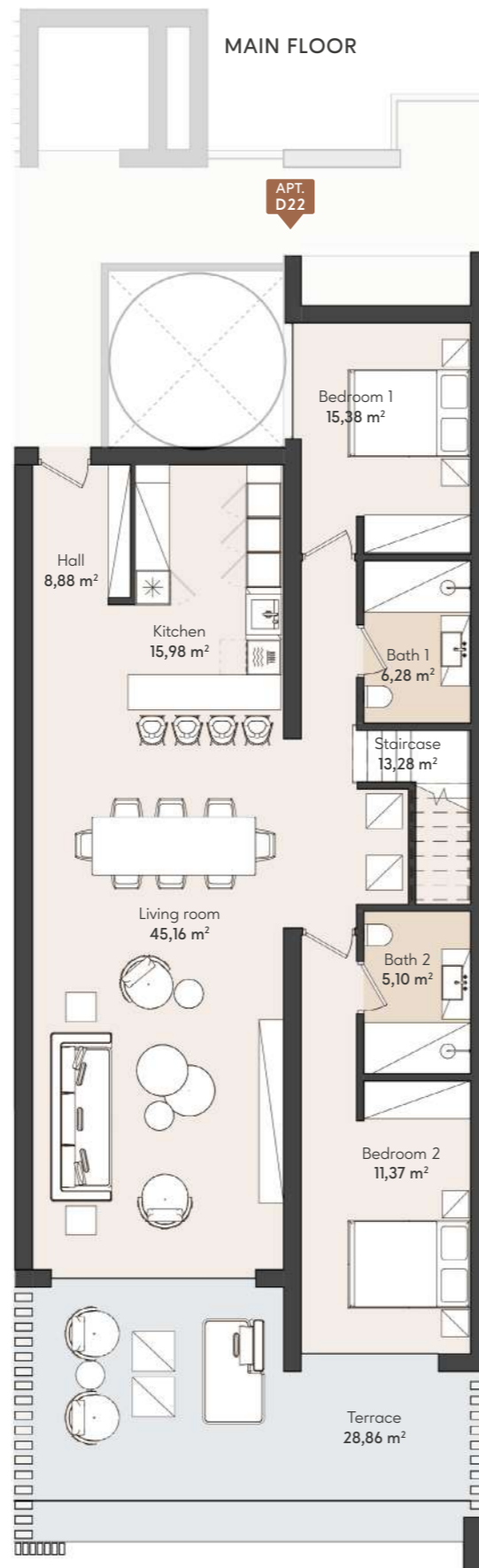


Block D

SECOND FLOOR

TYPE 5

3 BEDROOM PENTHOUSE



ROYAL PARK — RESIDENCE —

3 BEDROOM PENTHOUSE SECOND FLOOR

APT. D22

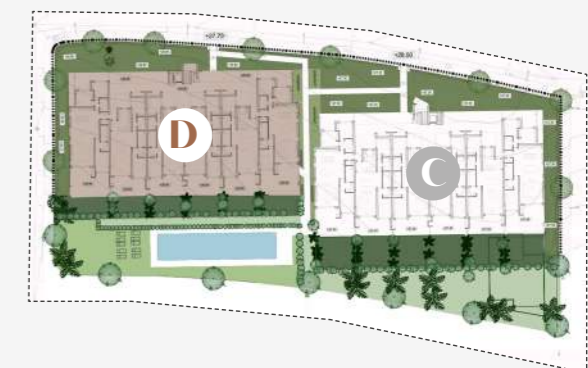
	SOLARIUM		SOLARIUM	SOLARIUM	SOLARIUM	
	TYPE 6 4 BEDROOMS APT. D 24	TYPE 5 3 BEDROOMS APT. D 23	TYPE 5 3 BEDROOMS APT. D 22	TYPE 4 3 BEDROOMS APT. D 21		
SOLARIUM	TYPE 3 3 BEDROOMS APT. D 16	TYPE 2 2 BEDROOMS APT. D 15	TYPE 2 2 BEDROOMS APT. D 14	TYPE 2 2 BEDROOMS APT. D 13	TYPE 2 2 BEDROOMS APT. D 12	TYPE 3 3 BEDROOMS APT. D 11
	TYPE 1 3 BEDROOMS APT. D 06	TYPE 2 2 BEDROOMS APT. D 05	TYPE 2 2 BEDROOMS APT. D 04	TYPE 2 2 BEDROOMS APT. D 03	TYPE 2 2 BEDROOMS APT. D 02	TYPE 1 3 BEDROOMS APT. D 01
BASEMENT / PARKING						

BLOCK D

APARTMENT AREA

Hall	8,88 m ²
Living room	45,16 m ²
Kitchen	15,98 m ²
Bedroom 1	15,38 m ²
Bathroom 1	6,28 m ²
Bedroom 2	11,37 m ²
Bathroom 2	5,10 m ²
Bedroom 3	15,38 m ²
Bathroom 3	6,28 m ²
Staircase	13,28 m ²
<hr/>	
Useful surface	136,44 m ²
Terrace	28,86 m ²
Solarium	78,29 m ²
Built surface	166,30 m ²

**2 PARKING SPACES &
1 STORAGE ROOM INCLUDED**





ROYAL PARK
— RESIDENCE —

Block D

SECOND FLOOR

TYPE 4

3 BEDROOM PENTHOUSE

MAIN FLOOR

SOLARIUM



3 BEDROOM PENTHOUSE
SECOND FLOOR

APT. D21

SOLARIUM		SOLARIUM		SOLARIUM		SOLARIUM		SOLARIUM	
TYPE 6 4 BEDROOMS APT. D 24		TYPE 5 3 BEDROOMS APT. D 23		TYPE 6 3 BEDROOMS APT. D 22		TYPE 4 3 BEDROOMS APT. D 21		SOLARIUM	
TYPE 3 3 BEDROOMS APT. D 16		TYPE 2 2 BEDROOMS APT. D 15		TYPE 2 2 BEDROOMS APT. D 14		TYPE 2 2 BEDROOMS APT. D 13		TYPE 2 2 BEDROOMS APT. D 12	
TYPE 1 3 BEDROOMS APT. D 06		TYPE 2 2 BEDROOMS APT. D 05		TYPE 2 2 BEDROOMS APT. D 04		TYPE 2 2 BEDROOMS APT. D 03		TYPE 2 2 BEDROOMS APT. D 02	
								TYPE 3 3 BEDROOMS APT. D 01	
BASEMENT / PARKING									

BLOCK D

APARTMENT AREA

Hall	8,88 m ²
Living room	36,37 m ²
Kitchen	14,86 m ²
Bedroom 1	16,34 m ²
Bathroom 1	6,40 m ²
Dressing room	5,99 m ²
Bedroom 2	14,13 m ²
Bathroom 2	5,10 m ²
Bedroom 3	11,96 m ²
Bathroom 3	4,37 m ²

Useful surface	124,40 m ²
Terrace	68,41 m ²
Solarium	134,00 m ²
Built surface	150,78 m ²

2 PARKING SPACES &
1 STORAGE ROOM INCLUDED

