



FLOOR PLANS / BLOCK 1

Here comes the Sun ...

  
Sunway  
RESIDENCE











## — Block 1 —

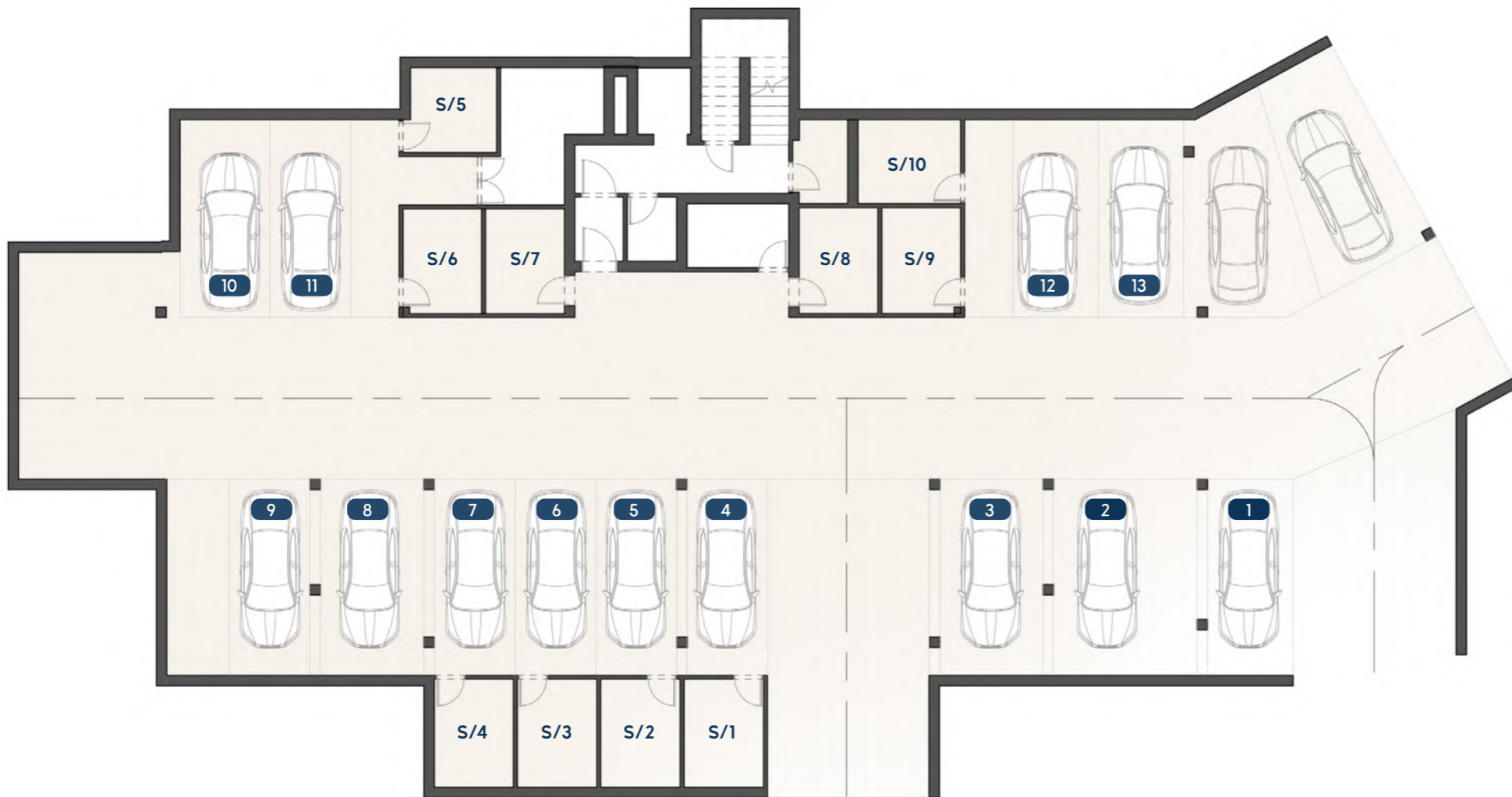
APARTMENT TYPE					SURFACES						
	Nº APART.	TYPE	BEDROOMS	BATHROOMS	BUILT M <sup>2</sup>	USEFUL AREA M <sup>2</sup>	TOTAL TERRACE M <sup>2</sup>	SOLARIUM M <sup>2</sup>	PARKING + STORAGE	PARKING	STORAGE
GROUND FLOOR	101	TYPE B1	3	2	146,42	126,88	38,20	—	1 space + 1 storage	7	4
	102	TYPE A2	2	2	128,28	112,75	35,95	—	1 space + 1 storage	6	3
	103	TYPE A2	2	2	128,39	112,75	35,95	—	1 space + 1 storage	5	2
	104	TYPE B1	3	2	146,42	126,89	38,21	—	1 space + 1 storage	4	1
FIRST FLOOR	111	TYPE B1	3	2	137,54	114,99	26,31	—	1 space + 1 storage	9	5
	112	TYPE A2	2	2	122,54	106,08	29,28	—	1 space + 1 storage	11	6
	113	TYPE A2	2	2	122,67	106,08	29,28	—	1 space + 1 storage	8	7
	114	TYPE B1	3	2	137,54	114,99	26,31	—	1 space + 1 storage	1	8
SECOND FLOOR	121	TYPE C1	3	2	335,21	288,95	75,67	107,91	2 spaces + 1 storage	12/13	10
	122	TYPE C1	3	2	335,23	288,95	75,67	107,91	2 spaces + 1 storage	3/2	9

# Block 1 / BASEMENT

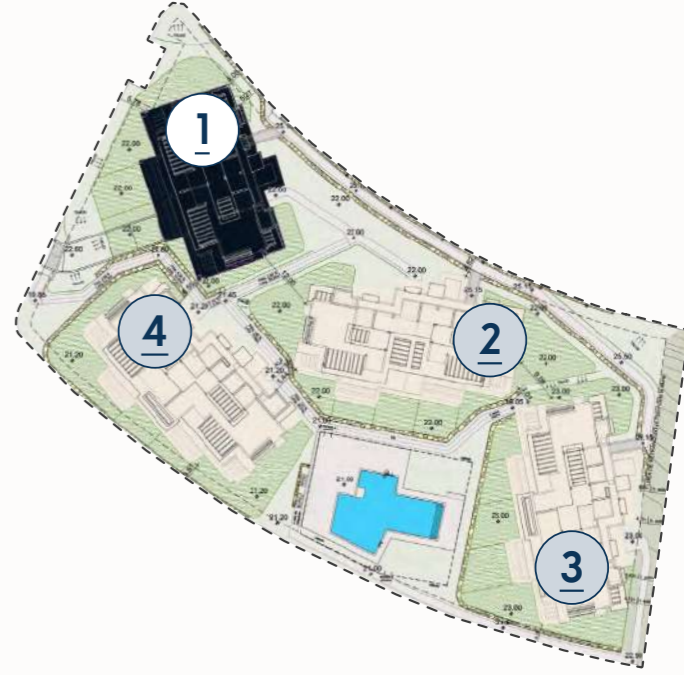
## Parking



### Block 1



SOLARIUM		SOLARIUM	
TYPE C1 3 BEDROOM APT. 121		TYPE C1 3 BEDROOM APT. 122	
TYPE B1 3 BEDROOM APT. 111	TYPE A2 2 BEDROOM APT. 112	TYPE A2 2 BEDROOM APT. 113	TYPE B1 3 BEDROOM APT. 114
TYPE B1 3 BEDROOM APT. 101	TYPE A2 2 BEDROOM APT. 102	TYPE A2 2 BEDROOM APT. 103	TYPE B1 3 BEDROOM APT. 104
BASEMENT / PARKING			



# Block 1 / GROUND FLOOR

Apartments 101 - 104



## Block 1

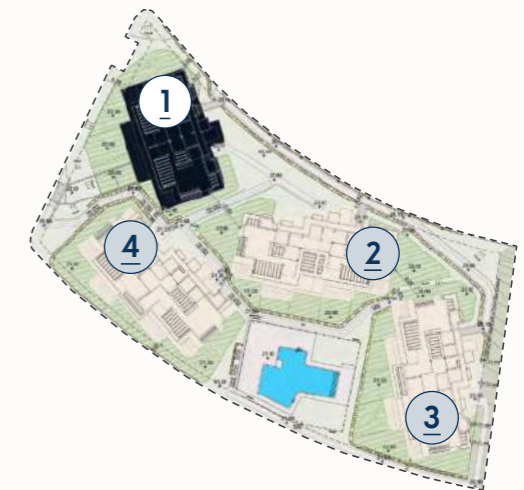
SOLARIUM		SOLARIUM	
TYPE C1 3 BEDROOM APT. 121		TYPE C1 3 BEDROOM APT. 122	
TYPE B1 3 BEDROOM APT. 111	TYPE A2 2 BEDROOM APT. 112	TYPE A2 2 BEDROOM APT. 113	TYPE B1 3 BEDROOM APT. 114
TYPE B1 3 BEDROOM APT. 101	TYPE A2 2 BEDROOM APT. 102	TYPE A2 2 BEDROOM APT. 103	TYPE B1 3 BEDROOM APT. 104

BASEMENT / PARKING

### TOTAL AREA

APT. Nº	BEDS	BATHS	BUILT AREA M <sup>2</sup>	USEFUL AREA M <sup>2</sup>	TERRACE M <sup>2</sup>	GARDEN M <sup>2</sup>
101	3	2	146,42	126,88	38,20	215,61
102	2	2	128,28	112,75	35,95	83,03
103	2	2	128,39	112,75	35,95	84,36
104	3	2	146,42	126,89	38,21	115,58

1 PARKING SPACE & 1 STORAGE ROOM INCLUDED





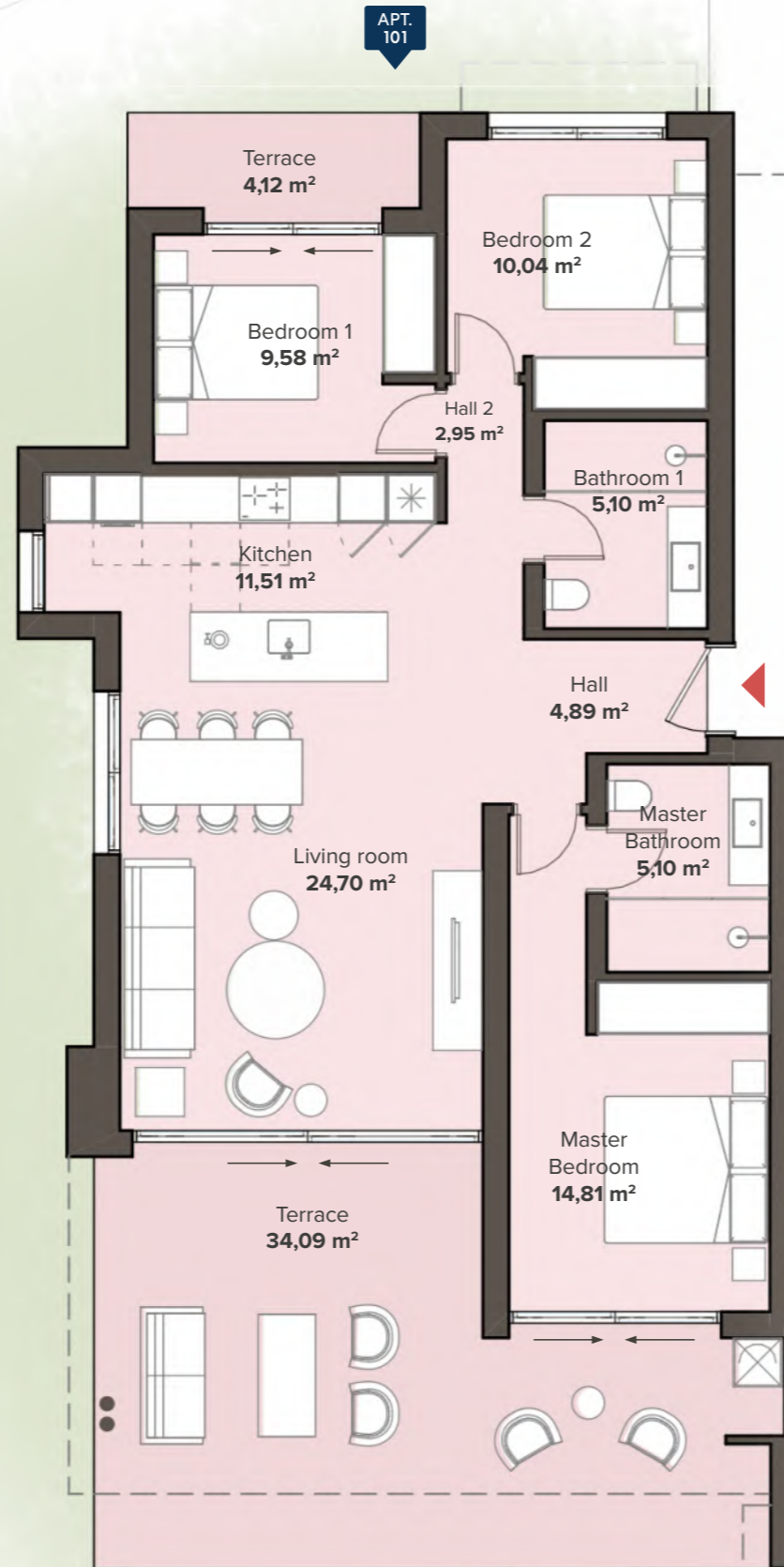
# Block 1

## GROUND FLOOR

**TYPE B1**

**3 BEDROOM APARTMENT**

Garden  
215,61 m<sup>2</sup>



APT. 101



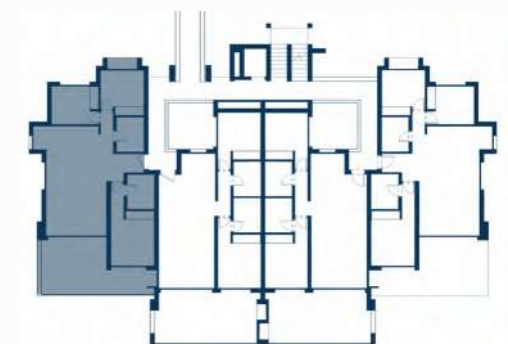
## 3 BEDROOM APARTMENT GROUND FLOOR

**APT. 101**

SOLARIUM		SOLARIUM	
TYPE C1 3 BEDROOM APT. 121		TYPE C1 3 BEDROOM APT. 122	
TYPE B1 3 BEDROOM APT. 111	TYPE A2 2 BEDROOM APT. 112	TYPE A2 2 BEDROOM APT. 113	TYPE B1 3 BEDROOM APT. 114
TYPE B1 3 BEDROOM APT. 101	TYPE A2 2 BEDROOM APT. 102	TYPE A2 2 BEDROOM APT. 103	TYPE B1 3 BEDROOM APT. 104
BASEMENT / PARKING			

### APARTMENT AREA

Hall	7,84 m <sup>2</sup>
Living room	24,70 m <sup>2</sup>
Kitchen	11,51 m <sup>2</sup>
Bedroom 1	9,58 m <sup>2</sup>
Bathroom 1	5,10 m <sup>2</sup>
Bedroom 2	10,04 m <sup>2</sup>
Master Bedroom	14,81 m <sup>2</sup>
Master Bathroom	5,10 m <sup>2</sup>
Terrace	38,20 m <sup>2</sup>
<hr/>	
Useful surface	126,88 m <sup>2</sup>
Garden	215,61 m <sup>2</sup>
Area decreto 218/2005 boja	97,55 m <sup>2</sup>
<b>TOTAL BUILT AREA</b>	<b>146,42 m<sup>2</sup></b>



# Block 1

## GROUND FLOOR

**TYPE A2**

**2 BEDROOM APARTMENT**



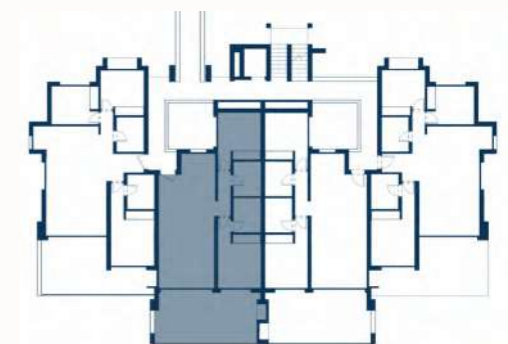
## 2 BEDROOM APARTMENT GROUND FLOOR

**APT. 102**

SOLARIUM		SOLARIUM	
TYPE C1 3 BEDROOM APT. 121		TYPE C1 3 BEDROOM APT. 122	
TYPE B1 3 BEDROOM APT. 111	TYPE A2 2 BEDROOM APT. 112	TYPE A2 2 BEDROOM APT. 113	TYPE B1 3 BEDROOM APT. 114
TYPE B1 3 BEDROOM APT. 101	<b>TYPE A2 2 BEDROOM APT. 102</b>	TYPE A2 2 BEDROOM APT. 103	TYPE B1 3 BEDROOM APT. 104
BASEMENT / PARKING			

### APARTMENT AREA

Hall	6,39 m <sup>2</sup>
Living room	26,24 m <sup>2</sup>
Kitchen	8,98 m <sup>2</sup>
Bedroom 1	11,47 m <sup>2</sup>
Bathroom 1	5,10 m <sup>2</sup>
Master Bedroom	13,52 m <sup>2</sup>
Master Bathroom	5,10 m <sup>2</sup>
Terrace	35,95 m <sup>2</sup>
<hr/>	
Useful surface	112,75 m <sup>2</sup>
Garden	83,03 m <sup>2</sup>
Area decreto 218/2005 boja	84,48 m <sup>2</sup>
<b>TOTAL BUILT AREA</b>	<b>128,28 m<sup>2</sup></b>



# Block 1

## GROUND FLOOR

**TYPE A2**

**2 BEDROOM APARTMENT**



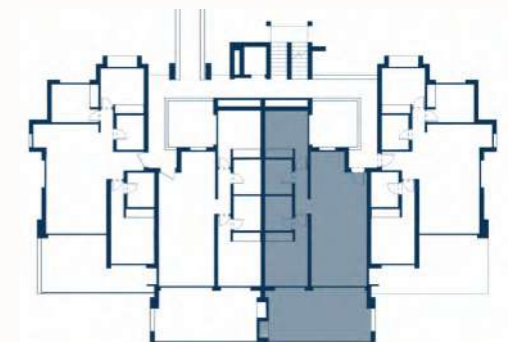
## 2 BEDROOM APARTMENT GROUND FLOOR

**APT. 103**

SOLARIUM		SOLARIUM	
TYPE C1 3 BEDROOM APT. 121		TYPE C1 3 BEDROOM APT. 122	
TYPE B1 3 BEDROOM APT. 111	TYPE A2 2 BEDROOM APT. 112	TYPE A2 2 BEDROOM APT. 113	TYPE B1 3 BEDROOM APT. 114
TYPE B1 3 BEDROOM APT. 101	TYPE A2 2 BEDROOM APT. 102	TYPE A2 2 BEDROOM APT. 103	TYPE B1 3 BEDROOM APT. 104
BASEMENT / PARKING			

### APARTMENT AREA

Hall	6,39 m <sup>2</sup>
Living room	26,24 m <sup>2</sup>
Kitchen	8,98 m <sup>2</sup>
Bedroom 1	11,47 m <sup>2</sup>
Bathroom 1	5,10 m <sup>2</sup>
Master Bedroom	13,52 m <sup>2</sup>
Master Bathroom	5,10 m <sup>2</sup>
Terrace	35,95 m <sup>2</sup>
<hr/>	
Useful surface	112,75 m <sup>2</sup>
Garden	84,36 m <sup>2</sup>
Area decreto 218/2005 boja	84,48 m <sup>2</sup>
<b>TOTAL BUILT AREA</b>	<b>128,39 m<sup>2</sup></b>



# Block 1

## GROUND FLOOR

**TYPE B1**

**3 BEDROOM APARTMENT**



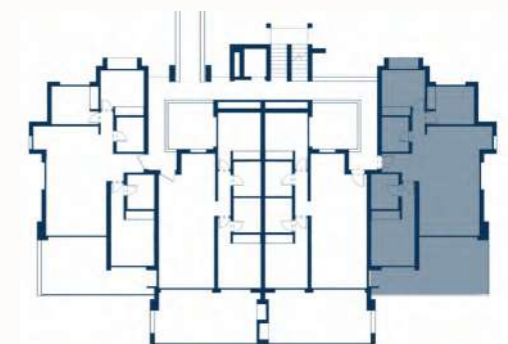
## 3 BEDROOM APARTMENT GROUND FLOOR

**APT. 104**

SOLARIUM		SOLARIUM	
TYPE C1 3 BEDROOM APT. 121		TYPE C1 3 BEDROOM APT. 122	
TYPE B1 3 BEDROOM APT. 111	TYPE A2 2 BEDROOM APT. 112	TYPE A2 2 BEDROOM APT. 113	TYPE B1 3 BEDROOM APT. 114
TYPE B1 3 BEDROOM APT. 101	TYPE A2 2 BEDROOM APT. 102	TYPE A2 2 BEDROOM APT. 103	TYPE B1 3 BEDROOM APT. 104
BASEMENT / PARKING			

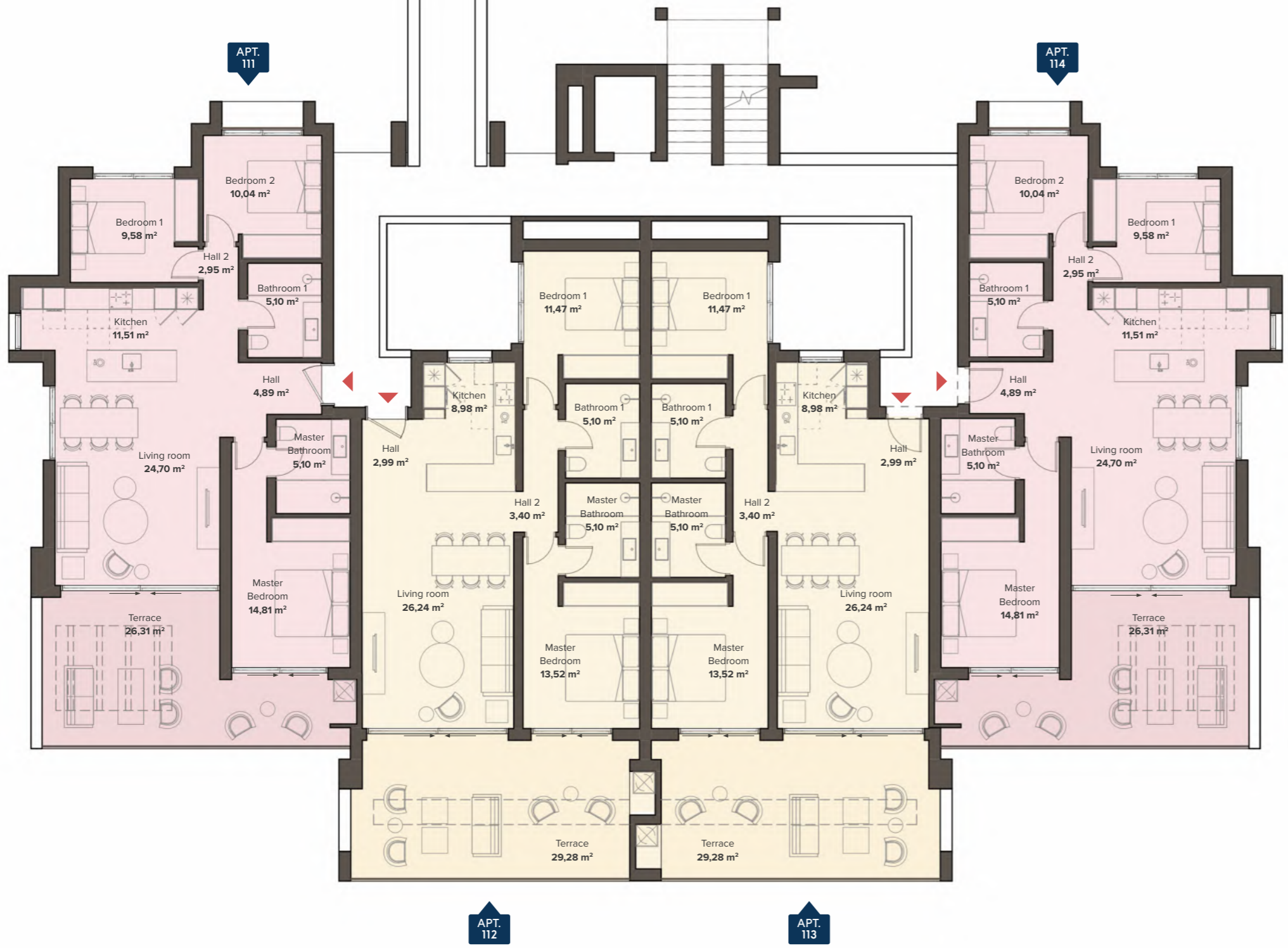
### APARTMENT AREA

Hall	7,84 m <sup>2</sup>
Living room	24,70 m <sup>2</sup>
Kitchen	11,51 m <sup>2</sup>
Bedroom 1	9,58 m <sup>2</sup>
Bathroom 1	5,10 m <sup>2</sup>
Bedroom 2	10,04 m <sup>2</sup>
Master Bedroom	14,81 m <sup>2</sup>
Master Bathroom	5,10 m <sup>2</sup>
Terrace	38,21 m <sup>2</sup>
<hr/>	
Useful surface	126,89 m <sup>2</sup>
Garden	115,58 m <sup>2</sup>
Area decreto 218/2005 boja	97,55 m <sup>2</sup>
<b>TOTAL BUILT AREA</b>	<b>146,42 m<sup>2</sup></b>



# Block 1 / FIRST FLOOR

Apartments 111 - 114



## Block 1

SOLARIUM		SOLARIUM	
TYPE C1 3 BEDROOM APT. 121		TYPE C1 3 BEDROOM APT. 122	
TYPE B1 3 BEDROOM APT. 111	TYPE A2 2 BEDROOM APT. 112	TYPE A2 2 BEDROOM APT. 113	TYPE B1 3 BEDROOM APT. 114
TYPE B1 3 BEDROOM APT. 101	TYPE A2 2 BEDROOM APT. 102	TYPE A2 2 BEDROOM APT. 103	TYPE B1 3 BEDROOM APT. 104

BASEMENT / PARKING

## TOTAL AREA

APT. Nº	BEDS	BATHS	BUILT AREA M²	USEFUL AREA M²	TERRACE M²
111	3	2	137,54	114,99	26,31
112	2	2	122,54	106,08	29,28
113	2	2	122,67	106,08	29,28
114	3	2	137,54	114,99	26,31

1 PARKING SPACE & 1 STORAGE ROOM INCLUDED

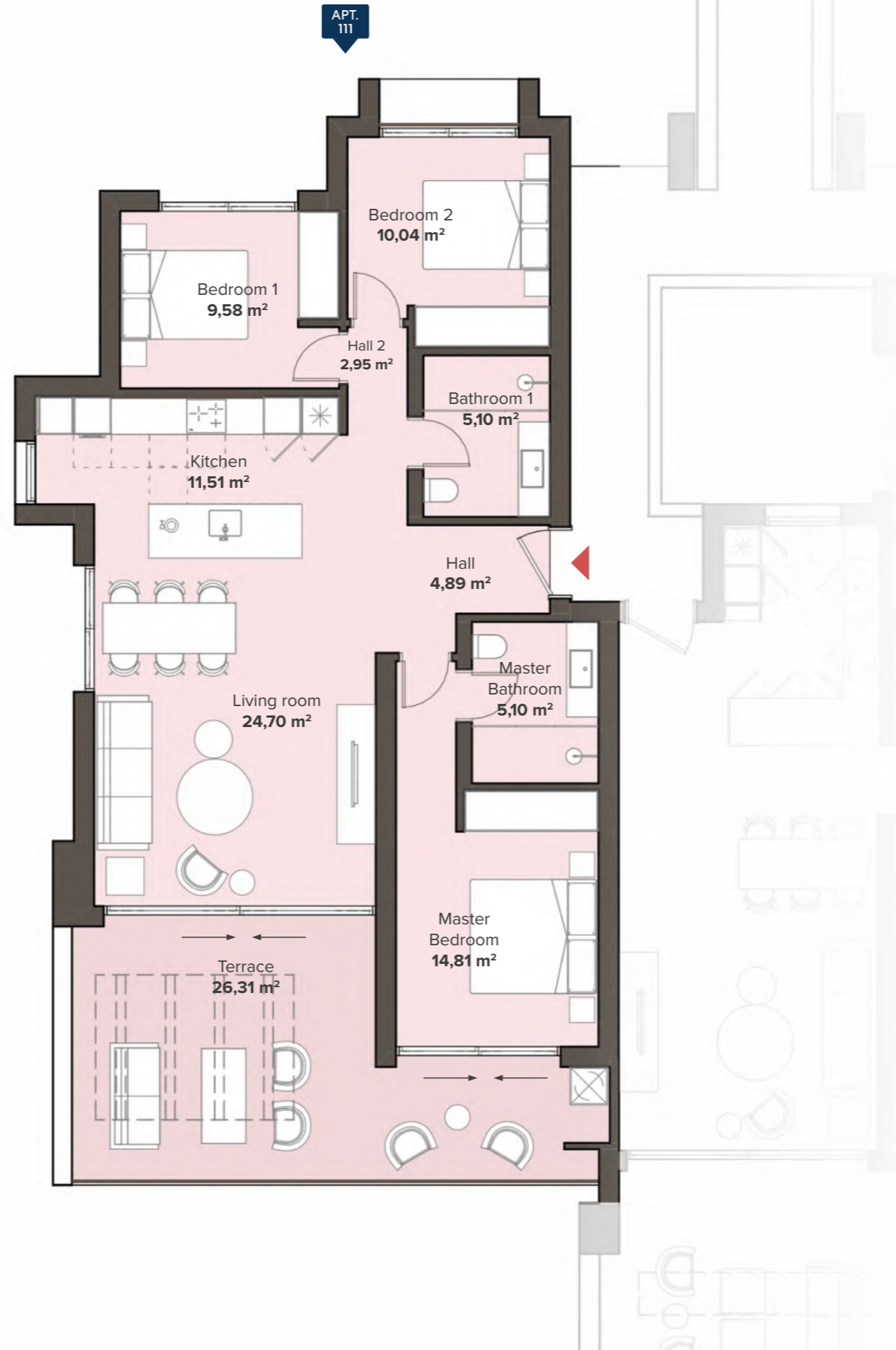


# Block 1

## FIRST FLOOR

TYPE B1

3 BEDROOM APARTMENT



## 3 BEDROOM APARTMENT FIRST FLOOR

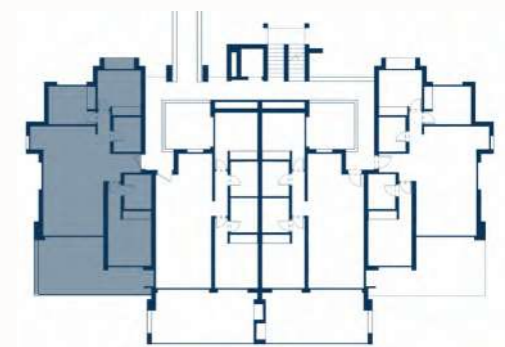
**APT. 111**

SOLARIUM		SOLARIUM	
TYPE C1 3 BEDROOM APT. 121		TYPE C1 3 BEDROOM APT. 122	
TYPE B1 3 BEDROOM APT. 111	TYPE A2 2 BEDROOM APT. 112	TYPE A2 2 BEDROOM APT. 113	TYPE B1 3 BEDROOM APT. 114
TYPE B1 3 BEDROOM APT. 101	TYPE A2 2 BEDROOM APT. 102	TYPE A2 2 BEDROOM APT. 103	TYPE B1 3 BEDROOM APT. 104
BASEMENT / PARKING			

### APARTMENT AREA

Hall	7,84 m <sup>2</sup>
Living room	24,70 m <sup>2</sup>
Kitchen	11,51 m <sup>2</sup>
Bedroom 1	9,58 m <sup>2</sup>
Bathroom 1	5,10 m <sup>2</sup>
Bedroom 2	10,04 m <sup>2</sup>
Master Bedroom	14,81 m <sup>2</sup>
Master Bathroom	5,10 m <sup>2</sup>
Terrace	26,31 m <sup>2</sup>

Useful surface	114,99 m <sup>2</sup>
Area decreto 218/2005 boja	97,55 m <sup>2</sup>
<b>TOTAL BUILT AREA</b>	<b>137,54 m<sup>2</sup></b>

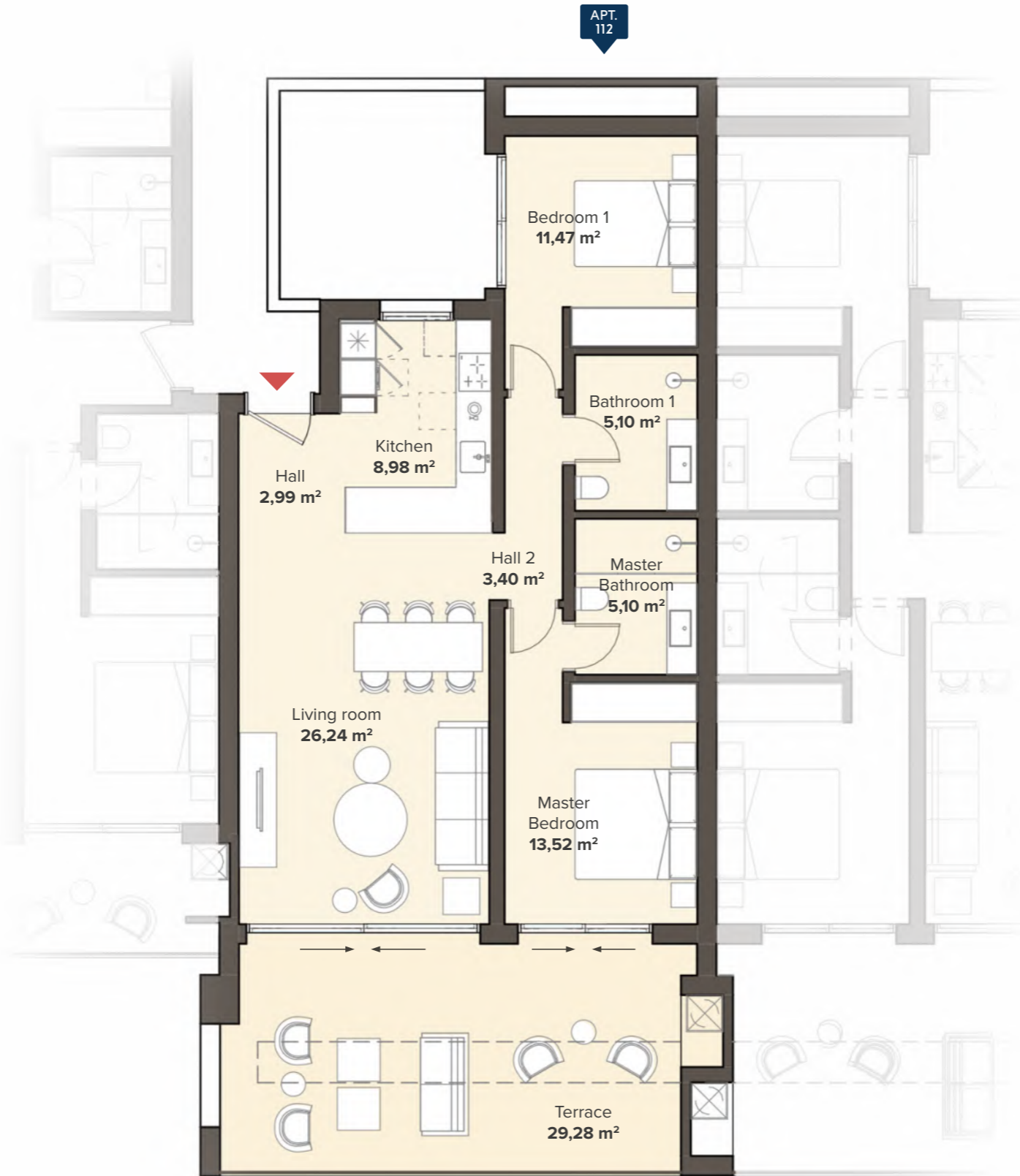


# Block 1

## FIRST FLOOR

TYPE A2

2 BEDROOM APARTMENT



## 2 BEDROOM APARTMENT FIRST FLOOR

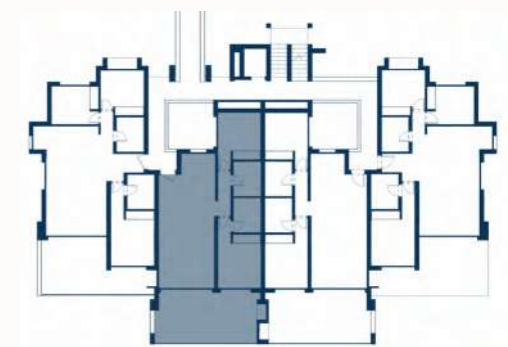
**APT. 112**

SOLARIUM		SOLARIUM	
TYPE C1 3 BEDROOM APT. 121		TYPE C1 3 BEDROOM APT. 122	
TYPE B1 3 BEDROOM APT. 111	TYPE A2 2 BEDROOM APT. 112	TYPE A2 2 BEDROOM APT. 113	TYPE B1 3 BEDROOM APT. 114
TYPE B1 3 BEDROOM APT. 101	TYPE A2 2 BEDROOM APT. 102	TYPE A2 2 BEDROOM APT. 103	TYPE B1 3 BEDROOM APT. 104
BASEMENT / PARKING			

### APARTMENT AREA

Hall	6,39 m <sup>2</sup>
Living room	26,24 m <sup>2</sup>
Kitchen	8,98 m <sup>2</sup>
Bedroom 1	11,47 m <sup>2</sup>
Bathroom 1	5,10 m <sup>2</sup>
Master Bedroom	13,52 m <sup>2</sup>
Master Bathroom	5,10 m <sup>2</sup>
Terrace	29,28 m <sup>2</sup>

Useful surface	106,08 m <sup>2</sup>
Area decreto 218/2005 boja	84,48 m <sup>2</sup>
<b>TOTAL BUILT AREA</b>	<b>122,54 m<sup>2</sup></b>

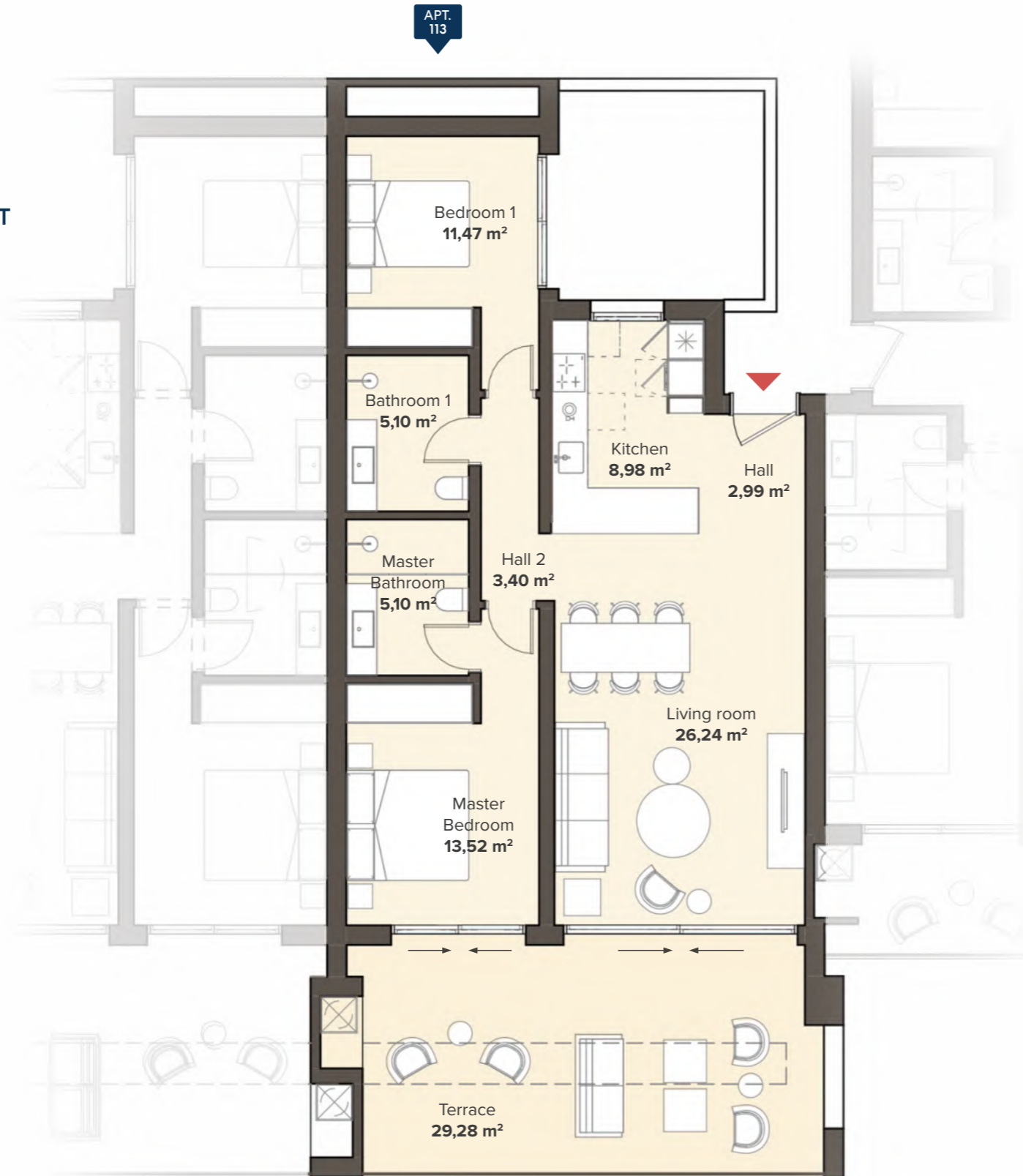


# Block 1

## FIRST FLOOR

TYPE A2

2 BEDROOM APARTMENT



## 2 BEDROOM APARTMENT FIRST FLOOR

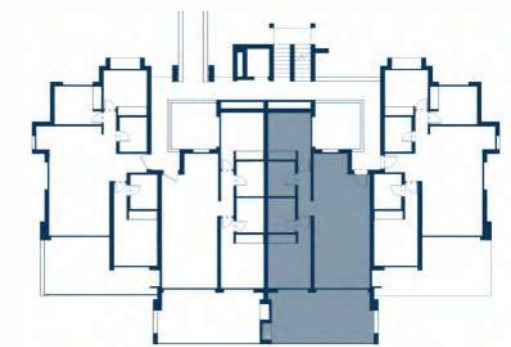
**APT. 113**

SOLARIUM		SOLARIUM	
TYPE C1 3 BEDROOM APT. 121		TYPE C1 3 BEDROOM APT. 122	
TYPE B1 3 BEDROOM APT. 111	TYPE A2 2 BEDROOM APT. 112	TYPE A2 2 BEDROOM APT. 113	TYPE B1 3 BEDROOM APT. 114
TYPE B1 3 BEDROOM APT. 101	TYPE A2 2 BEDROOM APT. 102	TYPE A2 2 BEDROOM APT. 103	TYPE B1 3 BEDROOM APT. 104
BASEMENT / PARKING			

### APARTMENT AREA

Hall	6,39 m <sup>2</sup>
Living room	26,24 m <sup>2</sup>
Kitchen	8,98 m <sup>2</sup>
Bedroom 1	11,47 m <sup>2</sup>
Bathroom 1	5,10 m <sup>2</sup>
Master Bedroom	13,52 m <sup>2</sup>
Master Bathroom	5,10 m <sup>2</sup>
Terrace	29,28 m <sup>2</sup>

Useful surface	106,08 m <sup>2</sup>
Area decreto 218/2005 boja	84,48 m <sup>2</sup>
<b>TOTAL BUILT AREA</b>	<b>122,67 m<sup>2</sup></b>

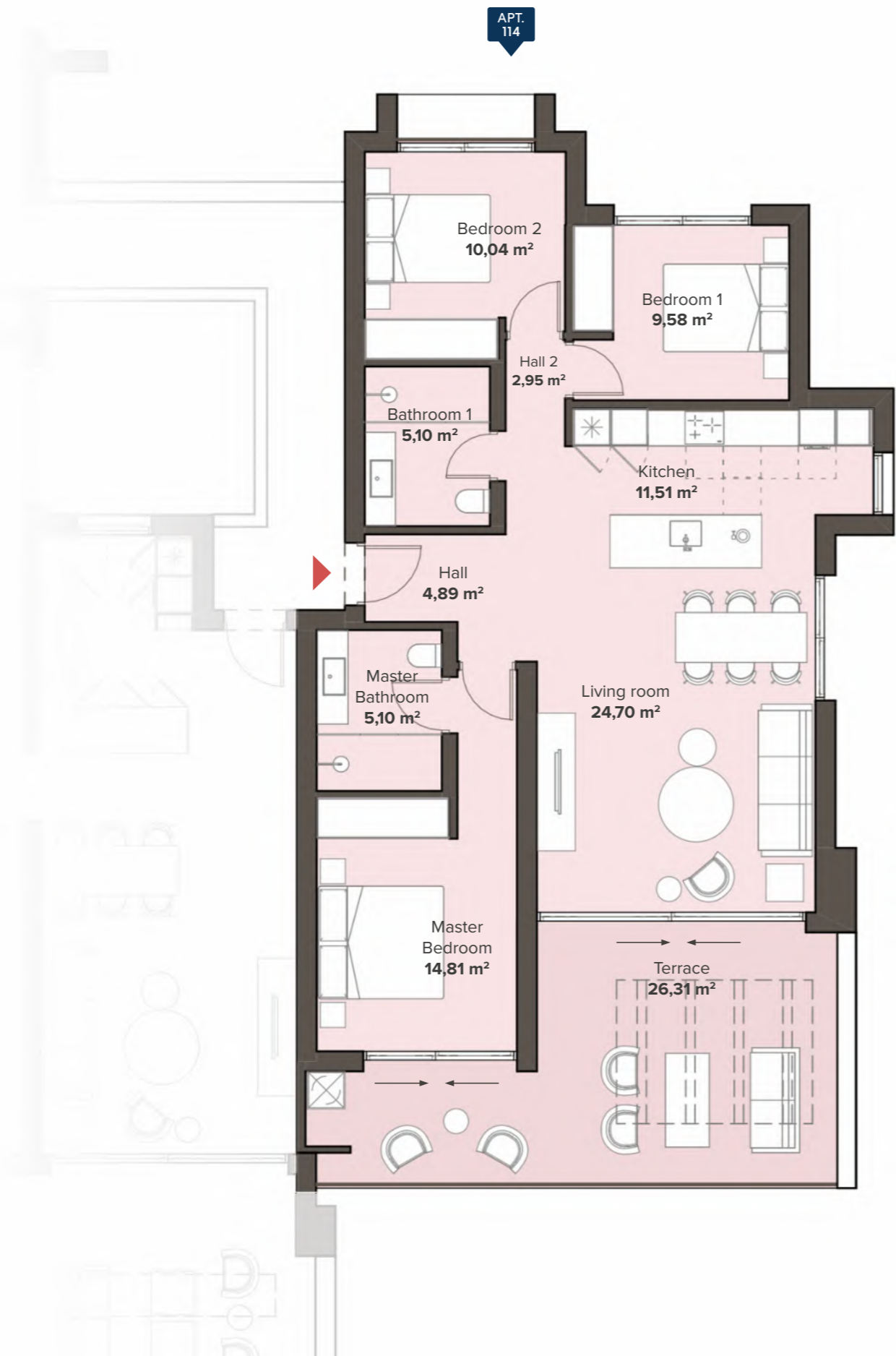




# Block 1 FIRST FLOOR

TYPE B1

3 BEDROOM APARTMENT



## 3 BEDROOM APARTMENT FIRST FLOOR

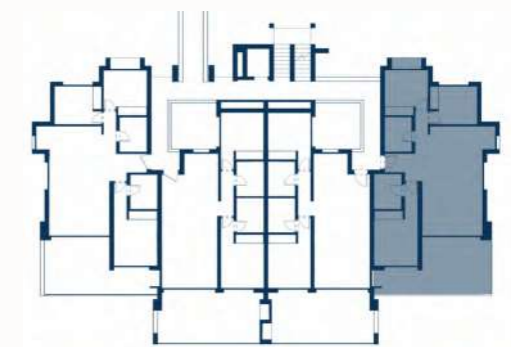
**APT. 114**

SOLARIUM		SOLARIUM	
TYPE C1 3 BEDROOM APT. 121		TYPE C1 3 BEDROOM APT. 122	
TYPE B1 3 BEDROOM APT. 111	TYPE A2 2 BEDROOM APT. 112	TYPE A2 2 BEDROOM APT. 113	TYPE B1 3 BEDROOM APT. 114
TYPE B1 3 BEDROOM APT. 101	TYPE A2 2 BEDROOM APT. 102	TYPE A2 2 BEDROOM APT. 103	TYPE B1 3 BEDROOM APT. 104
BASEMENT / PARKING			

### APARTMENT AREA

Hall	7,84 m <sup>2</sup>
Living room	24,70 m <sup>2</sup>
Kitchen	11,51 m <sup>2</sup>
Bedroom 1	9,58 m <sup>2</sup>
Bathroom 1	5,10 m <sup>2</sup>
Bedroom 2	10,04 m <sup>2</sup>
Master Bedroom	14,81 m <sup>2</sup>
Master Bathroom	5,10 m <sup>2</sup>
Terrace	26,31 m <sup>2</sup>

Useful surface	114,99 m <sup>2</sup>
Area decreto 218/2005 boja	97,55 m <sup>2</sup>
<b>TOTAL BUILT AREA</b>	<b>137,54 m<sup>2</sup></b>



# Block 1 / SECOND FLOOR

## Penthouse 121 - 122



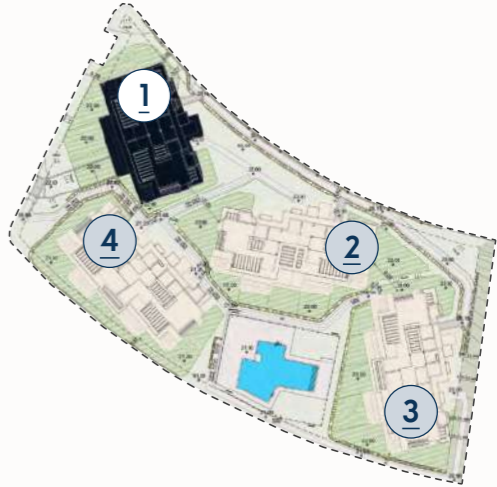
### Block 1

SOLARIUM		SOLARIUM	
TYPE C1 3 BEDROOM APT. 121		TYPE C1 3 BEDROOM APT. 122	
TYPE B1 3 BEDROOM APT. 111	TYPE A2 2 BEDROOM APT. 112	TYPE A2 2 BEDROOM APT. 113	TYPE B1 3 BEDROOM APT. 114
TYPE B1 3 BEDROOM APT. 101	TYPE A2 2 BEDROOM APT. 102	TYPE A2 2 BEDROOM APT. 103	TYPE B1 3 BEDROOM APT. 104
BASEMENT / PARKING			

### TOTAL AREA

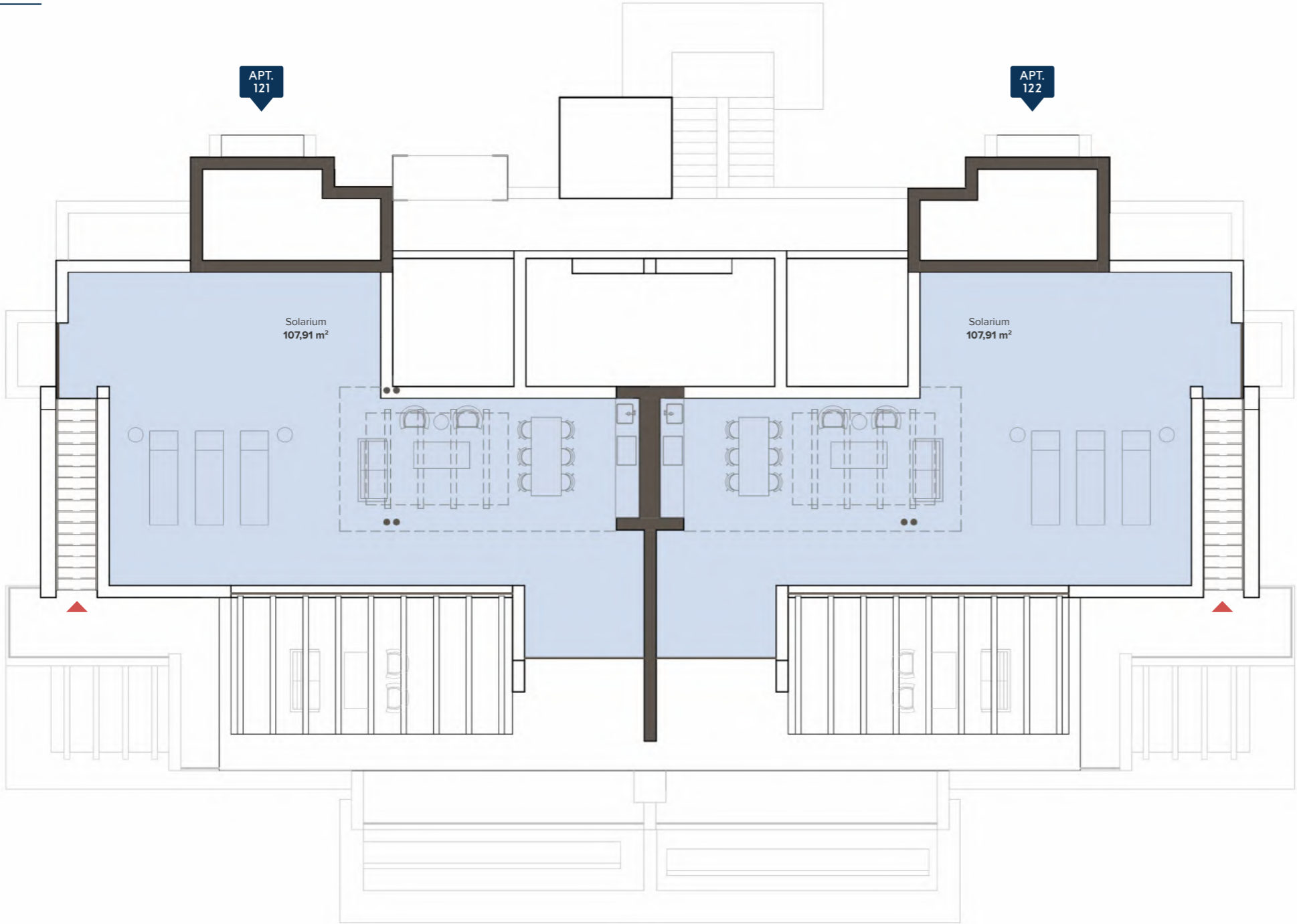
APT. Nº	BEDS	BATHS	BUILT AREA M²	USEFUL AREA M²	TERRACE M²
121	3	2	335,21	288,95	75,67
122	3	2	335,23	288,95	75,67

2 PARKING SPACES & 1 STORAGE ROOM INCLUDED



# Block 1 / SOLARIUM

## Penthouse 121 - 122



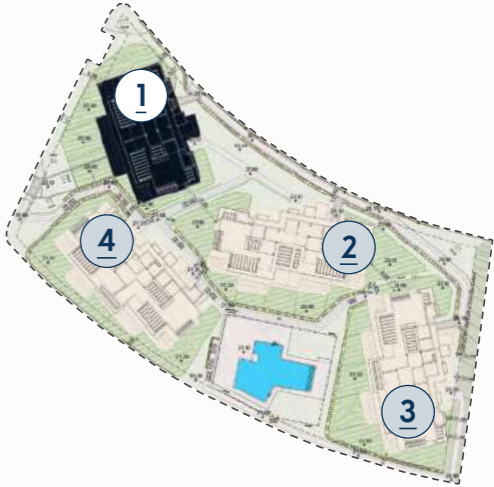
### Block 1

SOLARIUM		SOLARIUM	
TYPE C1 3 BEDROOM APT. 121		TYPE C1 3 BEDROOM APT. 122	
TYPE B1 3 BEDROOM APT. 111	TYPE A2 2 BEDROOM APT. 112	TYPE A2 2 BEDROOM APT. 113	TYPE B1 3 BEDROOM APT. 114
TYPE B1 3 BEDROOM APT. 101	TYPE A2 2 BEDROOM APT. 102	TYPE A2 2 BEDROOM APT. 103	TYPE B1 3 BEDROOM APT. 104
BASEMENT / PARKING			

### TOTAL AREA

APT. Nº	BEDS	BATHS	BUILT AREA M²	USEFUL AREA M²	SOLARIUM M²
121	3	2	335,21	288,95	107,91
122	3	2	335,23	288,95	107,91

2 PARKING SPACES & 1 STORAGE ROOM INCLUDED



# Block 1

## SECOND FLOOR

TYPE C1

3 BEDROOM PENTHOUSE



## 3 BEDROOM PENTHOUSE SECOND FLOOR

**APT. 121**

SOLARIUM		SOLARIUM	
TYPE C1 3 BEDROOM APT. 121		TYPE C1 3 BEDROOM APT. 122	
TYPE B1 3 BEDROOM APT. 111	TYPE A2 2 BEDROOM APT. 112	TYPE A2 2 BEDROOM APT. 113	TYPE B1 3 BEDROOM APT. 114
TYPE B1 3 BEDROOM APT. 101	TYPE A2 2 BEDROOM APT. 102	TYPE A2 2 BEDROOM APT. 103	TYPE B1 3 BEDROOM APT. 104
BASEMENT / PARKING			

### APARTMENT AREA

Hall	3,88 m <sup>2</sup>
Living room	41,93 m <sup>2</sup>
Kitchen	12,50 m <sup>2</sup>
Bedroom 1	10,47 m <sup>2</sup>
Bathroom 1	5,10 m <sup>2</sup>
Bedroom 2	11,13 m <sup>2</sup>
Master Bedroom	15,26 m <sup>2</sup>
Master Bathroom	5,10 m <sup>2</sup>
Terrace	75,67 m <sup>2</sup>

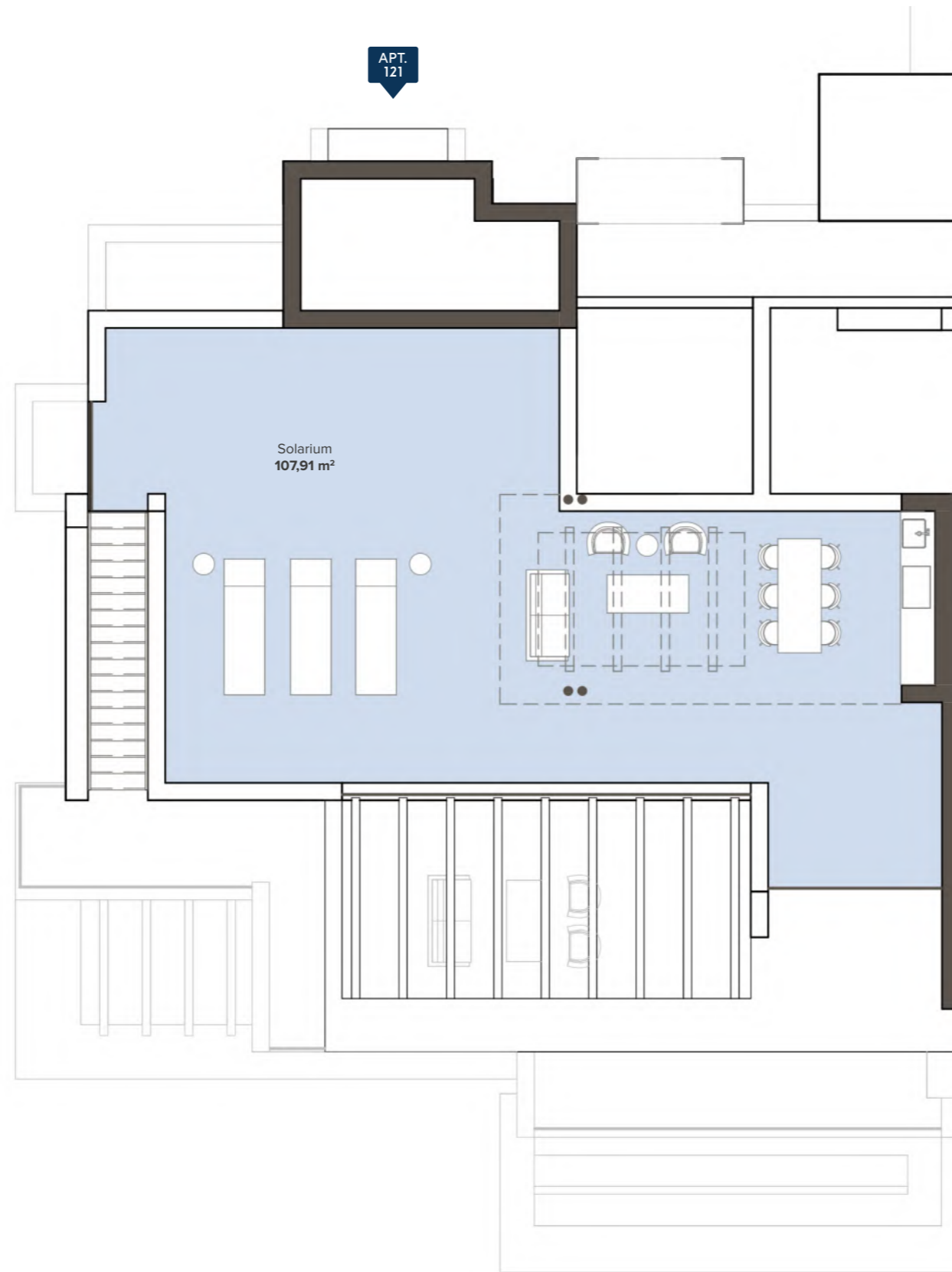
Useful surface	288,95 m <sup>2</sup>
Solarium	107,91 m <sup>2</sup>
Area decreto 218/2005 boja	115,91 m <sup>2</sup>
<b>TOTAL BUILT AREA</b>	<b>335,21 m<sup>2</sup></b>



# Block 1 SOLARIUM

TYPE C1

3 BEDROOM PENTHOUSE



## 3 BEDROOM PENTHOUSE SECOND FLOOR

**APT. 121**

SOLARIUM		SOLARIUM	
TYPE C1 3 BEDROOM APT. 121		TYPE C1 3 BEDROOM APT. 122	
TYPE B1 3 BEDROOM APT. 111	TYPE A2 2 BEDROOM APT. 112	TYPE A2 2 BEDROOM APT. 113	TYPE B1 3 BEDROOM APT. 114
TYPE B1 3 BEDROOM APT. 101	TYPE A2 2 BEDROOM APT. 102	TYPE A2 2 BEDROOM APT. 103	TYPE B1 3 BEDROOM APT. 104
BASEMENT / PARKING			

### APARTMENT AREA

Hall	3,88 m <sup>2</sup>
Living room	41,93 m <sup>2</sup>
Kitchen	12,50 m <sup>2</sup>
Bedroom 1	10,47 m <sup>2</sup>
Bathroom 1	5,10 m <sup>2</sup>
Bedroom 2	11,13 m <sup>2</sup>
Master Bedroom	15,26 m <sup>2</sup>
Master Bathroom	5,10 m <sup>2</sup>
Terrace	75,67 m <sup>2</sup>

Useful surface	288,95 m <sup>2</sup>
Solarium	107,91 m <sup>2</sup>
Area decreto 218/2005 boja	115,91 m <sup>2</sup>
<b>TOTAL BUILT AREA</b>	<b>335,21 m<sup>2</sup></b>



# Block 1 SECOND FLOOR

TYPE C1

3 BEDROOM PENTHOUSE



## 3 BEDROOM PENTHOUSE SECOND FLOOR

**APT. 122**

SOLARIUM		SOLARIUM	
TYPE C1 3 BEDROOM APT. 121		TYPE C1 3 BEDROOM APT. 122	
TYPE B1 3 BEDROOM APT. 111	TYPE A2 2 BEDROOM APT. 112	TYPE A2 2 BEDROOM APT. 113	TYPE B1 3 BEDROOM APT. 114
TYPE B1 3 BEDROOM APT. 101	TYPE A2 2 BEDROOM APT. 102	TYPE A2 2 BEDROOM APT. 103	TYPE B1 3 BEDROOM APT. 104
BASEMENT / PARKING			

### APARTMENT AREA

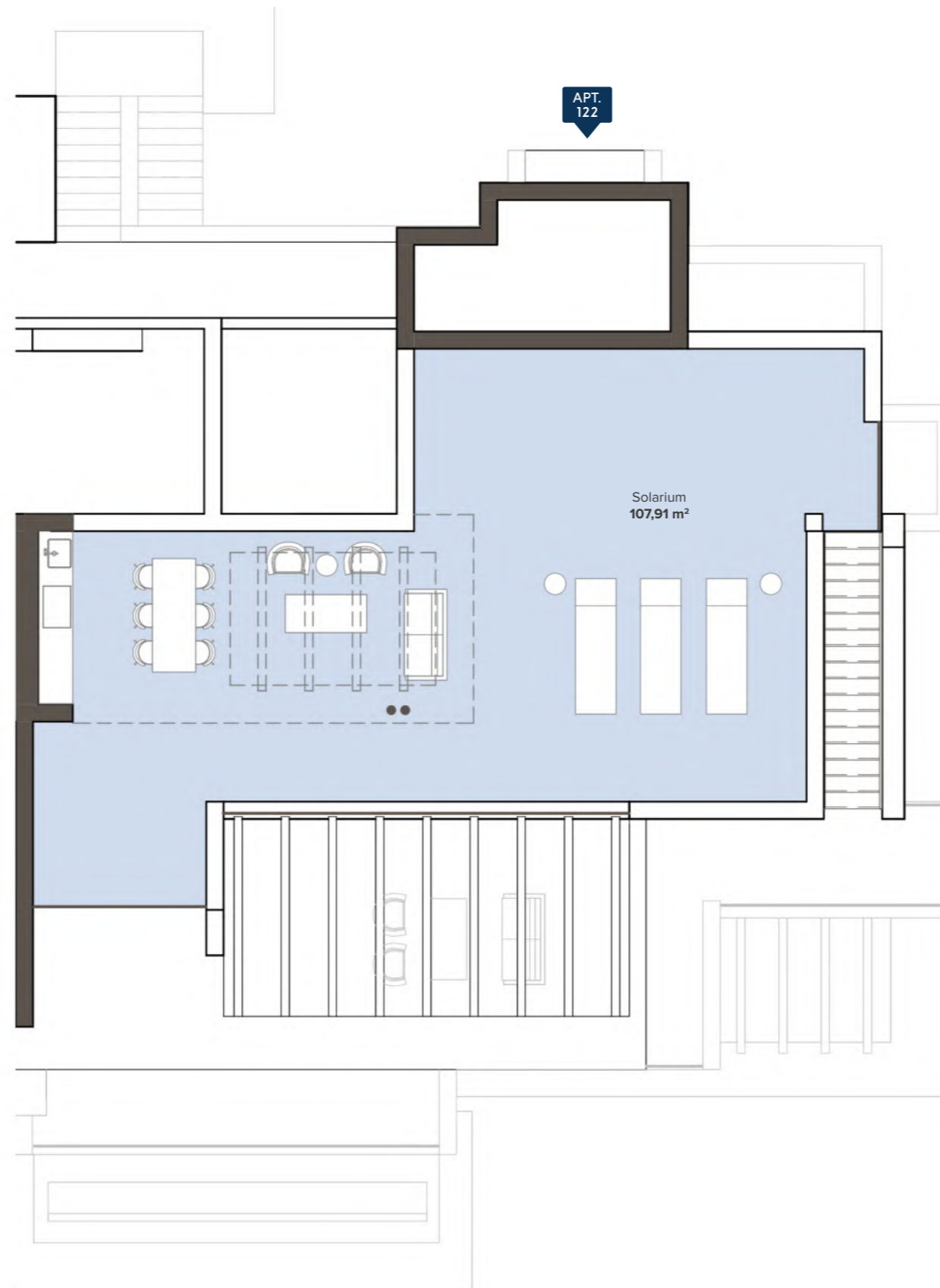
Hall	3,88 m <sup>2</sup>
Living room	41,93 m <sup>2</sup>
Kitchen	12,50 m <sup>2</sup>
Bedroom 1	10,47 m <sup>2</sup>
Bathroom 1	5,10 m <sup>2</sup>
Bedroom 2	11,13 m <sup>2</sup>
Master Bedroom	15,26 m <sup>2</sup>
Master Bathroom	5,10 m <sup>2</sup>
Terrace	75,67 m <sup>2</sup>
<hr/>	
Useful surface	288,95 m <sup>2</sup>
Solarium	107,91 m <sup>2</sup>
Area decreto 218/2005 boja	115,91 m <sup>2</sup>
<b>TOTAL BUILT AREA</b>	<b>335,23 m<sup>2</sup></b>



# Block 1 SOLARIUM

TYPE C1

3 BEDROOM PENTHOUSE



## 3 BEDROOM PENTHOUSE SECOND FLOOR

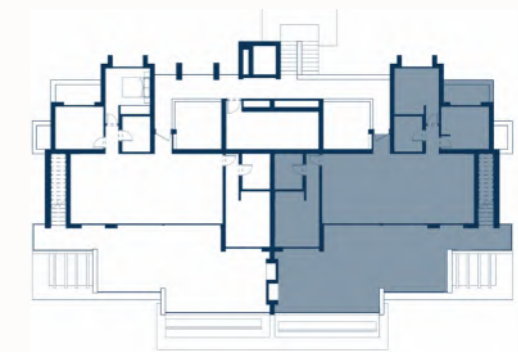
APT. 122

SOLARIUM		SOLARIUM	
TYPE C1 3 BEDROOM APT. 121		TYPE C1 3 BEDROOM APT. 122	
TYPE B1 3 BEDROOM APT. 111	TYPE A2 2 BEDROOM APT. 112	TYPE A2 2 BEDROOM APT. 113	TYPE B1 3 BEDROOM APT. 114
TYPE B1 3 BEDROOM APT. 101	TYPE A2 2 BEDROOM APT. 102	TYPE A2 2 BEDROOM APT. 103	TYPE B1 3 BEDROOM APT. 104
BASEMENT / PARKING			

### APARTMENT AREA

Hall	3,88 m <sup>2</sup>
Living room	41,93 m <sup>2</sup>
Kitchen	12,50 m <sup>2</sup>
Bedroom 1	10,47 m <sup>2</sup>
Bathroom 1	5,10 m <sup>2</sup>
Bedroom 2	11,13 m <sup>2</sup>
Master Bedroom	15,26 m <sup>2</sup>
Master Bathroom	5,10 m <sup>2</sup>
Terrace	75,67 m <sup>2</sup>

Useful surface	288,95 m <sup>2</sup>
Solarium	107,91 m <sup>2</sup>
Area decreto 218/2005 boja	115,91 m <sup>2</sup>
<b>TOTAL BUILT AREA</b>	<b>335,23 m<sup>2</sup></b>





Sunway

R E S I D E N C E





FLOOR PLANS / BLOCK 2

Here comes the Sun ...



Sunway  
RESIDENCE









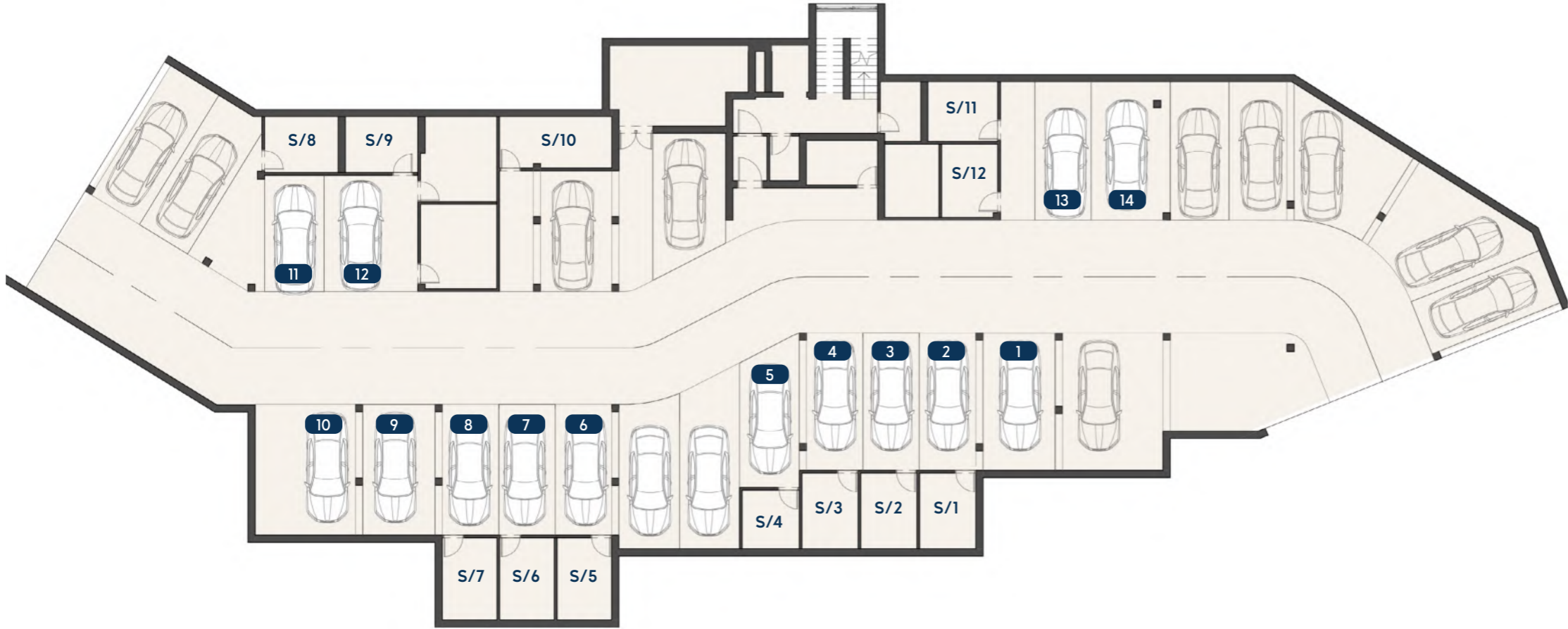


## — Block 2 —

APARTMENT TYPE					SURFACES						
	Nº APART.	TYPE	BEDROOMS	BATHROOMS	BUILT M <sup>2</sup>	USEFUL AREA M <sup>2</sup>	TOTAL TERRACE M <sup>2</sup>	SOLARIUM M <sup>2</sup>	PARKING + STORAGE	PARKING	STORAGE
GROUND FLOOR	201	TYPE B1	3	2	144,03	124,50	35,82	—	1 space + 1 storage	5	4
	202	TYPE A2	2	2	129,59	113,42	36,62	—	1 space + 1 storage	4	3
	203	TYPE A1	3	2	133,42	117,86	33,11	—	1 space + 1 storage	3	2
	204	TYPE A2	2	2	128,38	112,75	35,95	—	1 space + 1 storage	2	1
	205	TYPE B1	3	2	146,42	126,89	38,21	—	1 space + 1 storage	1	11
FIRST FLOOR	211	TYPE B1	3	2	137,54	114,99	26,31	—	1 space + 1 storage	10	9
	212	TYPE A2	2	2	124,71	106,84	30,04	—	1 space + 1 storage	9	10
	213	TYPE A1	3	2	126,59	111,03	26,28	—	1 space + 1 storage	8	7
	214	TYPE A2	2	2	122,67	106,08	29,28	—	1 space + 1 storage	7	6
	215	TYPE B1	3	2	137,54	114,99	26,31	—	1 space + 1 storage	6	5
SECOND FLOOR	221	TYPE C1	3	2	396,20	343,80	127,92	110,51	2 spaces + 1 storage	13/14	12
	223	TYPE C1	3	2	383,78	330,64	117,36	107,91	2 spaces + 1 storage	11/12	8

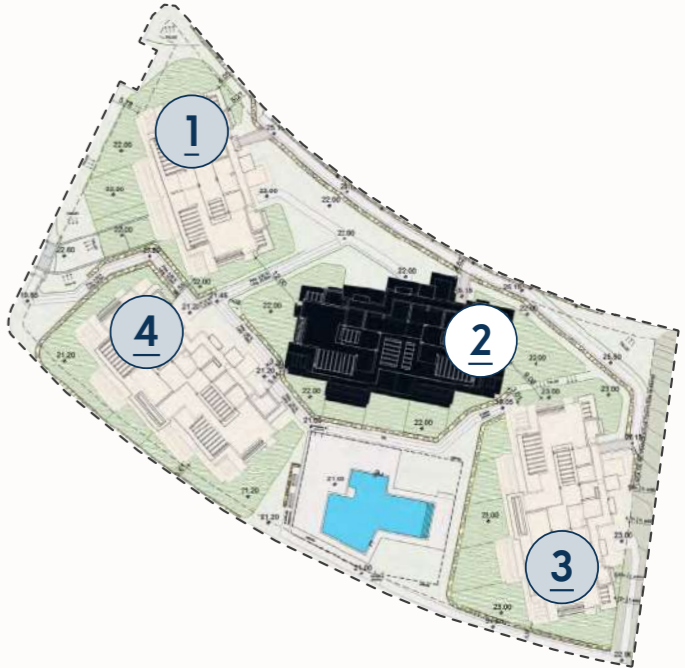
# Block 2 / BASEMENT

## Parking



### Block 2

SOLARIUM		SOLARIUM		
TYPE C1 3 BEDROOM APT. 221		TYPE C1 3 BEDROOM APT. 223		
TYPE B1 3 BEDROOM APT. 211	TYPE A2 2 BEDROOM APT. 212	TYPE A1 3 BEDROOM APT. 213	TYPE A2 2 BEDROOM APT. 214	TYPE B1 3 BEDROOM APT. 215
TYPE B1 3 BEDROOM APT. 201	TYPE A2 2 BEDROOM APT. 202	TYPE A1 3 BEDROOM APT. 203	TYPE A2 2 BEDROOM APT. 204	TYPE B1 3 BEDROOM APT. 205
BASEMENT / PARKING				



# Block 2 / GROUND FLOOR

Apartments 201 - 205



## Block 2

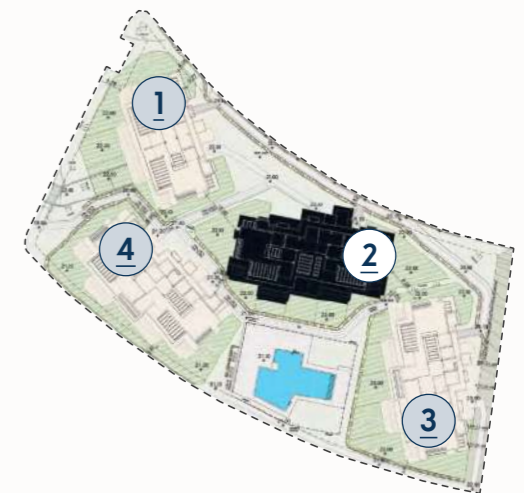
SOLARIUM		SOLARIUM	
TYPE C1 3 BEDROOM APT. 221		TYPE C1 3 BEDROOM APT. 223	
TYPE B1 3 BEDROOM APT. 211	TYPE A2 2 BEDROOM APT. 212	TYPE A1 3 BEDROOM APT. 213	TYPE A2 2 BEDROOM APT. 214
TYPE B1 3 BEDROOM APT. 201	TYPE A2 2 BEDROOM APT. 202	TYPE A1 3 BEDROOM APT. 203	TYPE A2 2 BEDROOM APT. 204
			TYPE B1 3 BEDROOM APT. 205

BASEMENT / PARKING

### TOTAL AREA

APT. Nº	BEDS	BATHS	BUILT AREA M <sup>2</sup>	USEFUL AREA M <sup>2</sup>	TERRACE M <sup>2</sup>	GARDEN M <sup>2</sup>
201	3	2	144,03	124,50	35,82	198,47
202	2	2	129,59	113,42	36,62	26,86
203	3	2	133,42	117,86	33,11	52,31
204	2	2	128,38	112,75	35,95	49,68
205	3	2	146,42	126,89	38,21	183,64

1 PARKING SPACE & 1 STORAGE ROOM INCLUDED





# Block 2 GROUND FLOOR

**TYPE B1**

**3 BEDROOM APARTMENT**



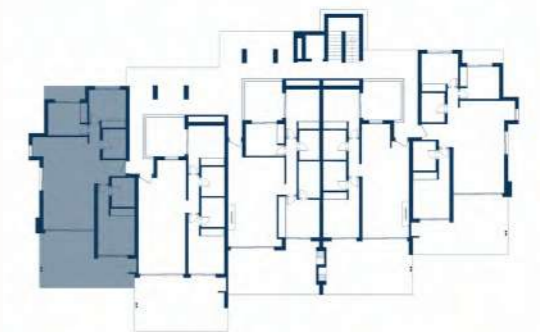
## 3 BEDROOM APARTMENT GROUND FLOOR

**APT. 201**

SOLARIUM		SOLARIUM		
TYPE C1 3 BEDROOM APT. 221		TYPE C1 3 BEDROOM APT. 223		
TYPE B1 3 BEDROOM APT. 211	TYPE A2 2 BEDROOM APT. 212	TYPE A1 3 BEDROOM APT. 213	TYPE A2 2 BEDROOM APT. 214	TYPE B1 3 BEDROOM APT. 215
TYPE B1 3 BEDROOM APT. 201	TYPE A2 2 BEDROOM APT. 202	TYPE A1 3 BEDROOM APT. 203	TYPE A2 2 BEDROOM APT. 204	TYPE B1 3 BEDROOM APT. 205
BASEMENT / PARKING				

### APARTMENT AREA

Hall	7,84 m <sup>2</sup>
Living room	24,70 m <sup>2</sup>
Kitchen	11,51 m <sup>2</sup>
Bedroom 1	9,58 m <sup>2</sup>
Bathroom 1	5,10 m <sup>2</sup>
Bedroom 2	10,04 m <sup>2</sup>
Master Bedroom	14,81 m <sup>2</sup>
Master Bathroom	5,10 m <sup>2</sup>
Terrace	35,82 m <sup>2</sup>
<hr/>	
Useful surface	124,50 m <sup>2</sup>
Garden	198,47 m <sup>2</sup>
Area decreto 218/2005 boja	97,55 m <sup>2</sup>
<b>TOTAL BUILT AREA</b>	<b>144,03 m<sup>2</sup></b>



# Block 2 GROUND FLOOR

**TYPE A2**

**2 BEDROOM APARTMENT**



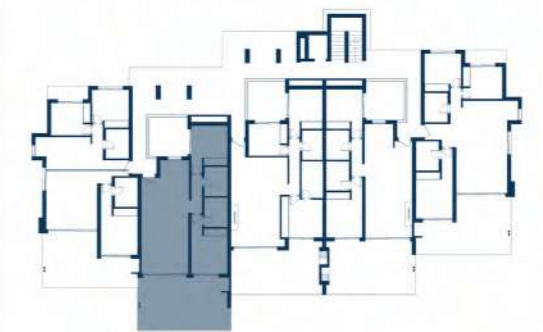
## 2 BEDROOM APARTMENT GROUND FLOOR

**APT. 202**

SOLARIUM		SOLARIUM		
TYPE C1 3 BEDROOM APT. 221		TYPE C1 3 BEDROOM APT. 223		
TYPE B1 3 BEDROOM APT. 211	TYPE A2 2 BEDROOM APT. 212	TYPE A1 3 BEDROOM APT. 213	TYPE A2 2 BEDROOM APT. 214	TYPE B1 3 BEDROOM APT. 215
TYPE B1 3 BEDROOM APT. 201	TYPE A2 2 BEDROOM APT. 202	TYPE A1 3 BEDROOM APT. 203	TYPE A2 2 BEDROOM APT. 204	TYPE B1 3 BEDROOM APT. 205
BASEMENT / PARKING				

### APARTMENT AREA

Hall	6,39 m <sup>2</sup>
Living room	26,24 m <sup>2</sup>
Kitchen	8,98 m <sup>2</sup>
Bedroom 1	11,47 m <sup>2</sup>
Bathroom 1	5,10 m <sup>2</sup>
Master Bedroom	13,52 m <sup>2</sup>
Master Bathroom	5,10 m <sup>2</sup>
Terrace	36,62 m <sup>2</sup>
<hr/>	
Useful surface	113,42 m <sup>2</sup>
Garden	26,86 m <sup>2</sup>
Area decreto 218/2005 boja	84,48 m <sup>2</sup>
<b>TOTAL BUILT AREA</b>	<b>129,59 m<sup>2</sup></b>



# Block 2

## GROUND FLOOR

TYPE A1

3 BEDROOM APARTMENT



## 3 BEDROOM APARTMENT GROUND FLOOR

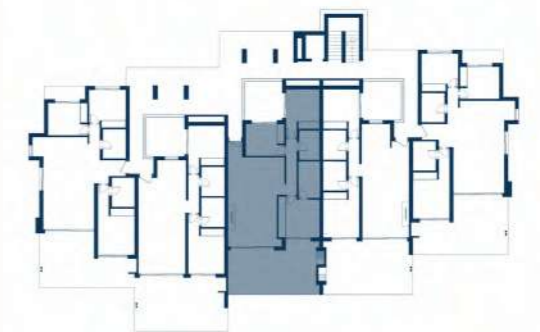
**APT. 203**

SOLARIUM		SOLARIUM	
TYPE C1 3 BEDROOM APT. 221		TYPE C1 3 BEDROOM APT. 223	
TYPE B1 3 BEDROOM APT. 211	TYPE A2 2 BEDROOM APT. 212	TYPE A1 3 BEDROOM APT. 213	TYPE A2 2 BEDROOM APT. 214
TYPE B1 3 BEDROOM APT. 201	TYPE A2 2 BEDROOM APT. 202	TYPE A1 3 BEDROOM APT. 203	TYPE A2 2 BEDROOM APT. 204
		TYPE B1 3 BEDROOM APT. 215	TYPE B1 3 BEDROOM APT. 205

BASEMENT / PARKING

### APARTMENT AREA

Hall	6,55 m <sup>2</sup>
Living room	19,43 m <sup>2</sup>
Kitchen	15,99 m <sup>2</sup>
Bedroom 1	10,69 m <sup>2</sup>
Bathroom 1	4,54 m <sup>2</sup>
Bedroom 2	9,30 m <sup>2</sup>
Master Bedroom	12,33 m <sup>2</sup>
Master Bathroom	5,92 m <sup>2</sup>
Terrace	33,11 m <sup>2</sup>
<hr/>	
Useful surface	117,86 m <sup>2</sup>
Garden	52,31 m <sup>2</sup>
Area decreto 218/2005 boja	93,23 m <sup>2</sup>
<b>TOTAL BUILT AREA</b>	<b>133,42 m<sup>2</sup></b>



# Block 2 GROUND FLOOR

## TYPE A2

### 2 BEDROOM APARTMENT



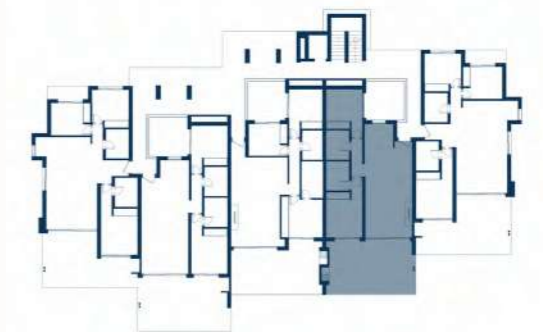
## 2 BEDROOM APARTMENT GROUND FLOOR

### APT. 204

SOLARIUM TYPE C1 3 BEDROOM APT. 221		SOLARIUM TYPE C1 3 BEDROOM APT. 223		
TYPE B1 3 BEDROOM APT. 211	TYPE A2 2 BEDROOM APT. 212	TYPE A1 3 BEDROOM APT. 213	TYPE A2 2 BEDROOM APT. 214	TYPE B1 3 BEDROOM APT. 215
TYPE B1 3 BEDROOM APT. 201	TYPE A2 2 BEDROOM APT. 202	TYPE A1 3 BEDROOM APT. 203	TYPE A2 2 BEDROOM APT. 204	TYPE B1 3 BEDROOM APT. 205
BASEMENT / PARKING				

### APARTMENT AREA

Hall	6,39 m <sup>2</sup>
Living room	26,24 m <sup>2</sup>
Kitchen	8,98 m <sup>2</sup>
Bedroom 1	11,47 m <sup>2</sup>
Bathroom 1	5,10 m <sup>2</sup>
Master Bedroom	13,52 m <sup>2</sup>
Master Bathroom	5,10 m <sup>2</sup>
Terrace	35,95 m <sup>2</sup>
<hr/>	
Useful surface	112,75 m <sup>2</sup>
Garden	49,68 m <sup>2</sup>
Area decreto 218/2005 boja	84,48 m <sup>2</sup>
<b>TOTAL BUILT AREA</b>	<b>128,38 m<sup>2</sup></b>



# Block 2 GROUND FLOOR

**TYPE B1**

**3 BEDROOM APARTMENT**



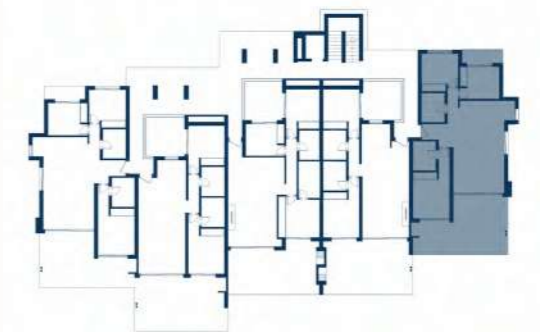
## 3 BEDROOM APARTMENT GROUND FLOOR

**APT. 205**

SOLARIUM TYPE C1 3 BEDROOM APT. 221		SOLARIUM TYPE C1 3 BEDROOM APT. 223		
TYPE B1 3 BEDROOM APT. 211	TYPE A2 2 BEDROOM APT. 212	TYPE A1 3 BEDROOM APT. 213	TYPE A2 2 BEDROOM APT. 214	TYPE B1 3 BEDROOM APT. 215
TYPE B1 3 BEDROOM APT. 201	TYPE A2 2 BEDROOM APT. 202	TYPE A1 3 BEDROOM APT. 203	TYPE A2 2 BEDROOM APT. 204	TYPE B1 3 BEDROOM APT. 205
BASEMENT / PARKING				

### APARTMENT AREA

Hall	7,84 m <sup>2</sup>
Living room	24,70 m <sup>2</sup>
Kitchen	11,51 m <sup>2</sup>
Bedroom 1	9,58 m <sup>2</sup>
Bathroom 1	5,10 m <sup>2</sup>
Bedroom 2	10,04 m <sup>2</sup>
Master Bedroom	14,81 m <sup>2</sup>
Master Bathroom	5,10 m <sup>2</sup>
Terrace	38,21 m <sup>2</sup>
<hr/>	
Useful surface	126,89 m <sup>2</sup>
Garden	183,64 m <sup>2</sup>
Area decreto 218/2005 boja	97,55 m <sup>2</sup>
<b>TOTAL BUILT AREA</b>	<b>146,42 m<sup>2</sup></b>



# Block 2 / FIRST FLOOR

## Apartments 211 - 215



### Block 2

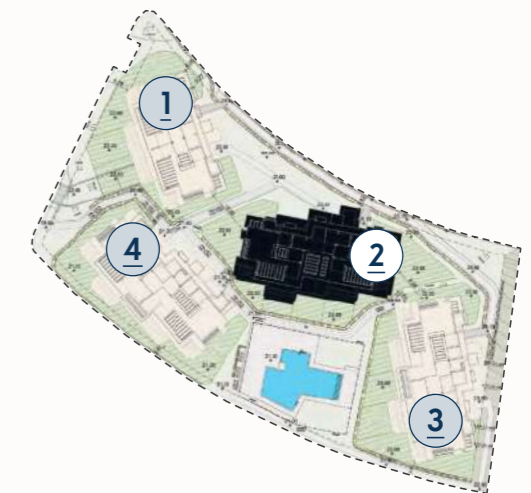
SOLARIUM		SOLARIUM		
TYPE C1 3 BEDROOM APT. 221		TYPE C1 3 BEDROOM APT. 223		
TYPE B1 3 BEDROOM APT. 211	TYPE A2 2 BEDROOM APT. 212	TYPE A1 3 BEDROOM APT. 213	TYPE A2 2 BEDROOM APT. 214	TYPE B1 3 BEDROOM APT. 215
TYPE B1 3 BEDROOM APT. 201	TYPE A2 2 BEDROOM APT. 202	TYPE A1 3 BEDROOM APT. 203	TYPE A2 2 BEDROOM APT. 204	TYPE B1 3 BEDROOM APT. 205

BASEMENT / PARKING

### TOTAL AREA

APT. N°	BEDS	BATHS	BUILT AREA M <sup>2</sup>	USEFUL AREA M <sup>2</sup>	TERRACE M <sup>2</sup>
211	3	2	137,54	114,99	26,31
212	2	2	124,71	106,84	30,04
213	3	2	126,59	111,03	26,28
214	2	2	122,67	106,08	29,28
215	3	2	137,54	114,99	26,31

1 PARKING SPACE & 1 STORAGE ROOM INCLUDED



# Block 2

## FIRST FLOOR

TYPE B1

3 BEDROOM APARTMENT



## 3 BEDROOM APARTMENT FIRST FLOOR

APT. 211

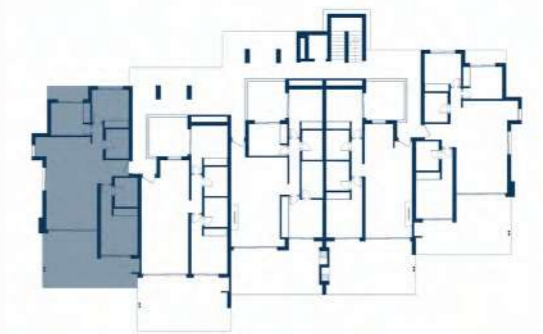
SOLARIUM		SOLARIUM		
TYPE C1 3 BEDROOM APT. 221		TYPE C1 3 BEDROOM APT. 223		
TYPE B1 3 BEDROOM APT. 211	TYPE A2 2 BEDROOM APT. 212	TYPE A1 3 BEDROOM APT. 213	TYPE A2 2 BEDROOM APT. 214	TYPE B1 3 BEDROOM APT. 215
TYPE B1 3 BEDROOM APT. 201	TYPE A2 2 BEDROOM APT. 202	TYPE A1 3 BEDROOM APT. 203	TYPE A2 2 BEDROOM APT. 204	TYPE B1 3 BEDROOM APT. 205

BASEMENT / PARKING

### APARTMENT AREA

Hall	7,84 m <sup>2</sup>
Living room	24,70 m <sup>2</sup>
Kitchen	11,51 m <sup>2</sup>
Bedroom 1	9,58 m <sup>2</sup>
Bathroom 1	5,10 m <sup>2</sup>
Bedroom 2	10,04 m <sup>2</sup>
Master Bedroom	14,81 m <sup>2</sup>
Master Bathroom	5,10 m <sup>2</sup>
Terrace	26,31 m <sup>2</sup>

Useful surface	114,99 m <sup>2</sup>
Area decreto 218/2005 boja	97,55 m <sup>2</sup>
<b>TOTAL BUILT AREA</b>	<b>137,54 m<sup>2</sup></b>



# Block 2 FIRST FLOOR

## TYPE A2

### 2 BEDROOM APARTMENT



## 2 BEDROOM APARTMENT FIRST FLOOR

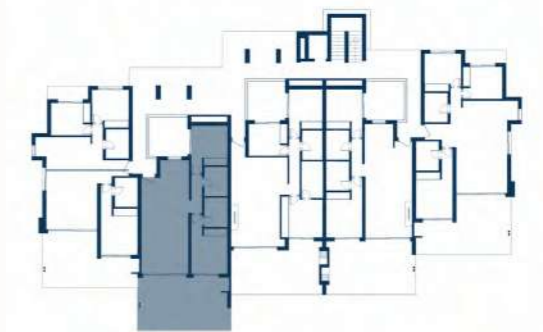
### APT. 212

SOLARIUM		SOLARIUM		
TYPE C1 3 BEDROOM APT. 221		TYPE C1 3 BEDROOM APT. 223		
TYPE B1 3 BEDROOM APT. 211	TYPE A2 2 BEDROOM APT. 212	TYPE A1 3 BEDROOM APT. 213	TYPE A2 2 BEDROOM APT. 214	TYPE B1 3 BEDROOM APT. 215
TYPE B1 3 BEDROOM APT. 201	TYPE A2 2 BEDROOM APT. 202	TYPE A1 3 BEDROOM APT. 203	TYPE A2 2 BEDROOM APT. 204	TYPE B1 3 BEDROOM APT. 205
BASEMENT / PARKING				

### APARTMENT AREA

Hall	6,39 m <sup>2</sup>
Living room	26,24 m <sup>2</sup>
Kitchen	8,98 m <sup>2</sup>
Bedroom 1	11,47 m <sup>2</sup>
Bathroom 1	5,10 m <sup>2</sup>
Master Bedroom	13,52 m <sup>2</sup>
Master Bathroom	5,10 m <sup>2</sup>
Terrace	30,04 m <sup>2</sup>

Useful surface	106,84 m <sup>2</sup>
Area decreto 218/2005 boja	84,48 m <sup>2</sup>
<b>TOTAL BUILT AREA</b>	<b>124,71 m<sup>2</sup></b>





# Block 2 FIRST FLOOR

TYPE A1

3 BEDROOM APARTMENT



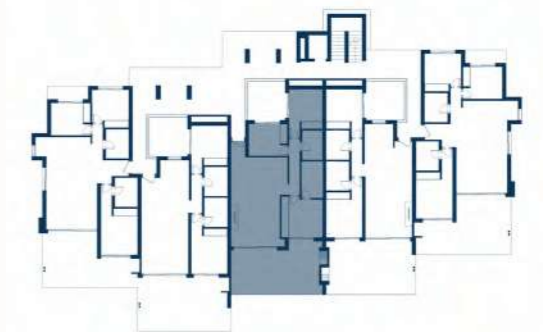
## 3 BEDROOM APARTMENT FIRST FLOOR

**APT. 213**

SOLARIUM		SOLARIUM		
TYPE C1 3 BEDROOM APT. 221		TYPE C1 3 BEDROOM APT. 223		
TYPE B1 3 BEDROOM APT. 211	TYPE A2 2 BEDROOM APT. 212	TYPE A1 3 BEDROOM APT. 213	TYPE A2 2 BEDROOM APT. 214	TYPE B1 3 BEDROOM APT. 215
TYPE B1 3 BEDROOM APT. 201	TYPE A2 2 BEDROOM APT. 202	TYPE A1 3 BEDROOM APT. 203	TYPE A2 2 BEDROOM APT. 204	TYPE B1 3 BEDROOM APT. 205
BASEMENT / PARKING				

### APARTMENT AREA

Hall	6,55 m <sup>2</sup>
Living room	19,43 m <sup>2</sup>
Kitchen	15,99 m <sup>2</sup>
Bedroom 1	10,69 m <sup>2</sup>
Bathroom 1	4,54 m <sup>2</sup>
Bedroom 2	9,30 m <sup>2</sup>
Master Bedroom	12,33 m <sup>2</sup>
Master Bathroom	5,92 m <sup>2</sup>
Terrace	26,28 m <sup>2</sup>
<hr/>	
Useful surface	111,03 m <sup>2</sup>
Area decreto 218/2005 boja	93,23 m <sup>2</sup>
<b>TOTAL BUILT AREA</b>	<b>126,59 m<sup>2</sup></b>



# Block 2 FIRST FLOOR

## TYPE A2

### 2 BEDROOM APARTMENT



## 2 BEDROOM APARTMENT FIRST FLOOR

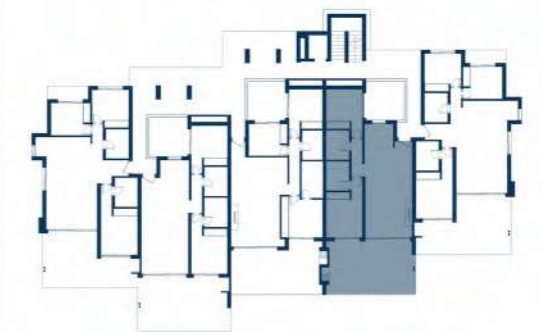
### APT. 214

SOLARIUM		SOLARIUM		
TYPE C1 3 BEDROOM APT. 221		TYPE C1 3 BEDROOM APT. 223		
TYPE B1 3 BEDROOM APT. 211	TYPE A2 2 BEDROOM APT. 212	TYPE A1 3 BEDROOM APT. 213	TYPE A2 2 BEDROOM APT. 214	TYPE B1 3 BEDROOM APT. 215
TYPE B1 3 BEDROOM APT. 201	TYPE A2 2 BEDROOM APT. 202	TYPE A1 3 BEDROOM APT. 203	TYPE A2 2 BEDROOM APT. 204	TYPE B1 3 BEDROOM APT. 205
BASEMENT / PARKING				

### APARTMENT AREA

Hall	6,39 m <sup>2</sup>
Living room	26,24 m <sup>2</sup>
Kitchen	8,98 m <sup>2</sup>
Bedroom 1	11,47 m <sup>2</sup>
Bathroom 1	5,10 m <sup>2</sup>
Master Bedroom	13,52 m <sup>2</sup>
Master Bathroom	5,10 m <sup>2</sup>
Terrace	29,28 m <sup>2</sup>

Useful surface	106,08 m <sup>2</sup>
Area decreto 218/2005 boja	84,48 m <sup>2</sup>
<b>TOTAL BUILT AREA</b>	<b>122,67 m<sup>2</sup></b>



# Block 2 FIRST FLOOR

**TYPE B1**

**3 BEDROOM APARTMENT**



## 3 BEDROOM APARTMENT FIRST FLOOR

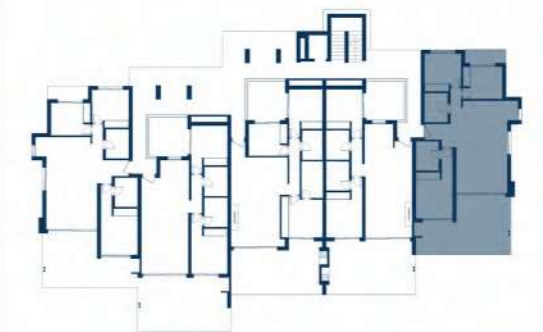
**APT. 215**

SOLARIUM TYPE C1 3 BEDROOM APT. 221		SOLARIUM TYPE C1 3 BEDROOM APT. 223		
TYPE B1 3 BEDROOM APT. 211	TYPE A2 2 BEDROOM APT. 212	TYPE A1 3 BEDROOM APT. 213	TYPE A2 2 BEDROOM APT. 214	TYPE B1 3 BEDROOM APT. 215
TYPE B1 3 BEDROOM APT. 201	TYPE A2 2 BEDROOM APT. 202	TYPE A1 3 BEDROOM APT. 203	TYPE A2 2 BEDROOM APT. 204	TYPE B1 3 BEDROOM APT. 205
BASEMENT / PARKING				

### APARTMENT AREA

Hall	7,84 m <sup>2</sup>
Living room	24,70 m <sup>2</sup>
Kitchen	11,51 m <sup>2</sup>
Bedroom 1	9,58 m <sup>2</sup>
Bathroom 1	5,10 m <sup>2</sup>
Bedroom 2	10,04 m <sup>2</sup>
Master Bedroom	14,81 m <sup>2</sup>
Master Bathroom	5,10 m <sup>2</sup>
Terrace	26,31 m <sup>2</sup>

Useful surface	114,99 m <sup>2</sup>
Area decreto 218/2005 boja	97,55 m <sup>2</sup>
<b>TOTAL BUILT AREA</b>	<b>137,54 m<sup>2</sup></b>



# Block 2 / SECOND FLOOR

## Penthouse 221 - 223



### Block 2

SOLARIUM		SOLARIUM	
TYPE C1 3 BEDROOM APT. 221		TYPE C1 3 BEDROOM APT. 223	
TYPE B1 3 BEDROOM APT. 211	TYPE A2 2 BEDROOM APT. 212	TYPE A1 3 BEDROOM APT. 213	TYPE A2 2 BEDROOM APT. 214
TYPE B1 3 BEDROOM APT. 201	TYPE A2 2 BEDROOM APT. 202	TYPE A1 3 BEDROOM APT. 203	TYPE A2 2 BEDROOM APT. 204
TYPE B1 3 BEDROOM APT. 215			
TYPE B1 3 BEDROOM APT. 205			
BASEMENT / PARKING			

### TOTAL AREA

APT. Nº	BEDS	BATHS	BUILT AREA M²	USEFUL AREA M²	TERRACE M²
221	3	2	396,20	343,80	127,92
223	3	2	383,78	330,64	117,36

2 PARKING SPACES & 1 STORAGE ROOM INCLUDED



# Block 2 / SOLARIUM

Penthouse 221 - 223



## Block 2

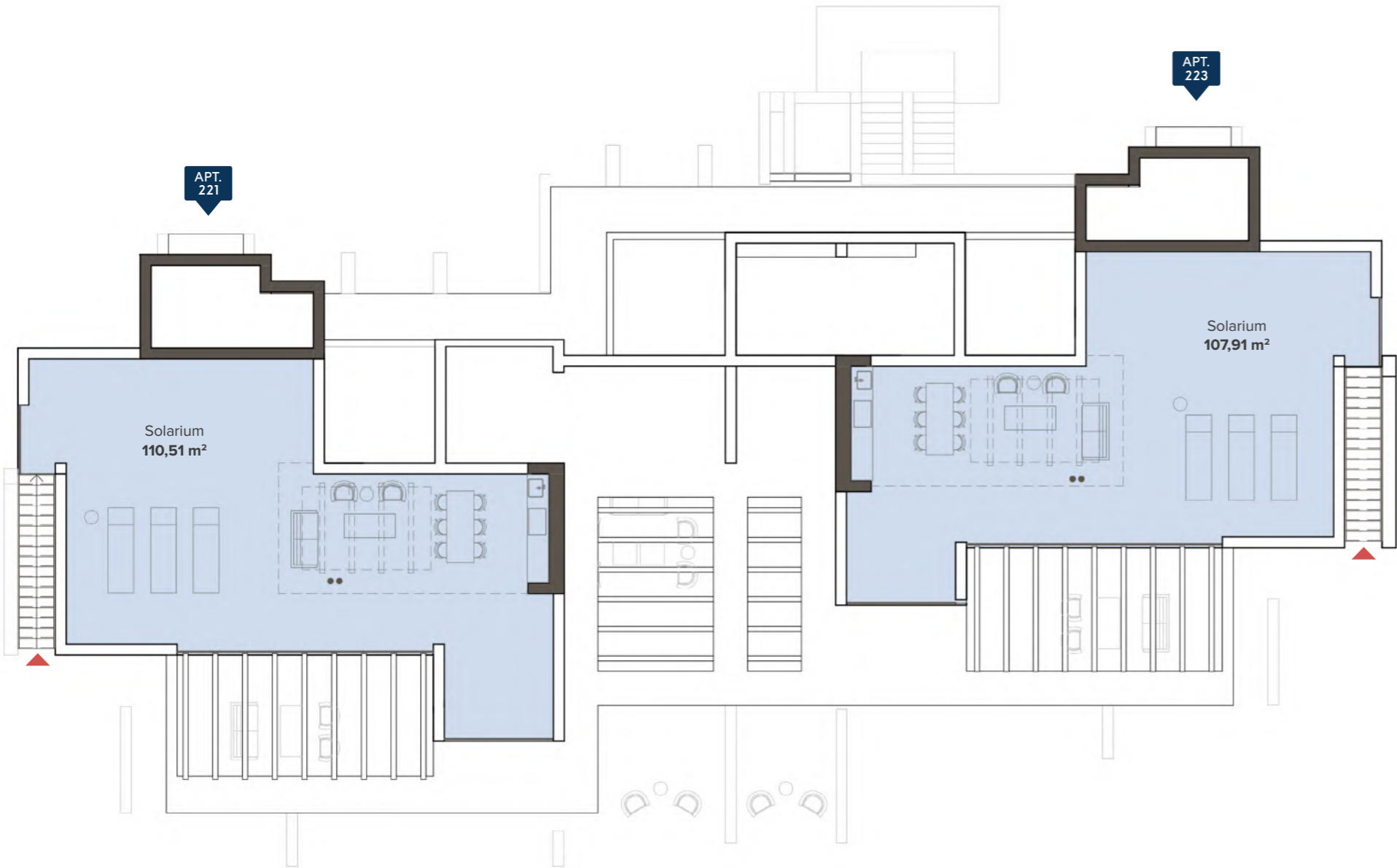
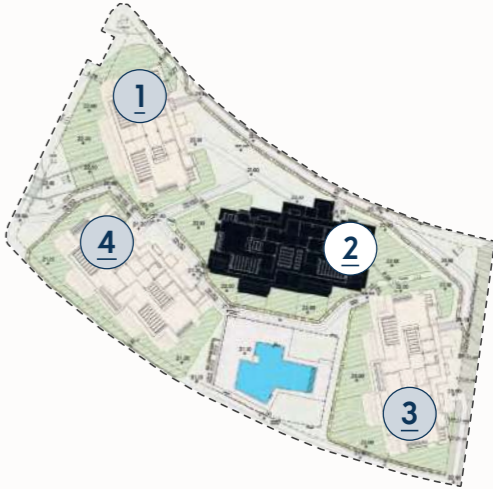
SOLARIUM		SOLARIUM		
TYPE C1 3 BEDROOM APT. 221		TYPE C1 3 BEDROOM APT. 223		
TYPE B1 3 BEDROOM APT. 211	TYPE A2 2 BEDROOM APT. 212	TYPE A1 3 BEDROOM APT. 213	TYPE A2 2 BEDROOM APT. 214	TYPE B1 3 BEDROOM APT. 215
TYPE B1 3 BEDROOM APT. 201	TYPE A2 2 BEDROOM APT. 202	TYPE A1 3 BEDROOM APT. 203	TYPE A2 2 BEDROOM APT. 204	TYPE B1 3 BEDROOM APT. 205

BASEMENT / PARKING

### TOTAL AREA

APT. Nº	BEDS	BATHS	BUILT AREA M <sup>2</sup>	USEFUL AREA M <sup>2</sup>	SOLARIUM M <sup>2</sup>
221	3	2	396,20	343,80	110,51
223	3	2	383,78	330,64	107,91

2 PARKING SPACES & 1 STORAGE ROOM INCLUDED



# Block 2 SECOND FLOOR

TYPE C1

3 BEDROOM PENTHOUSE



## 3 BEDROOM PENTHOUSE SECOND FLOOR

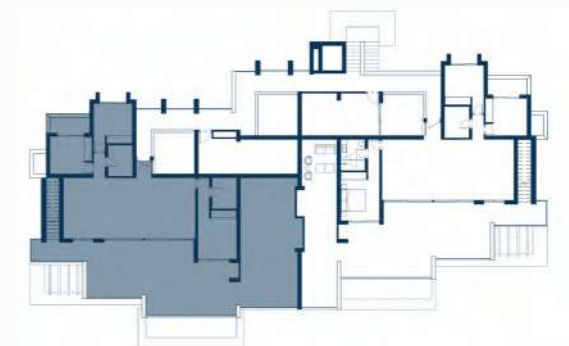
**APT. 221**

SOLARIUM TYPE C1 3 BEDROOM APT. 221		SOLARIUM TYPE C1 3 BEDROOM APT. 223		
TYPE B1 3 BEDROOM APT. 211	TYPE A2 2 BEDROOM APT. 212	TYPE A1 3 BEDROOM APT. 213	TYPE A2 2 BEDROOM APT. 214	TYPE B1 3 BEDROOM APT. 215
TYPE B1 3 BEDROOM APT. 201	TYPE A2 2 BEDROOM APT. 202	TYPE A1 3 BEDROOM APT. 203	TYPE A2 2 BEDROOM APT. 204	TYPE B1 3 BEDROOM APT. 205
BASEMENT / PARKING				

### APARTMENT AREA

Hall	3,88 m <sup>2</sup>
Living room	41,93 m <sup>2</sup>
Kitchen	12,50 m <sup>2</sup>
Bedroom 1	10,47 m <sup>2</sup>
Bathroom 1	5,10 m <sup>2</sup>
Bedroom 2	11,13 m <sup>2</sup>
Master Bedroom	15,26 m <sup>2</sup>
Master Bathroom	5,10 m <sup>2</sup>
Terrace	127,92 m <sup>2</sup>

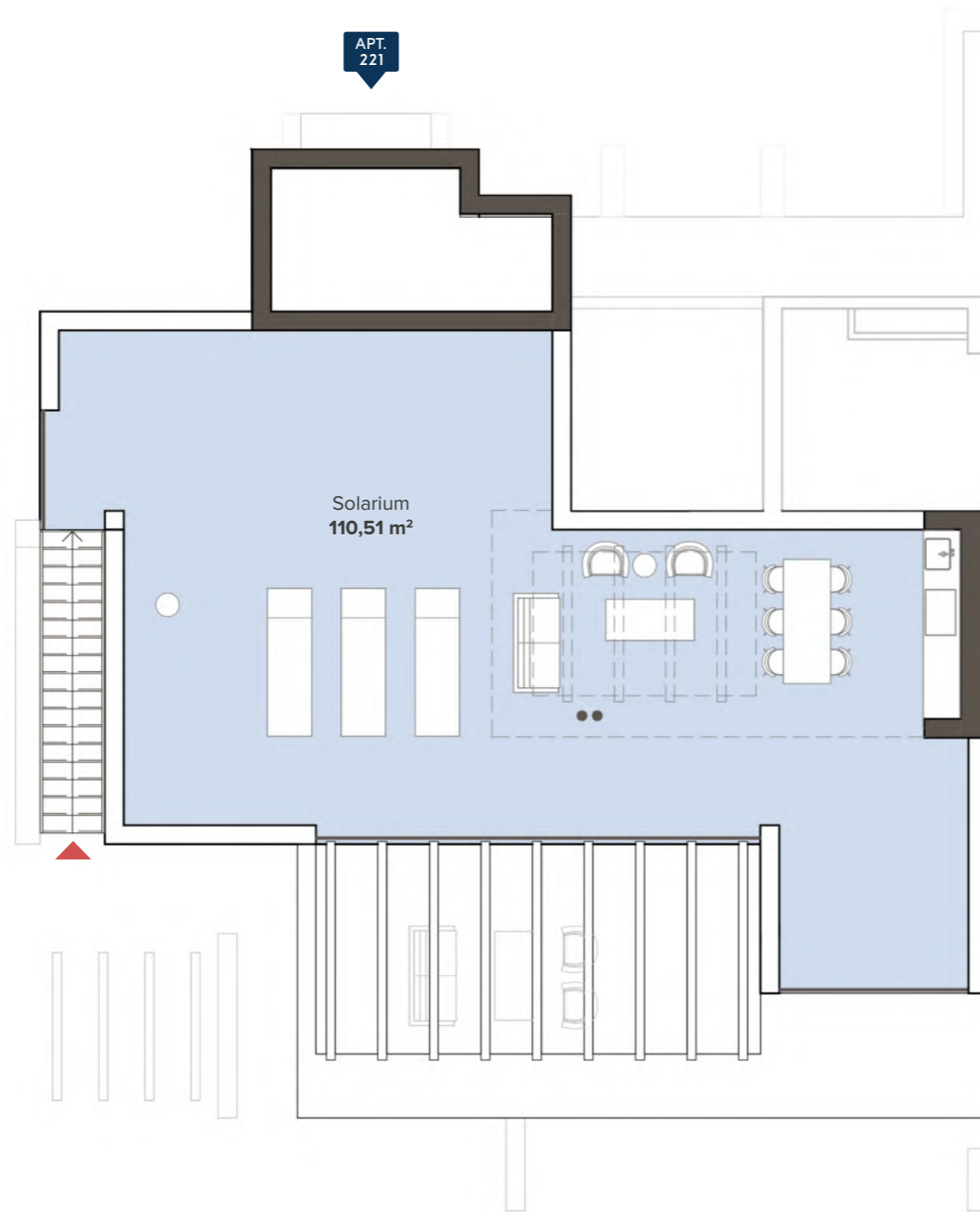
Useful surface	343,80 m <sup>2</sup>
Solarium	110,51 m <sup>2</sup>
Area decreto 218/2005 boja	115,91 m <sup>2</sup>
<b>TOTAL BUILT AREA</b>	<b>396,20 m<sup>2</sup></b>



# Block 2 SOLARIUM

TYPE C1

3 BEDROOM PENTHOUSE



## 3 BEDROOM PENTHOUSE SECOND FLOOR

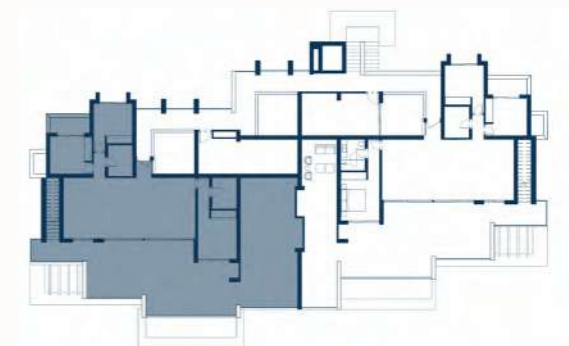
**APT. 221**

SOLARIUM TYPE C1 3 BEDROOM APT. 221		SOLARIUM TYPE C1 3 BEDROOM APT. 223		
TYPE B1 3 BEDROOM APT. 211	TYPE A2 2 BEDROOM APT. 212	TYPE A1 3 BEDROOM APT. 213	TYPE A2 2 BEDROOM APT. 214	TYPE B1 3 BEDROOM APT. 215
TYPE B1 3 BEDROOM APT. 201	TYPE A2 2 BEDROOM APT. 202	TYPE A1 3 BEDROOM APT. 203	TYPE A2 2 BEDROOM APT. 204	TYPE B1 3 BEDROOM APT. 205
BASEMENT / PARKING				

### APARTMENT AREA

Hall	3,88 m <sup>2</sup>
Living room	41,93 m <sup>2</sup>
Kitchen	12,50 m <sup>2</sup>
Bedroom 1	10,47 m <sup>2</sup>
Bathroom 1	5,10 m <sup>2</sup>
Bedroom 2	11,13 m <sup>2</sup>
Master Bedroom	15,26 m <sup>2</sup>
Master Bathroom	5,10 m <sup>2</sup>
Terrace	127,92 m <sup>2</sup>

Useful surface	343,80 m <sup>2</sup>
Solarium	110,51 m <sup>2</sup>
Area decreto 218/2005 boja	115,91 m <sup>2</sup>
<b>TOTAL BUILT AREA</b>	<b>396,20 m<sup>2</sup></b>



# Block 2 SECOND FLOOR

TYPE C1

3 BEDROOM PENTHOUSE



## 3 BEDROOM PENTHOUSE SECOND FLOOR

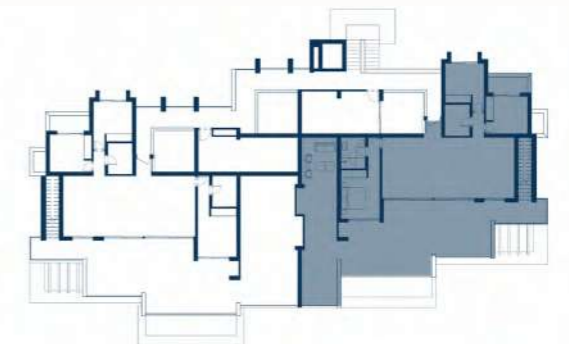
**APT. 223**

SOLARIUM		SOLARIUM	
TYPE C1 3 BEDROOM APT. 221		TYPE C1 3 BEDROOM APT. 223	
TYPE B1 3 BEDROOM APT. 211	TYPE A2 2 BEDROOM APT. 212	TYPE A1 3 BEDROOM APT. 213	TYPE A2 2 BEDROOM APT. 214
TYPE B1 3 BEDROOM APT. 201	TYPE A2 2 BEDROOM APT. 202	TYPE A1 3 BEDROOM APT. 203	TYPE A2 2 BEDROOM APT. 204
			TYPE B1 3 BEDROOM APT. 215
BASEMENT / PARKING			

### APARTMENT AREA

Hall	3,88 m <sup>2</sup>
Living room	41,93 m <sup>2</sup>
Kitchen	12,50 m <sup>2</sup>
Bedroom 1	10,47 m <sup>2</sup>
Bathroom 1	5,10 m <sup>2</sup>
Bedroom 2	11,13 m <sup>2</sup>
Master Bedroom	15,26 m <sup>2</sup>
Master Bathroom	5,10 m <sup>2</sup>
Terrace	117,36 m <sup>2</sup>

Useful surface	330,64 m <sup>2</sup>
Solarium	107,91 m <sup>2</sup>
Area decreto 218/2005 boja	115,91 m <sup>2</sup>
<b>TOTAL BUILT AREA</b>	<b>383,78 m<sup>2</sup></b>

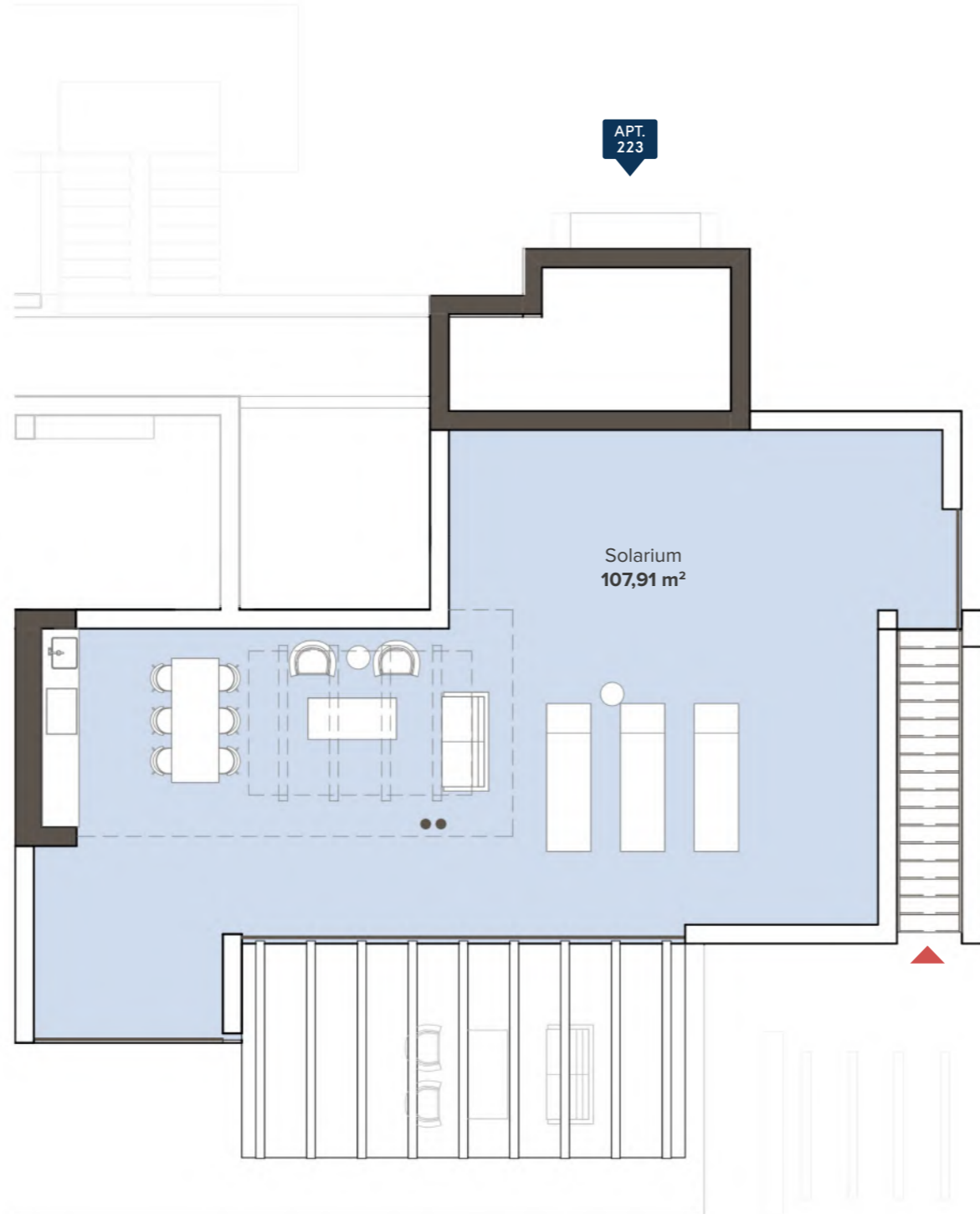




# Block 2 SOLARIUM

TYPE C1

3 BEDROOM PENTHOUSE



## 3 BEDROOM PENTHOUSE SECOND FLOOR

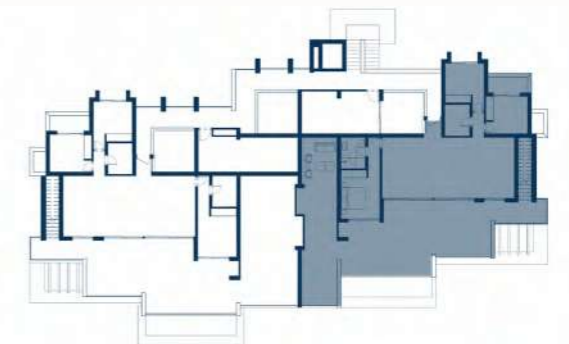
**APT. 223**

SOLARIUM		SOLARIUM		
TYPE C1 3 BEDROOM APT. 221		TYPE C1 3 BEDROOM APT. 223		
TYPE B1 3 BEDROOM APT. 211	TYPE A2 2 BEDROOM APT. 212	TYPE A1 3 BEDROOM APT. 213	TYPE A2 2 BEDROOM APT. 214	TYPE B1 3 BEDROOM APT. 215
TYPE B1 3 BEDROOM APT. 201	TYPE A2 2 BEDROOM APT. 202	TYPE A1 3 BEDROOM APT. 203	TYPE A2 2 BEDROOM APT. 204	TYPE B1 3 BEDROOM APT. 205
BASEMENT / PARKING				

### APARTMENT AREA

Hall	3,88 m <sup>2</sup>
Living room	41,93 m <sup>2</sup>
Kitchen	12,50 m <sup>2</sup>
Bedroom 1	10,47 m <sup>2</sup>
Bathroom 1	5,10 m <sup>2</sup>
Bedroom 2	11,13 m <sup>2</sup>
Master Bedroom	15,26 m <sup>2</sup>
Master Bathroom	5,10 m <sup>2</sup>
Terrace	117,36 m <sup>2</sup>

Useful surface	330,64 m <sup>2</sup>
Solarium	107,91 m <sup>2</sup>
Area decreto 218/2005 boja	115,91 m <sup>2</sup>
<b>TOTAL BUILT AREA</b>	<b>383,78 m<sup>2</sup></b>





Sunway

R E S I D E N C E



FLOOR PLANS / BLOCK 3

Here comes the Sun ...

  
Sunway  
RESIDENCE











— Block 3 —

APARTMENT TYPE					SURFACES						
	Nº APART.	TYPE	BEDROOMS	BATHROOMS	BUILT M <sup>2</sup>	USEFUL AREA M <sup>2</sup>	TOTAL TERRACE M <sup>2</sup>	SOLARIUM M <sup>2</sup>	PARKING + STORAGE	PARKING	STORAGE
GROUND FLOOR	301	TYPE B1	3	2	146,42	126,89	38,21	—	1 space + 1 storage	8	7
	302	TYPE A2	2	2	128,38	112,75	35,95	—	1 space + 1 storage	7	6
	303	TYPE A1	3	2	133,42	117,86	33,11	—	1 space + 1 storage	6	5
	304	TYPE A2	2	2	129,59	113,42	36,62	—	1 space + 1 storage	5	4
	305	TYPE B1	3	2	144,03	124,50	35,82	—	1 space + 1 storage	4	13
FIRST FLOOR	311	TYPE B1	3	2	137,54	114,99	26,31	—	1 space + 1 storage	12	10
	312	TYPE A2	2	2	122,67	106,08	29,28	—	1 space + 1 storage	13	11
	313	TYPE A1	3	2	126,59	111,03	26,28	—	1 space + 1 storage	3	3
	314	TYPE A2	2	2	124,72	106,84	30,04	—	1 space + 1 storage	2	2
	315	TYPE B1	3	2	137,54	114,99	26,31	—	1 space + 1 storage	1	1
SECOND FLOOR	321	TYPE C1	3	2	374,83	325,93	75,52	145,04	2 spaces + 1 storage	10/11	8
	322	TYPE A1	3	2	129,58	111,44	26,69	—	1 space + 1 storage	9	9
	323	TYPE C1	3	2	378,05	329,03	75,82	147,85	2 spaces + 1 storage	14/15	12



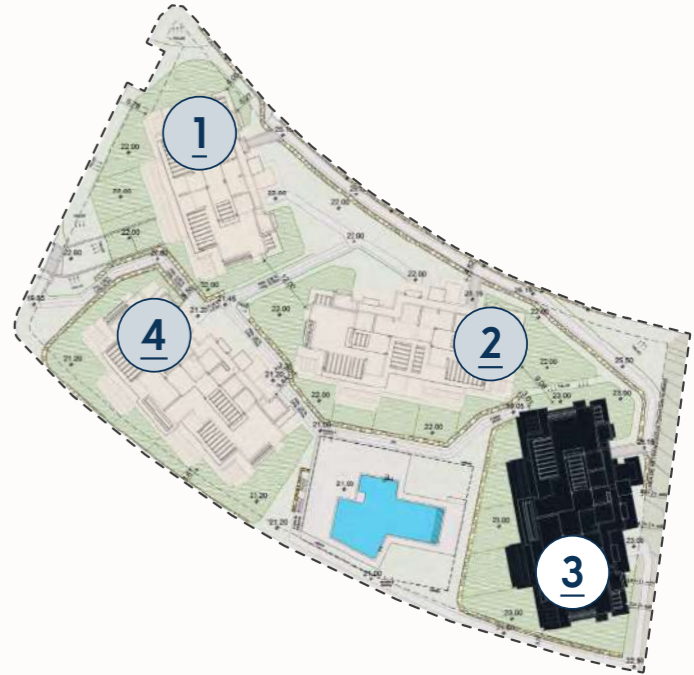
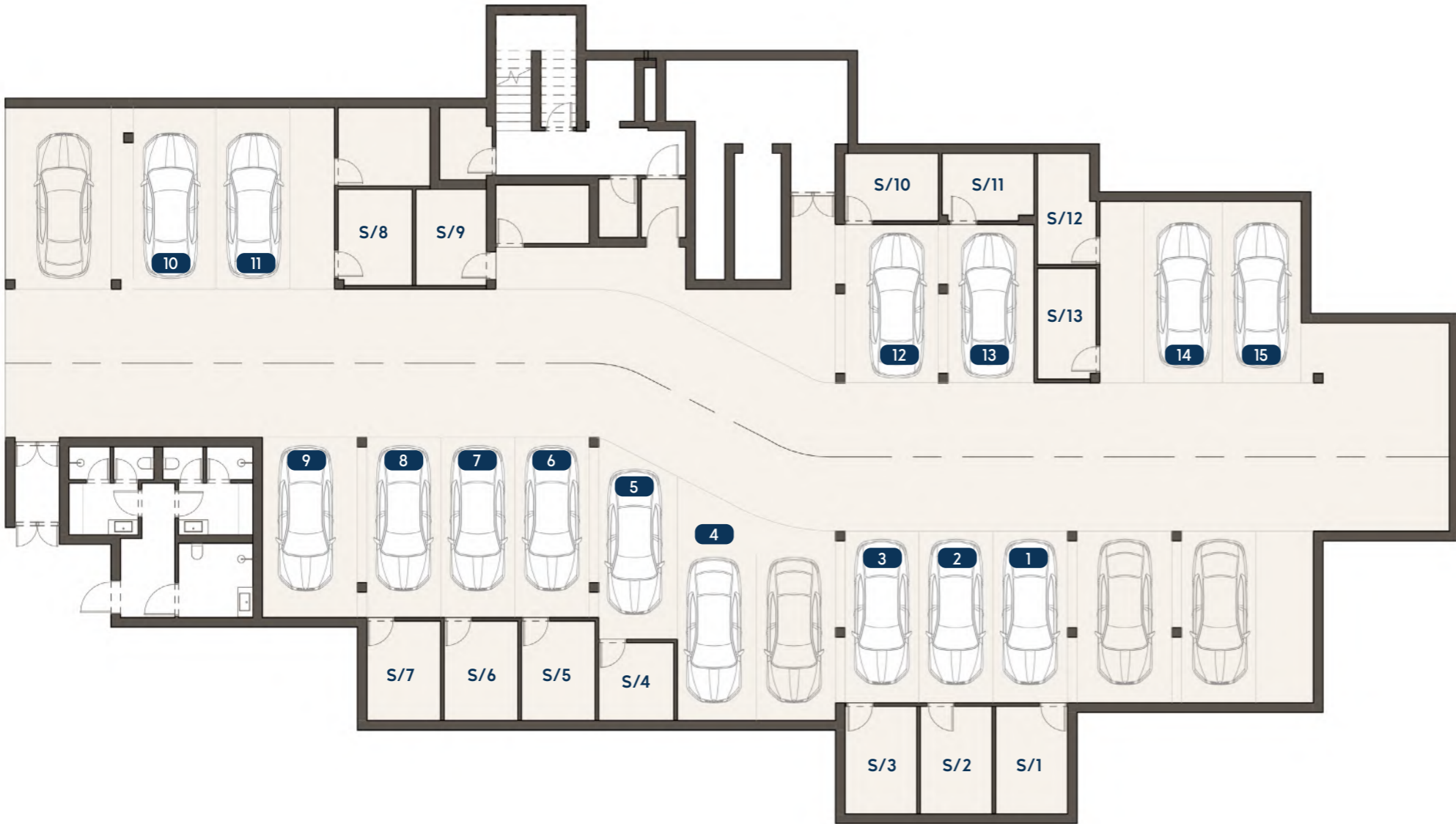
# Block 3 / BASEMENT

## Parking



### Block 3

SOLARIUM		SOLARIUM		
TYPE C1 3 BEDROOM APT. 321	TYPE A2 2 BEDROOM APT. 312	TYPE A1 3 BEDROOM APT. 322	TYPE C1 3 BEDROOM APT. 323	
TYPE B1 3 BEDROOM APT. 311	TYPE A2 2 BEDROOM APT. 302	TYPE A1 3 BEDROOM APT. 303	TYPE A2 2 BEDROOM APT. 304	TYPE B1 3 BEDROOM APT. 305
BASEMENT / PARKING				



# Block 3 / GROUND FLOOR

Apartments 301 - 305



## Block 3

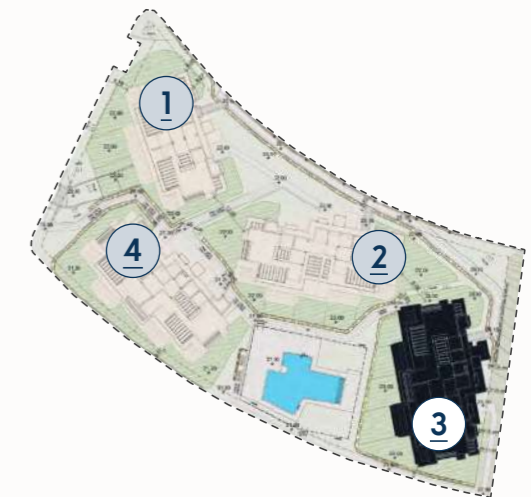
SOLARIUM		SOLARIUM		
TYPE C1 3 BEDROOM APT. 321	TYPE A2 2 BEDROOM APT. 312	TYPE A1 3 BEDROOM APT. 322	TYPE A2 2 BEDROOM APT. 314	TYPE C1 3 BEDROOM APT. 323
TYPE B1 3 BEDROOM APT. 311	TYPE A2 2 BEDROOM APT. 302	TYPE A1 3 BEDROOM APT. 303	TYPE A2 2 BEDROOM APT. 304	TYPE B1 3 BEDROOM APT. 315
TYPE B1 3 BEDROOM APT. 301	TYPE A2 2 BEDROOM APT. 302	TYPE A1 3 BEDROOM APT. 303	TYPE A2 2 BEDROOM APT. 304	TYPE B1 3 BEDROOM APT. 305

BASEMENT / PARKING

### TOTAL AREA

APT. N°	BEDS	BATHS	BUILT AREA M <sup>2</sup>	USEFUL AREA M <sup>2</sup>	TERRACE M <sup>2</sup>	GARDEN M <sup>2</sup>
301	3	2	146,42	126,89	38,21	137,37
302	2	2	128,38	112,75	35,95	41,09
303	3	2	133,42	117,86	33,11	68,22
304	2	2	129,59	113,42	36,62	69,36
305	3	2	144,03	124,50	35,82	173,94

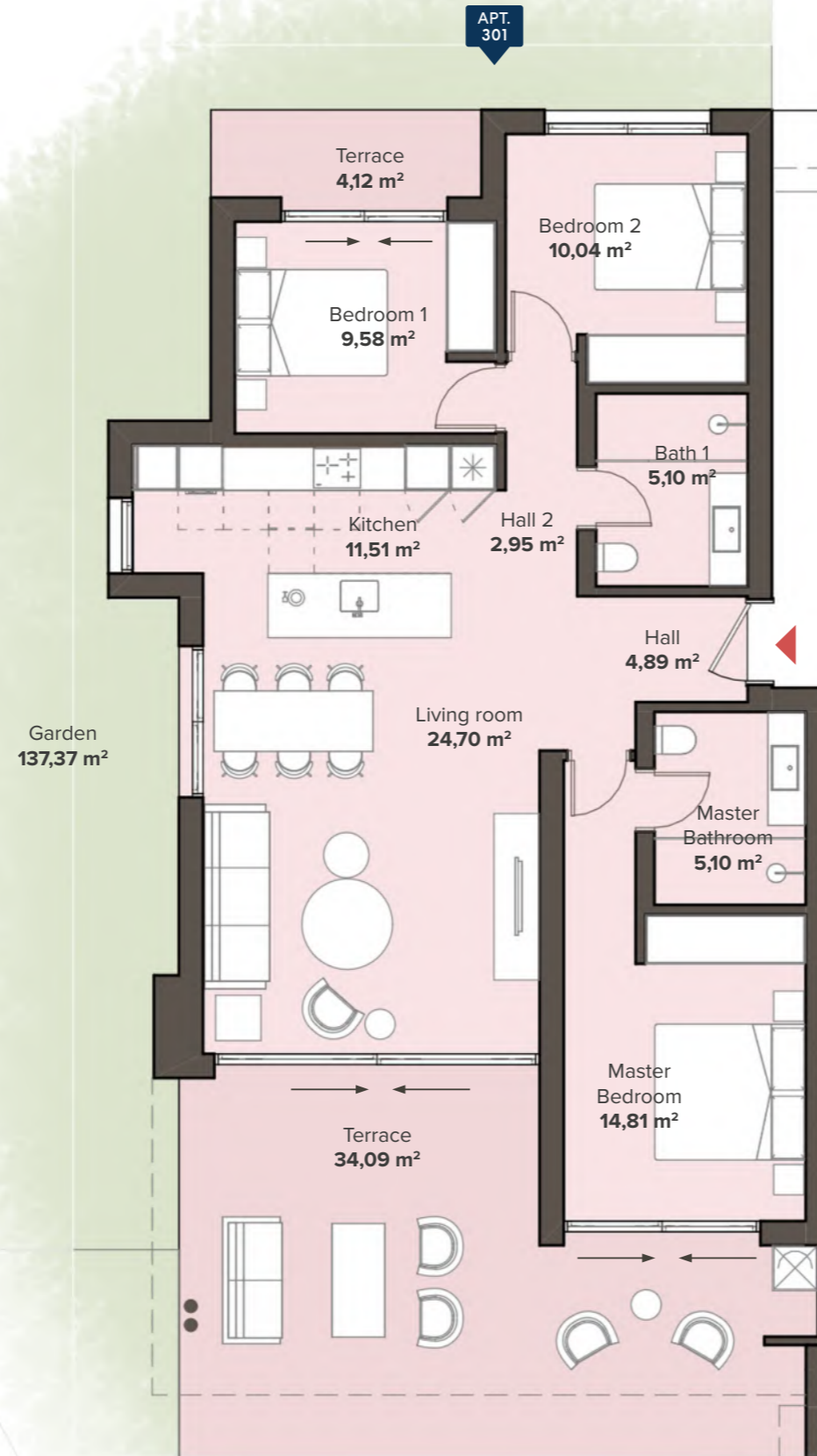
1 PARKING SPACE & 1 STORAGE ROOM INCLUDED



# Block 3 GROUND FLOOR

**TYPE B1**

**3 BEDROOM APARTMENT**



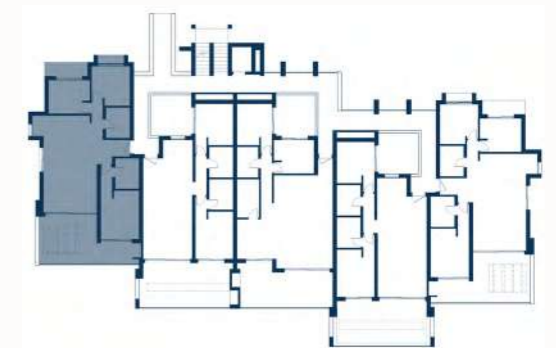
## 3 BEDROOM APARTMENT GROUND FLOOR

**APT. 301**

SOLARIUM		SOLARIUM		
TYPE C1 3 BEDROOM APT. 321	TYPE A1 3 BEDROOM APT. 322	TYPE C1 3 BEDROOM APT. 323		
TYPE B1 3 BEDROOM APT. 311	TYPE A2 2 BEDROOM APT. 312	TYPE A1 3 BEDROOM APT. 313	TYPE A2 2 BEDROOM APT. 314	TYPE B1 3 BEDROOM APT. 315
TYPE B1 3 BEDROOM APT. 301	TYPE A2 2 BEDROOM APT. 302	TYPE A1 3 BEDROOM APT. 303	TYPE A2 2 BEDROOM APT. 304	TYPE B1 3 BEDROOM APT. 305
BASEMENT / PARKING				

### APARTMENT AREA

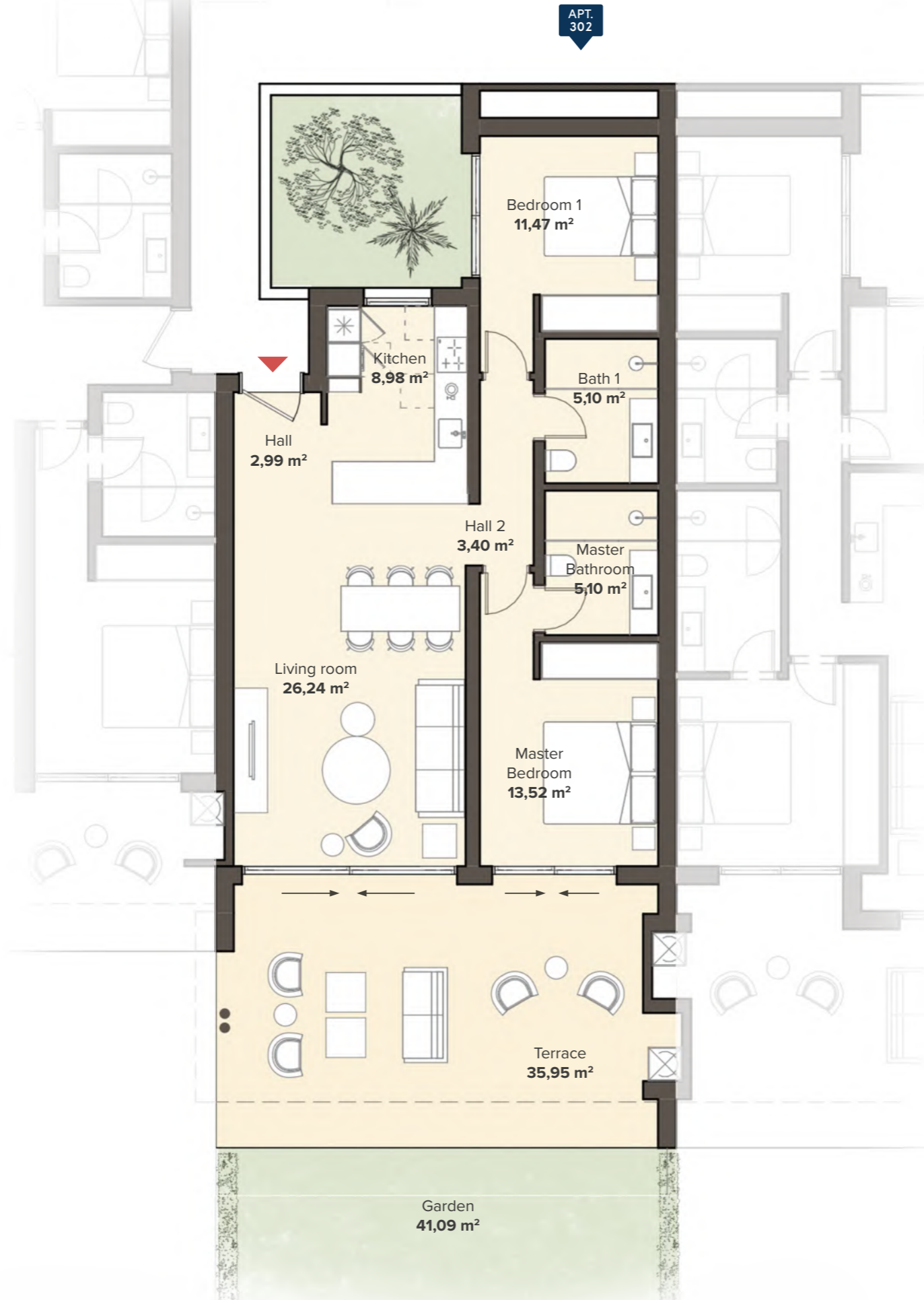
Hall	7,84 m <sup>2</sup>
Living room	24,70 m <sup>2</sup>
Kitchen	11,51 m <sup>2</sup>
Bedroom 1	9,58 m <sup>2</sup>
Bathroom 1	5,10 m <sup>2</sup>
Bedroom 2	10,04 m <sup>2</sup>
Master Bedroom	14,81 m <sup>2</sup>
Master Bathroom	5,10 m <sup>2</sup>
Terrace	38,21 m <sup>2</sup>
<hr/>	
Useful surface	126,89 m <sup>2</sup>
Garden	137,37 m <sup>2</sup>
Area decreto 218/2005 boja	97,55 m <sup>2</sup>
<b>TOTAL BUILT AREA</b>	<b>146,42 m<sup>2</sup></b>



# Block 3 GROUND FLOOR

**TYPE A2**

**2 BEDROOM APARTMENT**



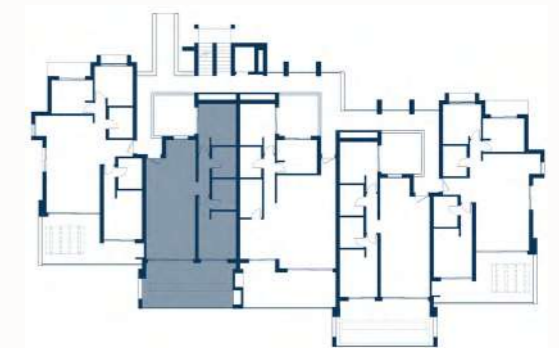
## 2 BEDROOM APARTMENT GROUND FLOOR

**APT. 302**

SOLARIUM		SOLARIUM	
TYPE C1 3 BEDROOM APT. 321	TYPE A1 3 BEDROOM APT. 322	TYPE C1 3 BEDROOM APT. 323	
TYPE B1 3 BEDROOM APT. 311	TYPE A2 2 BEDROOM APT. 312	TYPE A1 3 BEDROOM APT. 313	TYPE A2 2 BEDROOM APT. 314
TYPE B1 3 BEDROOM APT. 301	TYPE A2 2 BEDROOM APT. 302	TYPE A1 3 BEDROOM APT. 303	TYPE A2 2 BEDROOM APT. 304
			TYPE B1 3 BEDROOM APT. 305
BASEMENT / PARKING			

### APARTMENT AREA

Hall	6,39 m <sup>2</sup>
Living room	26,24 m <sup>2</sup>
Kitchen	8,98 m <sup>2</sup>
Bedroom 1	11,47 m <sup>2</sup>
Bathroom 1	5,10 m <sup>2</sup>
Master Bedroom	13,52 m <sup>2</sup>
Master Bathroom	5,10 m <sup>2</sup>
Terrace	35,95 m <sup>2</sup>
<hr/>	
Useful surface	112,75 m <sup>2</sup>
Garden	41,09 m <sup>2</sup>
Area decreto 218/2005 boja	84,48 m <sup>2</sup>
<b>TOTAL BUILT AREA</b>	<b>128,38 m<sup>2</sup></b>



# Block 3 GROUND FLOOR

TYPE A1

3 BEDROOM APARTMENT



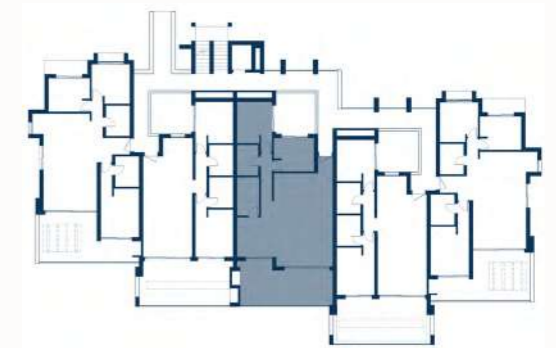
## 3 BEDROOM APARTMENT GROUND FLOOR

**APT. 303**

SOLARIUM		SOLARIUM		
TYPE C1 3 BEDROOM APT. 321	TYPE A1 3 BEDROOM APT. 322	TYPE C1 3 BEDROOM APT. 323		
TYPE B1 3 BEDROOM APT. 311	TYPE A2 2 BEDROOM APT. 312	TYPE A1 3 BEDROOM APT. 313	TYPE A2 2 BEDROOM APT. 314	TYPE B1 3 BEDROOM APT. 315
TYPE B1 3 BEDROOM APT. 301	TYPE A2 2 BEDROOM APT. 302	TYPE A1 3 BEDROOM APT. 303	TYPE A2 2 BEDROOM APT. 304	TYPE B1 3 BEDROOM APT. 305
BASEMENT / PARKING				

### APARTMENT AREA

Hall	6,55 m <sup>2</sup>
Living room	19,43 m <sup>2</sup>
Kitchen	15,99 m <sup>2</sup>
Bedroom 1	10,69 m <sup>2</sup>
Bathroom 1	4,54 m <sup>2</sup>
Bedroom 2	9,30 m <sup>2</sup>
Master Bedroom	12,33 m <sup>2</sup>
Master Bathroom	5,92 m <sup>2</sup>
Terrace	33,11 m <sup>2</sup>
<hr/>	
Useful surface	117,86 m <sup>2</sup>
Garden	68,22 m <sup>2</sup>
Area decreto 218/2005 boja	93,23 m <sup>2</sup>
<b>TOTAL BUILT AREA</b>	<b>133,42 m<sup>2</sup></b>



# Block 3 GROUND FLOOR

## TYPE A2

### 2 BEDROOM APARTMENT



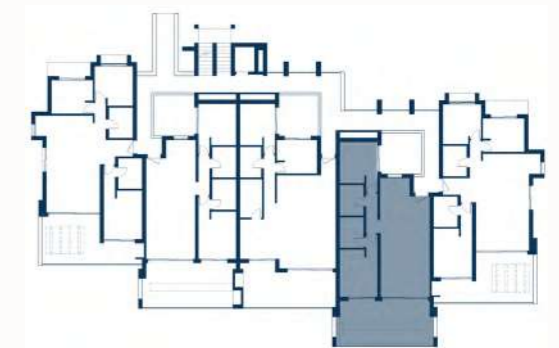
## 2 BEDROOM APARTMENT GROUND FLOOR

### APT. 304

SOLARIUM		SOLARIUM	
TYPE C1 3 BEDROOM APT. 321	TYPE A1 3 BEDROOM APT. 322	TYPE C1 3 BEDROOM APT. 323	
TYPE B1 3 BEDROOM APT. 311	TYPE A2 2 BEDROOM APT. 312	TYPE A1 3 BEDROOM APT. 313	TYPE A2 2 BEDROOM APT. 314
TYPE B1 3 BEDROOM APT. 301	TYPE A2 2 BEDROOM APT. 302	TYPE A1 3 BEDROOM APT. 303	TYPE A2 2 BEDROOM APT. 304
			TYPE B1 3 BEDROOM APT. 315
BASEMENT / PARKING			

### APARTMENT AREA

Hall	6,39 m <sup>2</sup>
Living room	26,24 m <sup>2</sup>
Kitchen	8,98 m <sup>2</sup>
Bedroom 1	11,47 m <sup>2</sup>
Bathroom 1	5,10 m <sup>2</sup>
Master Bedroom	13,52 m <sup>2</sup>
Master Bathroom	5,10 m <sup>2</sup>
Terrace	36,62 m <sup>2</sup>
<hr/>	
Useful surface	113,42 m <sup>2</sup>
Garden	69,36 m <sup>2</sup>
Area decreto 218/2005 boja	84,48 m <sup>2</sup>
<b>TOTAL BUILT AREA</b>	<b>129,59 m<sup>2</sup></b>



# Block 3 GROUND FLOOR

**TYPE B1**

**3 BEDROOM APARTMENT**



## 3 BEDROOM APARTMENT GROUND FLOOR

**APT. 305**

SOLARIUM		SOLARIUM		
TYPE C1 3 BEDROOM APT. 321	TYPE A2 2 BEDROOM APT. 312	TYPE A1 3 BEDROOM APT. 322	TYPE C1 3 BEDROOM APT. 323	TYPE B1 3 BEDROOM APT. 315
TYPE B1 3 BEDROOM APT. 311	TYPE A2 2 BEDROOM APT. 312	TYPE A1 3 BEDROOM APT. 313	TYPE A2 2 BEDROOM APT. 314	TYPE B1 3 BEDROOM APT. 315
TYPE B1 3 BEDROOM APT. 301	TYPE A2 2 BEDROOM APT. 302	TYPE A1 3 BEDROOM APT. 303	TYPE A2 2 BEDROOM APT. 304	TYPE B1 3 BEDROOM APT. 305

BASEMENT / PARKING

### APARTMENT AREA

Hall	7,84 m <sup>2</sup>
Living room	24,70 m <sup>2</sup>
Kitchen	11,51 m <sup>2</sup>
Bedroom 1	9,58 m <sup>2</sup>
Bathroom 1	5,10 m <sup>2</sup>
Bedroom 2	10,04 m <sup>2</sup>
Master Bedroom	14,81 m <sup>2</sup>
Master Bathroom	5,10 m <sup>2</sup>
Terrace	35,82 m <sup>2</sup>
<b>Useful surface</b>	<b>124,50 m<sup>2</sup></b>
Garden	173,94 m <sup>2</sup>
Area decreto 218/2005 boja	97,55 m <sup>2</sup>
<b>TOTAL BUILT AREA</b>	<b>144,03 m<sup>2</sup></b>



# Block 3 / FIRST FLOOR

## Apartments 311 - 315



### Block 3

SOLARIUM		SOLARIUM		
TYPE C1 3 BEDROOM APT. 321	TYPE A2 2 BEDROOM APT. 312	TYPE A1 3 BEDROOM APT. 313	TYPE A2 2 BEDROOM APT. 314	TYPE B1 3 BEDROOM APT. 315
TYPE B1 3 BEDROOM APT. 311	TYPE A2 2 BEDROOM APT. 312	TYPE A1 3 BEDROOM APT. 313	TYPE A2 2 BEDROOM APT. 314	TYPE B1 3 BEDROOM APT. 315
TYPE B1 3 BEDROOM APT. 301	TYPE A2 2 BEDROOM APT. 302	TYPE A1 3 BEDROOM APT. 303	TYPE A2 2 BEDROOM APT. 304	TYPE B1 3 BEDROOM APT. 305

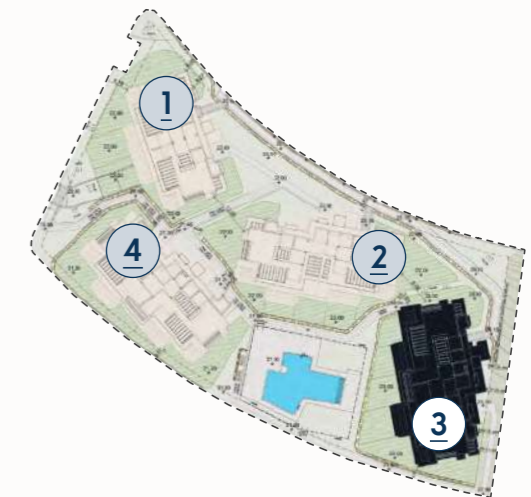
BASEMENT / PARKING



### TOTAL AREA

APT. Nº	BEDS	BATHS	BUILT AREA M²	USEFUL AREA M²	TERRACE M²
311	3	2	137,54	114,99	26,31
312	2	2	122,67	106,08	29,28
313	3	2	126,59	111,03	26,28
314	2	2	124,72	106,84	30,04
315	3	2	137,54	114,99	26,31

1 PARKING SPACE & 1 STORAGE ROOM INCLUDED





# Block 3 FIRST FLOOR

TYPE B1

3 BEDROOM APARTMENT



## 3 BEDROOM APARTMENT FIRST FLOOR

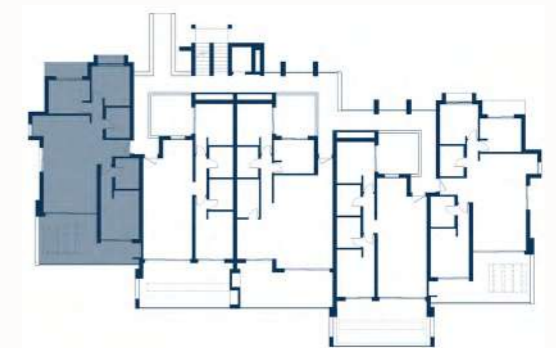
APT. 311

SOLARIUM		SOLARIUM		
TYPE C1 3 BEDROOM APT. 321	TYPE A1 3 BEDROOM APT. 322	TYPE C1 3 BEDROOM APT. 323		
TYPE B1 3 BEDROOM APT. 311	TYPE A2 2 BEDROOM APT. 312	TYPE A1 3 BEDROOM APT. 313	TYPE A2 2 BEDROOM APT. 314	TYPE B1 3 BEDROOM APT. 315
TYPE B1 3 BEDROOM APT. 301	TYPE A2 2 BEDROOM APT. 302	TYPE A1 3 BEDROOM APT. 303	TYPE A2 2 BEDROOM APT. 304	TYPE B1 3 BEDROOM APT. 305
BASEMENT / PARKING				

### APARTMENT AREA

Hall	7,84 m <sup>2</sup>
Living room	24,70 m <sup>2</sup>
Kitchen	11,51 m <sup>2</sup>
Bedroom 1	9,58 m <sup>2</sup>
Bathroom 1	5,10 m <sup>2</sup>
Bedroom 2	10,04 m <sup>2</sup>
Master Bedroom	14,81 m <sup>2</sup>
Master Bathroom	5,10 m <sup>2</sup>
Terrace	26,31 m <sup>2</sup>

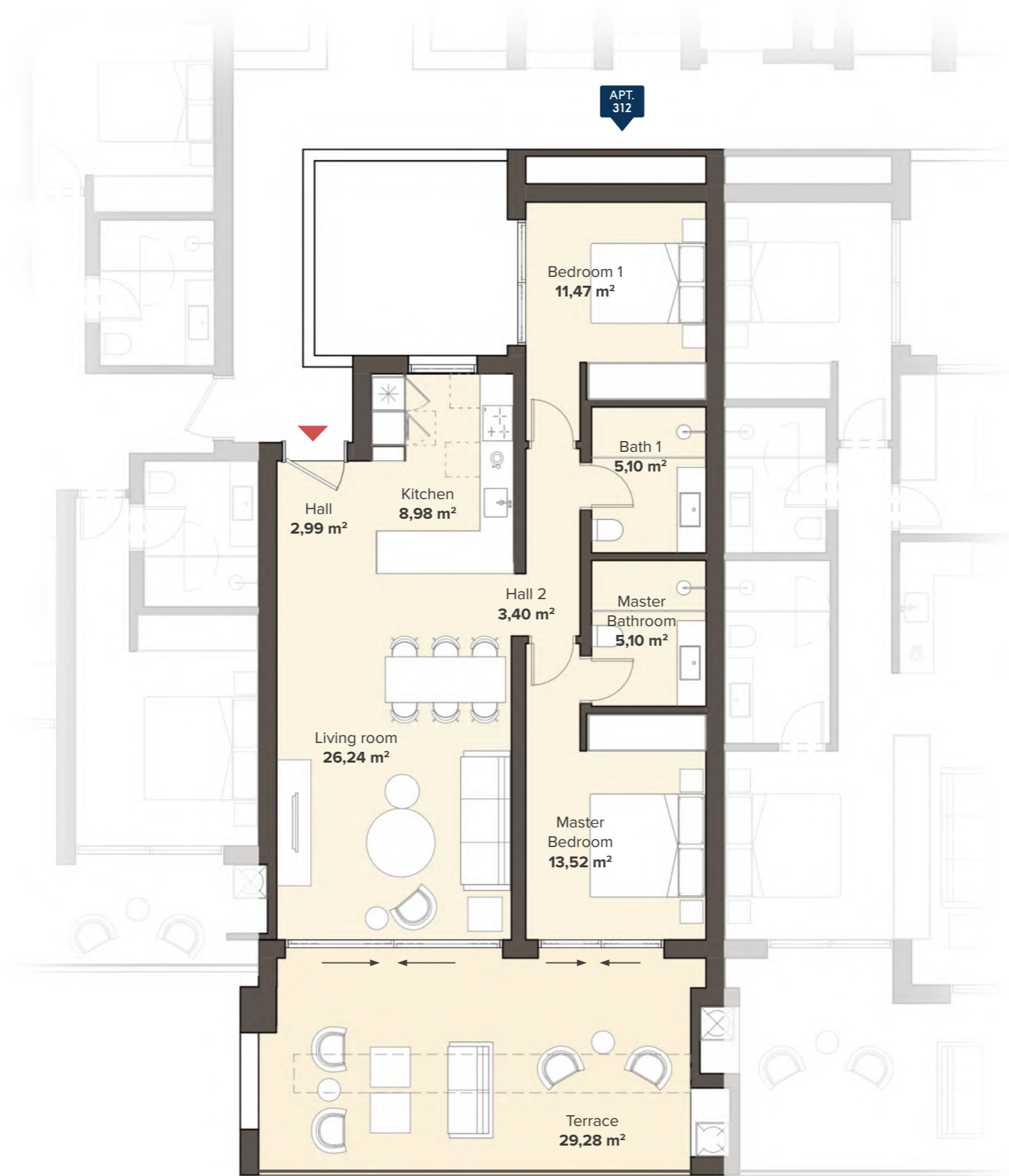
Useful surface	114,99 m <sup>2</sup>
Area decreto 218/2005 boja	97,55 m <sup>2</sup>
<b>TOTAL BUILT AREA</b>	<b>137,54 m<sup>2</sup></b>



# Block 3 FIRST FLOOR

## TYPE A2

### 2 BEDROOM APARTMENT



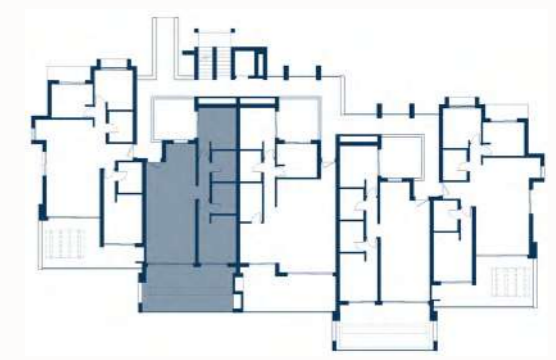
## 2 BEDROOM APARTMENT FIRST FLOOR

### APT. 312

SOLARIUM		SOLARIUM		
TYPE C1 3 BEDROOM APT. 321	TYPE A2 2 BEDROOM APT. 312	TYPE A1 3 BEDROOM APT. 322	TYPE C1 3 BEDROOM APT. 323	TYPE B1 3 BEDROOM APT. 315
TYPE B1 3 BEDROOM APT. 311	TYPE A2 2 BEDROOM APT. 312	TYPE A1 3 BEDROOM APT. 313	TYPE A2 2 BEDROOM APT. 314	TYPE B1 3 BEDROOM APT. 315
TYPE B1 3 BEDROOM APT. 301	TYPE A2 2 BEDROOM APT. 302	TYPE A1 3 BEDROOM APT. 303	TYPE A2 2 BEDROOM APT. 304	TYPE B1 3 BEDROOM APT. 305
BASEMENT / PARKING				

### APARTMENT AREA

Hall	6,39 m <sup>2</sup>
Living room	26,24 m <sup>2</sup>
Kitchen	8,98 m <sup>2</sup>
Bedroom 1	11,47 m <sup>2</sup>
Bathroom 1	5,10 m <sup>2</sup>
Master Bedroom	13,52 m <sup>2</sup>
Master Bathroom	5,10 m <sup>2</sup>
Terrace	29,28 m <sup>2</sup>
<hr/>	
Useful surface	106,08 m <sup>2</sup>
Area decreto 218/2005 boja	84,48 m <sup>2</sup>
<b>TOTAL BUILT AREA</b>	<b>122,67 m<sup>2</sup></b>



# Block 3 FIRST FLOOR

TYPE A1

3 BEDROOM APARTMENT

APT. 313



## 3 BEDROOM APARTMENT FIRST FLOOR

APT. 313

SOLARIUM		SOLARIUM		
TYPE C1 3 BEDROOM APT. 321	TYPE A1 3 BEDROOM APT. 322	TYPE C1 3 BEDROOM APT. 323		
TYPE B1 3 BEDROOM APT. 311	TYPE A2 2 BEDROOM APT. 312	TYPE A1 3 BEDROOM APT. 313	TYPE A2 2 BEDROOM APT. 314	TYPE B1 3 BEDROOM APT. 315
TYPE B1 3 BEDROOM APT. 301	TYPE A2 2 BEDROOM APT. 302	TYPE A1 3 BEDROOM APT. 303	TYPE A2 2 BEDROOM APT. 304	TYPE B1 3 BEDROOM APT. 305
BASEMENT / PARKING				

### APARTMENT AREA

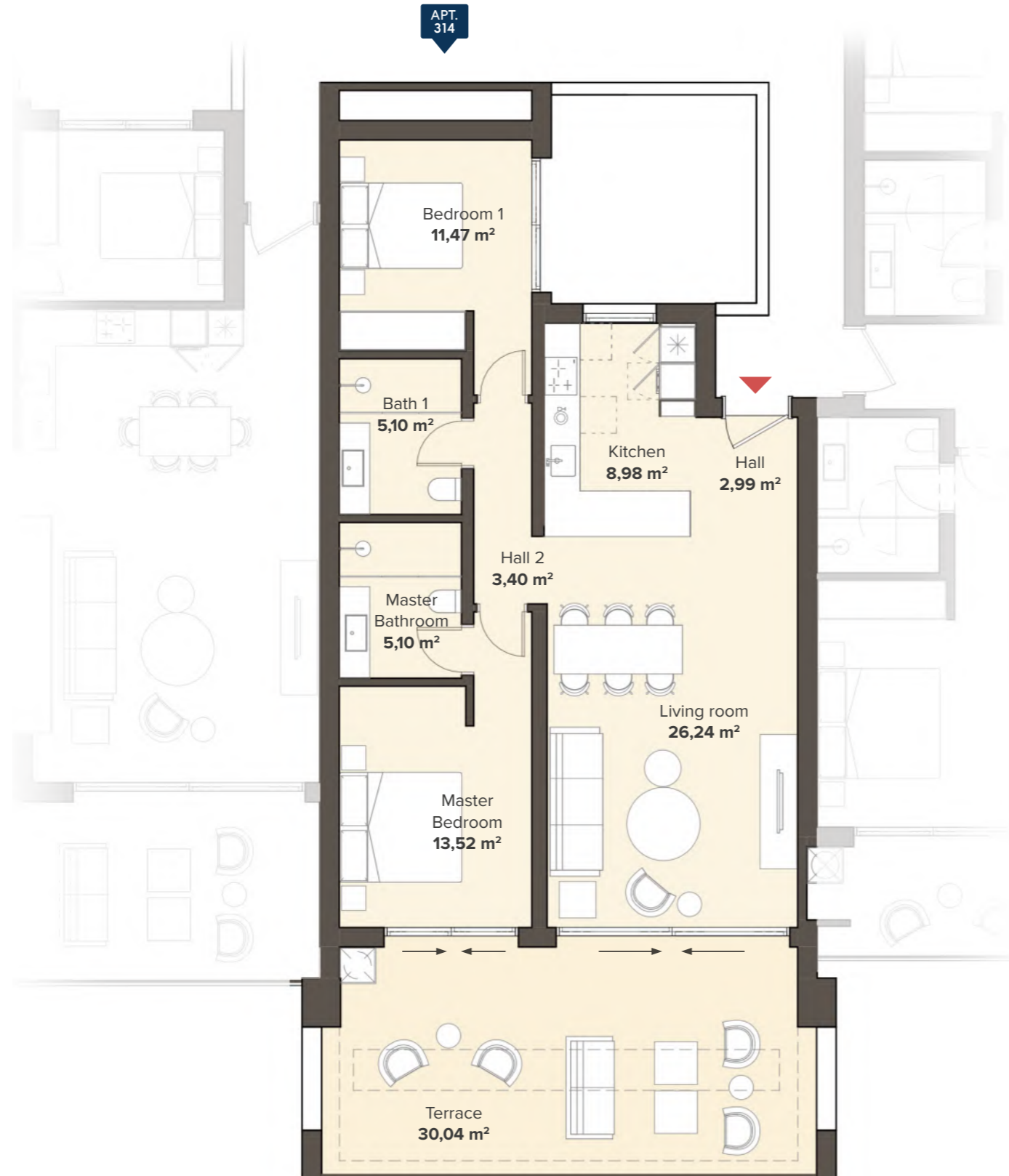
Hall	6,55 m <sup>2</sup>
Living room	19,43 m <sup>2</sup>
Kitchen	15,99 m <sup>2</sup>
Bedroom 1	10,69 m <sup>2</sup>
Bathroom 1	4,54 m <sup>2</sup>
Bedroom 2	9,30 m <sup>2</sup>
Master Bedroom	12,33 m <sup>2</sup>
Master Bathroom	5,92 m <sup>2</sup>
Terrace	26,28 m <sup>2</sup>
<hr/>	
Useful surface	111,03 m <sup>2</sup>
Area decreto 218/2005 boja	93,23 m <sup>2</sup>
<b>TOTAL BUILT AREA</b>	<b>126,59 m<sup>2</sup></b>



# Block 3 FIRST FLOOR

## TYPE A2

### 2 BEDROOM APARTMENT



## 2 BEDROOM APARTMENT FIRST FLOOR

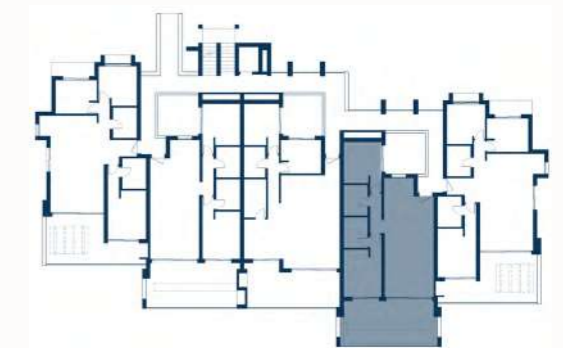
### APT. 314

SOLARIUM		SOLARIUM		
TYPE C1 3 BEDROOM APT. 321	TYPE A2 2 BEDROOM APT. 312	TYPE A1 3 BEDROOM APT. 322	TYPE C1 3 BEDROOM APT. 323	
TYPE B1 3 BEDROOM APT. 311	TYPE A2 2 BEDROOM APT. 312	TYPE A1 3 BEDROOM APT. 313	TYPE A2 2 BEDROOM APT. 314	TYPE B1 3 BEDROOM APT. 315
TYPE B1 3 BEDROOM APT. 301	TYPE A2 2 BEDROOM APT. 302	TYPE A1 3 BEDROOM APT. 303	TYPE A2 2 BEDROOM APT. 304	TYPE B1 3 BEDROOM APT. 305
BASEMENT / PARKING				

### APARTMENT AREA

Hall	6,39 m <sup>2</sup>
Living room	26,24 m <sup>2</sup>
Kitchen	8,98 m <sup>2</sup>
Bedroom 1	11,47 m <sup>2</sup>
Bathroom 1	5,10 m <sup>2</sup>
Master Bedroom	13,52 m <sup>2</sup>
Master Bathroom	5,10 m <sup>2</sup>
Terrace	30,04 m <sup>2</sup>

Useful surface	106,84 m <sup>2</sup>
Area decreto 218/2005 boja	84,48 m <sup>2</sup>
<b>TOTAL BUILT AREA</b>	<b>124,72 m<sup>2</sup></b>

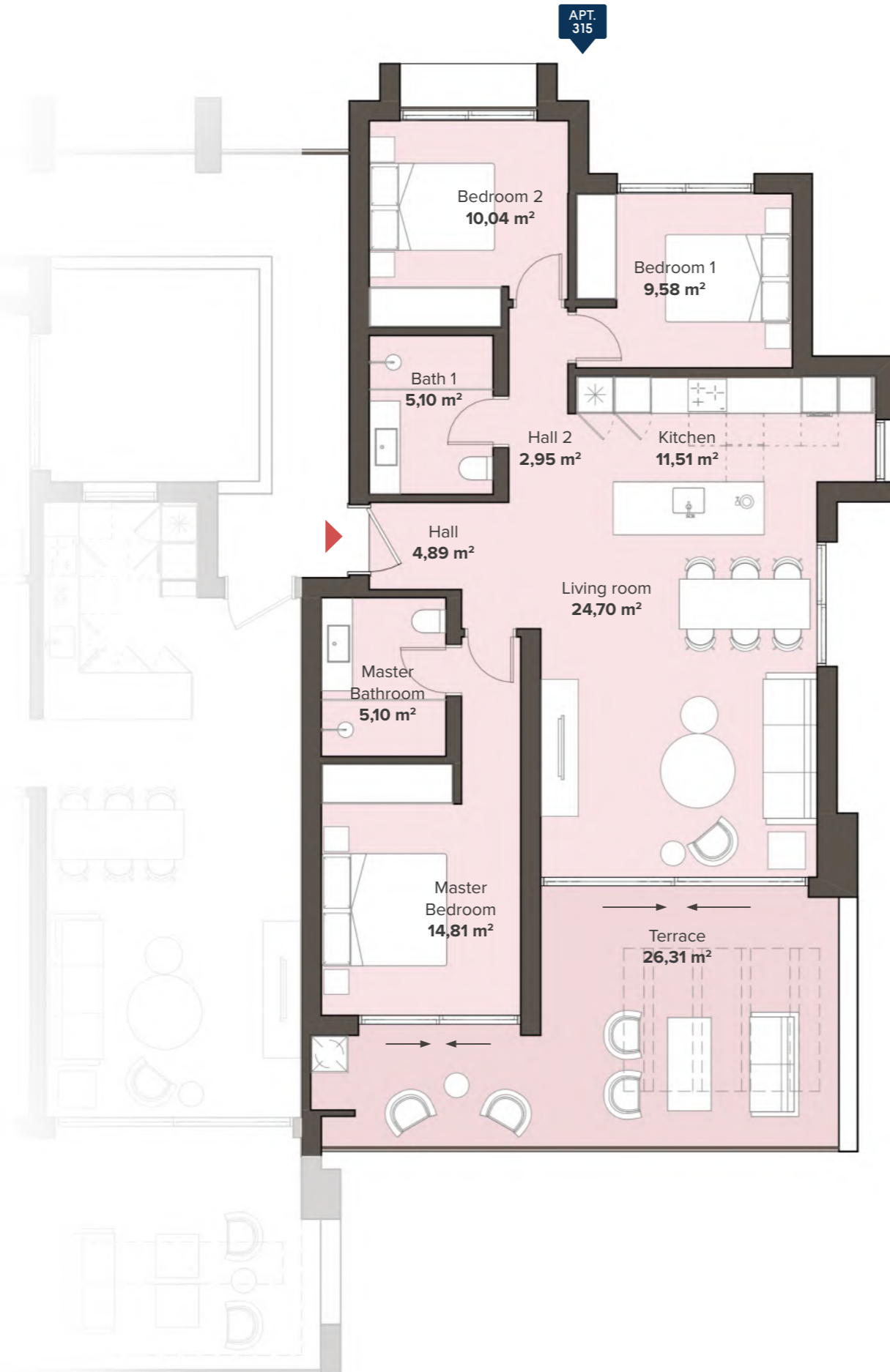


# Block 3

## FIRST FLOOR

TYPE B1

3 BEDROOM APARTMENT



## 3 BEDROOM APARTMENT FIRST FLOOR

**APT. 315**

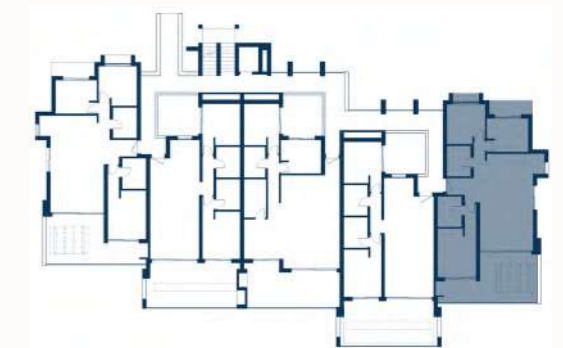
SOLARIUM		SOLARIUM		
TYPE C1 3 BEDROOM APT. 321	TYPE A1 3 BEDROOM APT. 322	TYPE C1 3 BEDROOM APT. 323		
TYPE B1 3 BEDROOM APT. 311	TYPE A2 2 BEDROOM APT. 312	TYPE A1 3 BEDROOM APT. 313	TYPE A2 2 BEDROOM APT. 314	TYPE B1 3 BEDROOM APT. 315
TYPE B1 3 BEDROOM APT. 301	TYPE A2 2 BEDROOM APT. 302	TYPE A1 3 BEDROOM APT. 303	TYPE A2 2 BEDROOM APT. 304	TYPE B1 3 BEDROOM APT. 305

BASEMENT / PARKING

### APARTMENT AREA

Hall	7,84 m <sup>2</sup>
Living room	24,70 m <sup>2</sup>
Kitchen	11,51 m <sup>2</sup>
Bedroom 1	9,58 m <sup>2</sup>
Bathroom 1	5,10 m <sup>2</sup>
Bedroom 2	10,04 m <sup>2</sup>
Master Bedroom	14,81 m <sup>2</sup>
Master Bathroom	5,10 m <sup>2</sup>
Terrace	26,31 m <sup>2</sup>

Useful surface	114,99 m <sup>2</sup>
Area decreto 218/2005 boja	97,55 m <sup>2</sup>
<b>TOTAL BUILT AREA</b>	<b>137,54 m<sup>2</sup></b>



# Block 3 / SECOND FLOOR

## Penthouse 321 - 323



### Block 3

SOLARIUM		SOLARIUM		SOLARIUM	
TYPE C1 3 BEDROOM APT. 321	TYPE A2 2 BEDROOM APT. 312	TYPE A1 3 BEDROOM APT. 313	TYPE A1 3 BEDROOM APT. 322	TYPE A2 2 BEDROOM APT. 314	TYPE C1 3 BEDROOM APT. 323
TYPE B1 3 BEDROOM APT. 311	TYPE A2 2 BEDROOM APT. 312	TYPE A1 3 BEDROOM APT. 313	TYPE A1 3 BEDROOM APT. 322	TYPE A2 2 BEDROOM APT. 314	TYPE B1 3 BEDROOM APT. 315
TYPE B1 3 BEDROOM APT. 301	TYPE A2 2 BEDROOM APT. 302	TYPE A1 3 BEDROOM APT. 303	TYPE A1 3 BEDROOM APT. 303	TYPE A2 2 BEDROOM APT. 304	TYPE B1 3 BEDROOM APT. 305

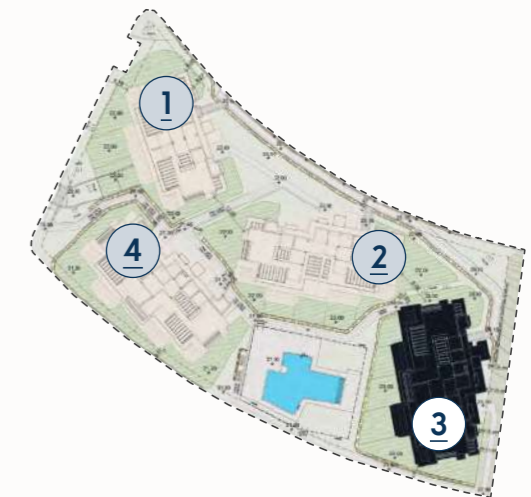
BASEMENT / PARKING

### TOTAL AREA

APT. Nº	BEDS	BATHS	BUILT AREA M <sup>2</sup>	USEFUL AREA M <sup>2</sup>	TERRACE M <sup>2</sup>
321	3	2	374,83	325,93	75,52
322	3	2	129,58	111,44	26,69
323	3	2	378,05	329,03	75,82

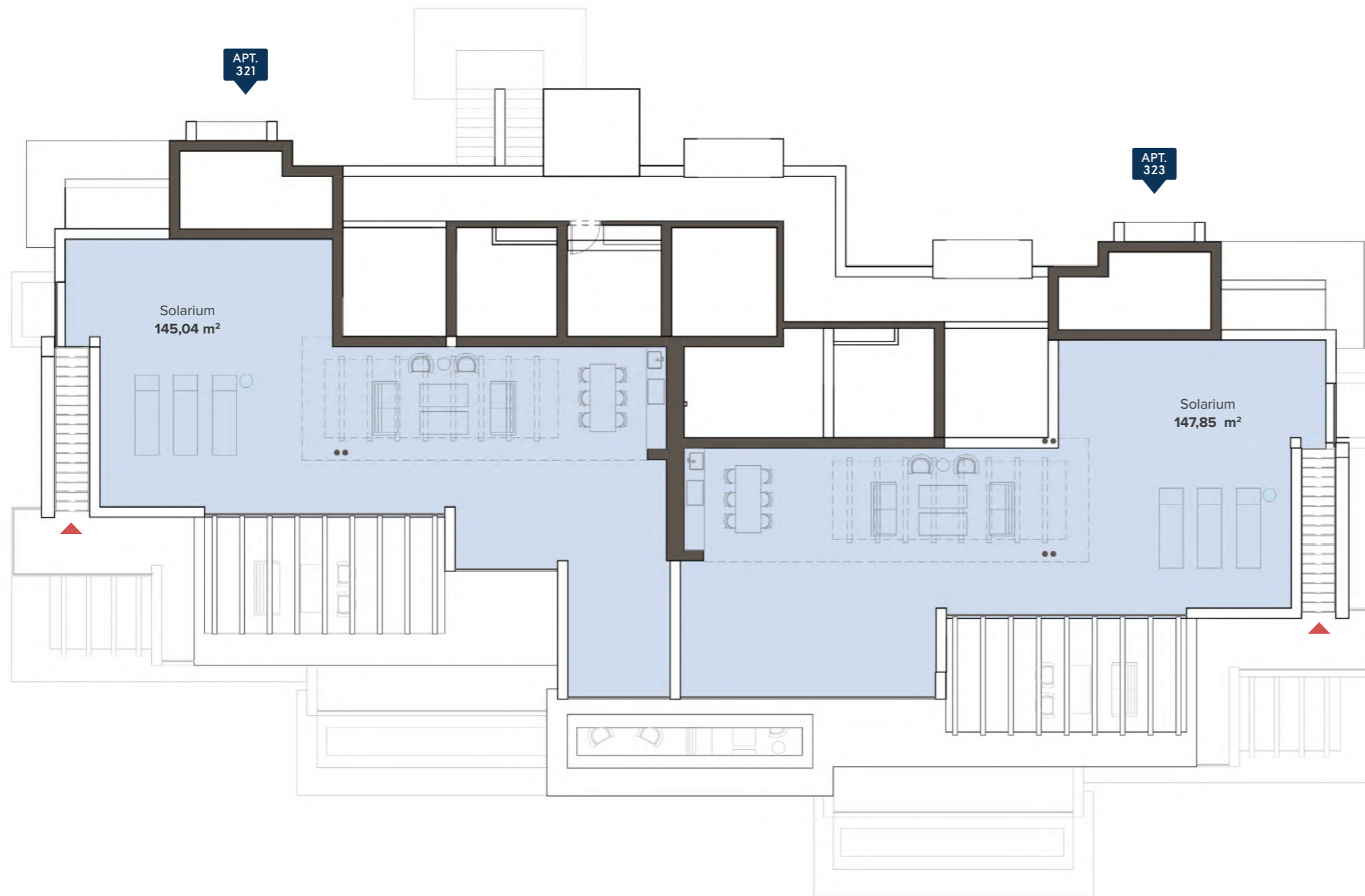
2 PARKING SPACES & 1 STORAGE ROOM INCLUDED IN APT. 321 & APT. 323

1 PARKING SPACES & 1 STORAGE ROOM INCLUDED IN APT. 322



# Block 3 / SOLARIUM

Penthouse 321 - 323



## Block 3

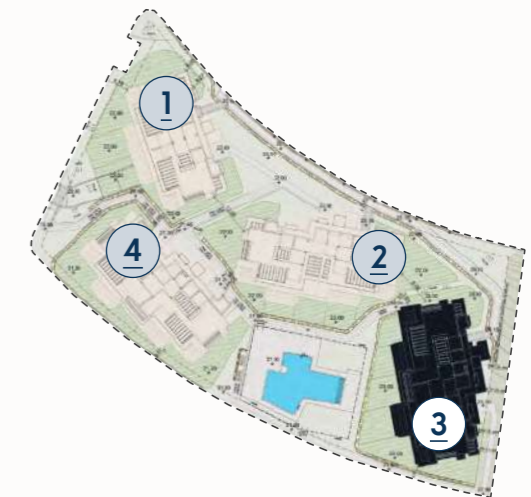
SOLARIUM			SOLARIUM		
TYPE C1 3 BEDROOM APT. 321		TYPE A1 3 BEDROOM APT. 322	TYPE C1 3 BEDROOM APT. 323		
TYPE B1 3 BEDROOM APT. 311	TYPE A2 2 BEDROOM APT. 312	TYPE A1 3 BEDROOM APT. 313	TYPE A2 2 BEDROOM APT. 314	TYPE B1 3 BEDROOM APT. 315	
TYPE B1 3 BEDROOM APT. 301	TYPE A2 2 BEDROOM APT. 302	TYPE A1 3 BEDROOM APT. 303	TYPE A2 2 BEDROOM APT. 304	TYPE B1 3 BEDROOM APT. 305	
BASEMENT / PARKING					

### TOTAL AREA

APT. Nº	BEDS	BATHS	BUILT AREA M²	USEFUL AREA M²	SOLARIUM M²
321	3	2	374,83	325,93	145,04
322	3	2	129,58	111,44	—
323	3	2	378,05	329,03	147,85

2 PARKING SPACES & 1 STORAGE ROOM INCLUDED IN APT. 321 & APT. 323

1 PARKING SPACES & 1 STORAGE ROOM INCLUDED IN APT. 322



# Block 3 SECOND FLOOR

TYPE C1

3 BEDROOM PENTHOUSE



## 3 BEDROOM PENTHOUSE SECOND FLOOR

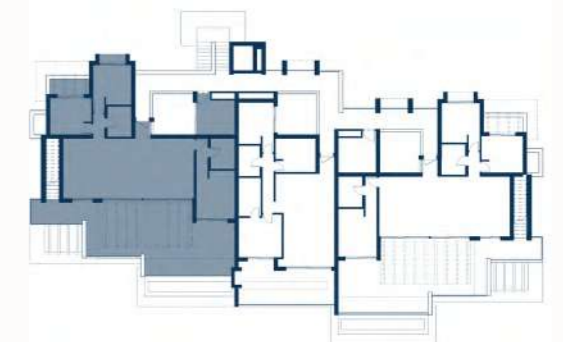
**APT. 321**

SOLARIUM		SOLARIUM		
TYPE C1 3 BEDROOM APT. 321	TYPE A1 3 BEDROOM APT. 322	TYPE C1 3 BEDROOM APT. 323		
TYPE B1 3 BEDROOM APT. 311	TYPE A2 2 BEDROOM APT. 312	TYPE A1 3 BEDROOM APT. 313	TYPE A2 2 BEDROOM APT. 314	TYPE B1 3 BEDROOM APT. 315
TYPE B1 3 BEDROOM APT. 301	TYPE A2 2 BEDROOM APT. 302	TYPE A1 3 BEDROOM APT. 303	TYPE A2 2 BEDROOM APT. 304	TYPE B1 3 BEDROOM APT. 305
BASEMENT / PARKING				

### APARTMENT AREA

Hall	3,88 m <sup>2</sup>
Living room	41,93 m <sup>2</sup>
Kitchen	12,50 m <sup>2</sup>
Bedroom 1	10,47 m <sup>2</sup>
Bathroom 1	5,10 m <sup>2</sup>
Bedroom 2	11,13 m <sup>2</sup>
Master Bedroom	15,26 m <sup>2</sup>
Master Bathroom	5,10 m <sup>2</sup>
Terrace	75,52 m <sup>2</sup>

Useful surface	325,93 m <sup>2</sup>
Solarium	145,04 m <sup>2</sup>
Area decreto 218/2005 boja	115,91 m <sup>2</sup>
<b>TOTAL BUILT AREA</b>	<b>374,83 m<sup>2</sup></b>

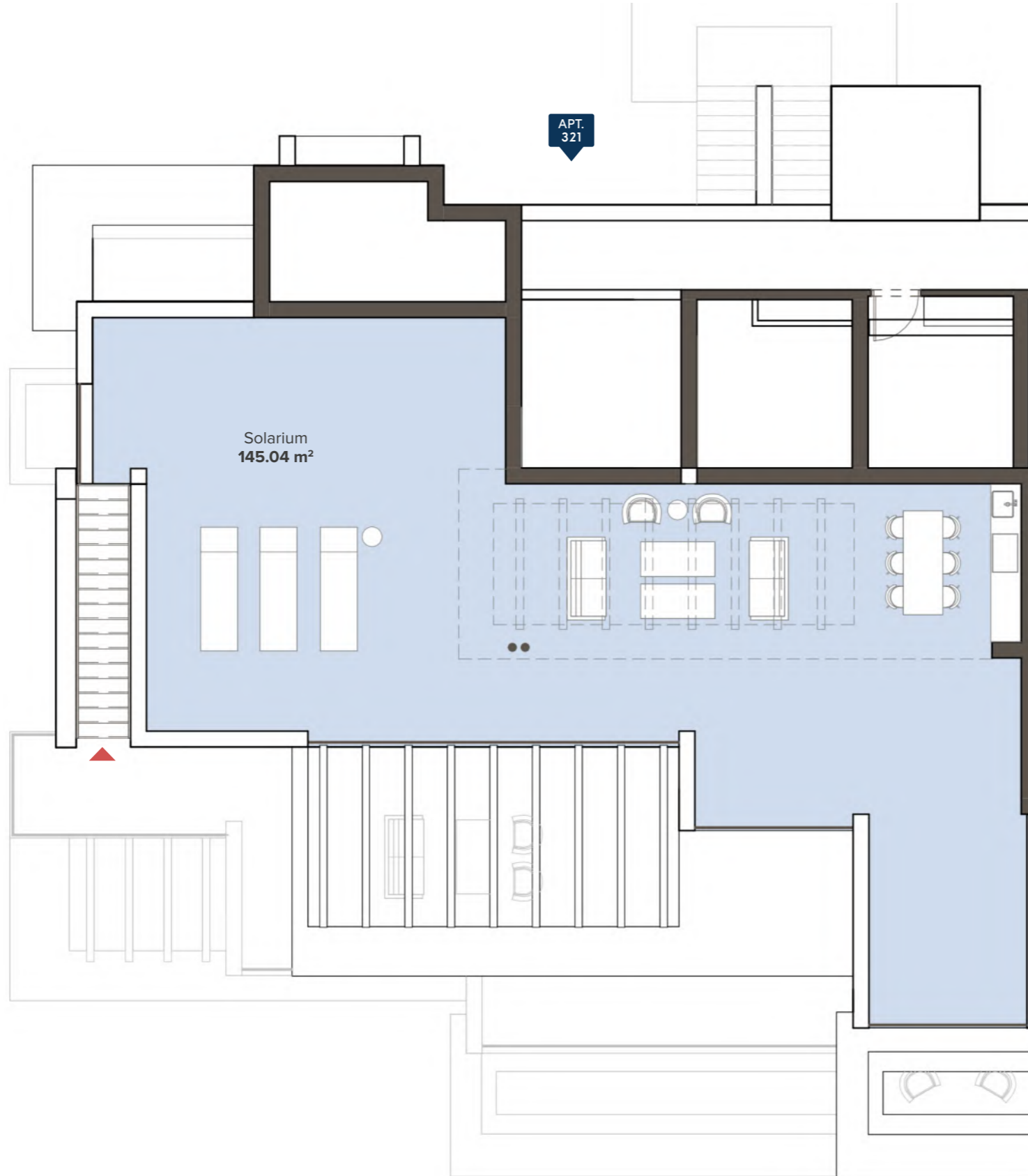




# Block 3 SOLARIUM

TYPE C1

3 BEDROOM PENTHOUSE



## 3 BEDROOM PENTHOUSE SECOND FLOOR

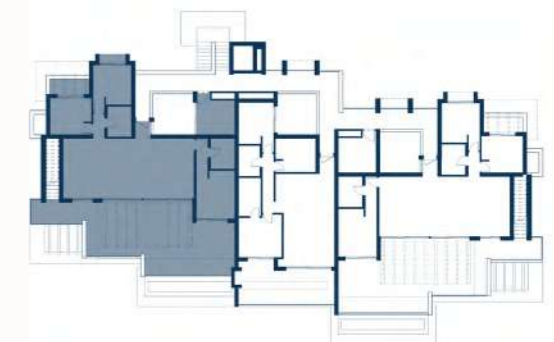
**APT. 321**

SOLARIUM		SOLARIUM		
TYPE C1 3 BEDROOM APT. 321	TYPE A2 2 BEDROOM APT. 312	TYPE A1 3 BEDROOM APT. 322	TYPE C1 3 BEDROOM APT. 323	TYPE B1 3 BEDROOM APT. 311
TYPE B1 3 BEDROOM APT. 311	TYPE A2 2 BEDROOM APT. 312	TYPE A1 3 BEDROOM APT. 313	TYPE A2 2 BEDROOM APT. 314	TYPE B1 3 BEDROOM APT. 315
TYPE B1 3 BEDROOM APT. 301	TYPE A2 2 BEDROOM APT. 302	TYPE A1 3 BEDROOM APT. 303	TYPE A2 2 BEDROOM APT. 304	TYPE B1 3 BEDROOM APT. 305
BASEMENT / PARKING				

### APARTMENT AREA

Hall	3,88 m <sup>2</sup>
Living room	41,93 m <sup>2</sup>
Kitchen	12,50 m <sup>2</sup>
Bedroom 1	10,47 m <sup>2</sup>
Bathroom 1	5,10 m <sup>2</sup>
Bedroom 2	11,13 m <sup>2</sup>
Master Bedroom	15,26 m <sup>2</sup>
Master Bathroom	5,10 m <sup>2</sup>
Terrace	75,52 m <sup>2</sup>

Useful surface	325,93 m <sup>2</sup>
Solarium	145.04 m <sup>2</sup>
Area decreto 218/2005 boja	115,91 m <sup>2</sup>
<b>TOTAL BUILT AREA</b>	<b>374,83 m<sup>2</sup></b>



# Block 3 SECOND FLOOR

TYPE A1

3 BEDROOM APARTMENT



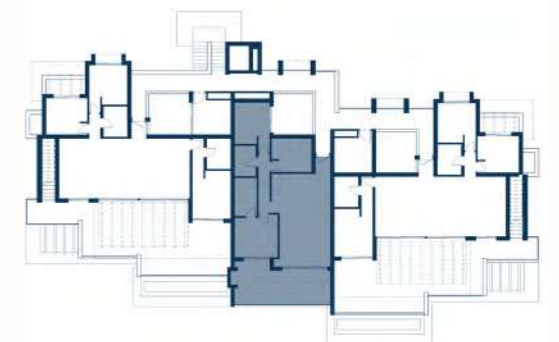
## 3 BEDROOM APARTMENT SECOND FLOOR

**APT. 322**

SOLARIUM		SOLARIUM		
TYPE C1 3 BEDROOM APT. 321	TYPE A1 3 BEDROOM APT. 322	TYPE C1 3 BEDROOM APT. 323		
TYPE B1 3 BEDROOM APT. 311	TYPE A2 2 BEDROOM APT. 312	TYPE A1 3 BEDROOM APT. 313	TYPE A2 2 BEDROOM APT. 314	TYPE B1 3 BEDROOM APT. 315
TYPE B1 3 BEDROOM APT. 301	TYPE A2 2 BEDROOM APT. 302	TYPE A1 3 BEDROOM APT. 303	TYPE A2 2 BEDROOM APT. 304	TYPE B1 3 BEDROOM APT. 305
BASEMENT / PARKING				

### APARTMENT AREA

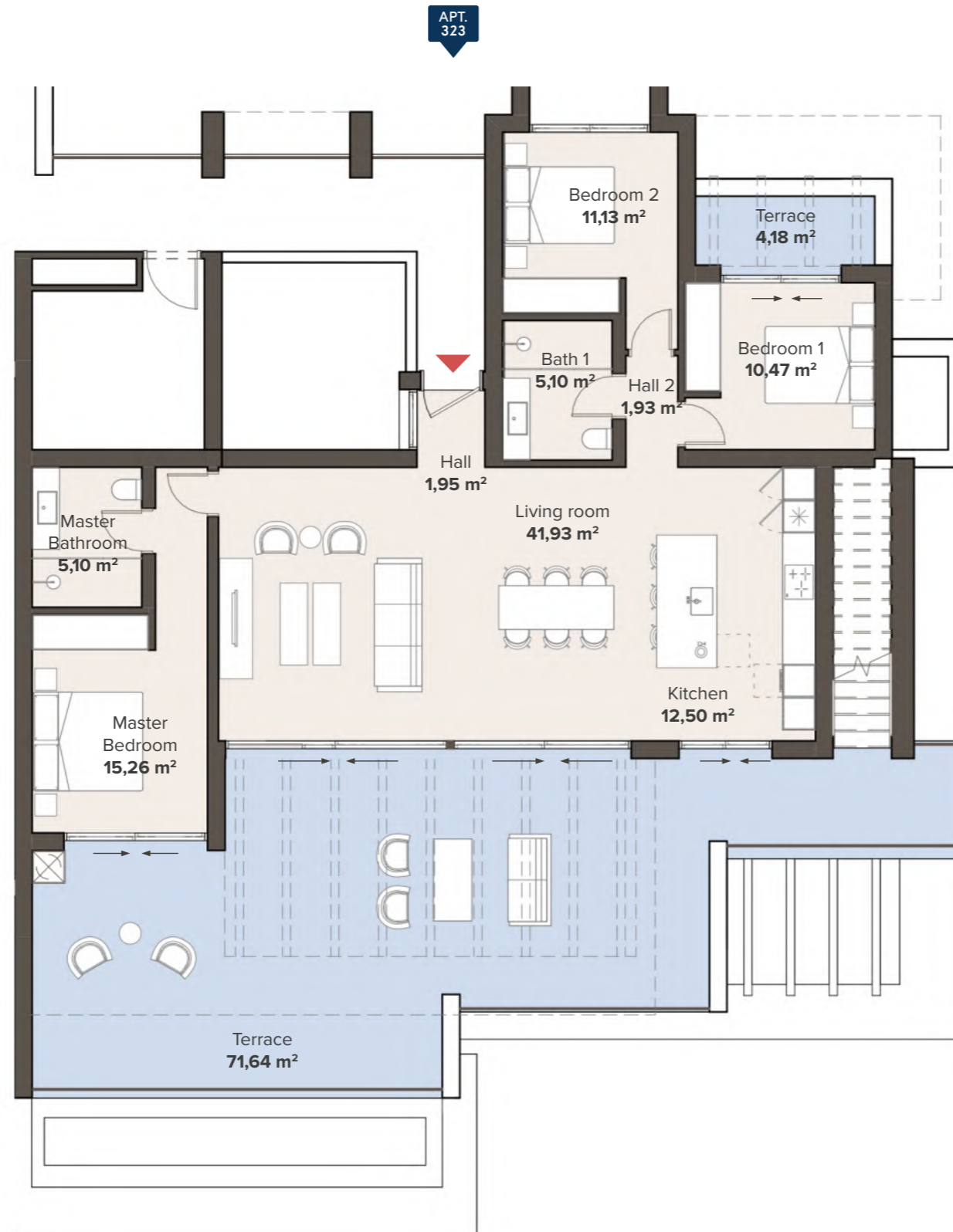
Hall	6,55 m <sup>2</sup>
Living room	19,43 m <sup>2</sup>
Kitchen	15,99 m <sup>2</sup>
Bedroom 1	10,69 m <sup>2</sup>
Bathroom 1	4,54 m <sup>2</sup>
Bedroom 2	9,30 m <sup>2</sup>
Master Bedroom	12,33 m <sup>2</sup>
Master Bathroom	5,92 m <sup>2</sup>
Terrace	26,69 m <sup>2</sup>
<hr/>	
Useful surface	111,44 m <sup>2</sup>
Area decreto 218/2005 boja	93,23 m <sup>2</sup>
<b>TOTAL BUILT AREA</b>	<b>129,58 m<sup>2</sup></b>



# Block 3 SECOND FLOOR

TYPE C1

3 BEDROOM PENTHOUSE



## 3 BEDROOM PENTHOUSE SECOND FLOOR

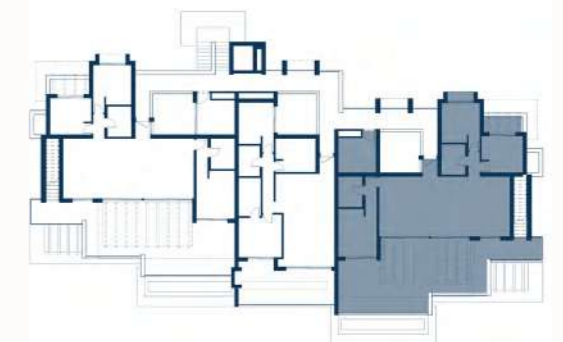
**APT. 323**

SOLARIUM		SOLARIUM		
TYPE C1 3 BEDROOM APT. 321	TYPE A1 3 BEDROOM APT. 322	TYPE C1 3 BEDROOM APT. 323	TYPE A2 2 BEDROOM APT. 314	TYPE B1 3 BEDROOM APT. 315
TYPE B1 3 BEDROOM APT. 311	TYPE A2 2 BEDROOM APT. 312	TYPE A1 3 BEDROOM APT. 313	TYPE A2 2 BEDROOM APT. 304	TYPE B1 3 BEDROOM APT. 305
TYPE B1 3 BEDROOM APT. 301	TYPE A2 2 BEDROOM APT. 302	TYPE A1 3 BEDROOM APT. 303	BASEMENT / PARKING	

### APARTMENT AREA

Hall	3,88 m <sup>2</sup>
Living room	41,93 m <sup>2</sup>
Kitchen	12,50 m <sup>2</sup>
Bedroom 1	10,47 m <sup>2</sup>
Bathroom 1	5,10 m <sup>2</sup>
Bedroom 2	11,13 m <sup>2</sup>
Master Bedroom	15,26 m <sup>2</sup>
Master Bathroom	5,10 m <sup>2</sup>
Terrace	75,82 m <sup>2</sup>

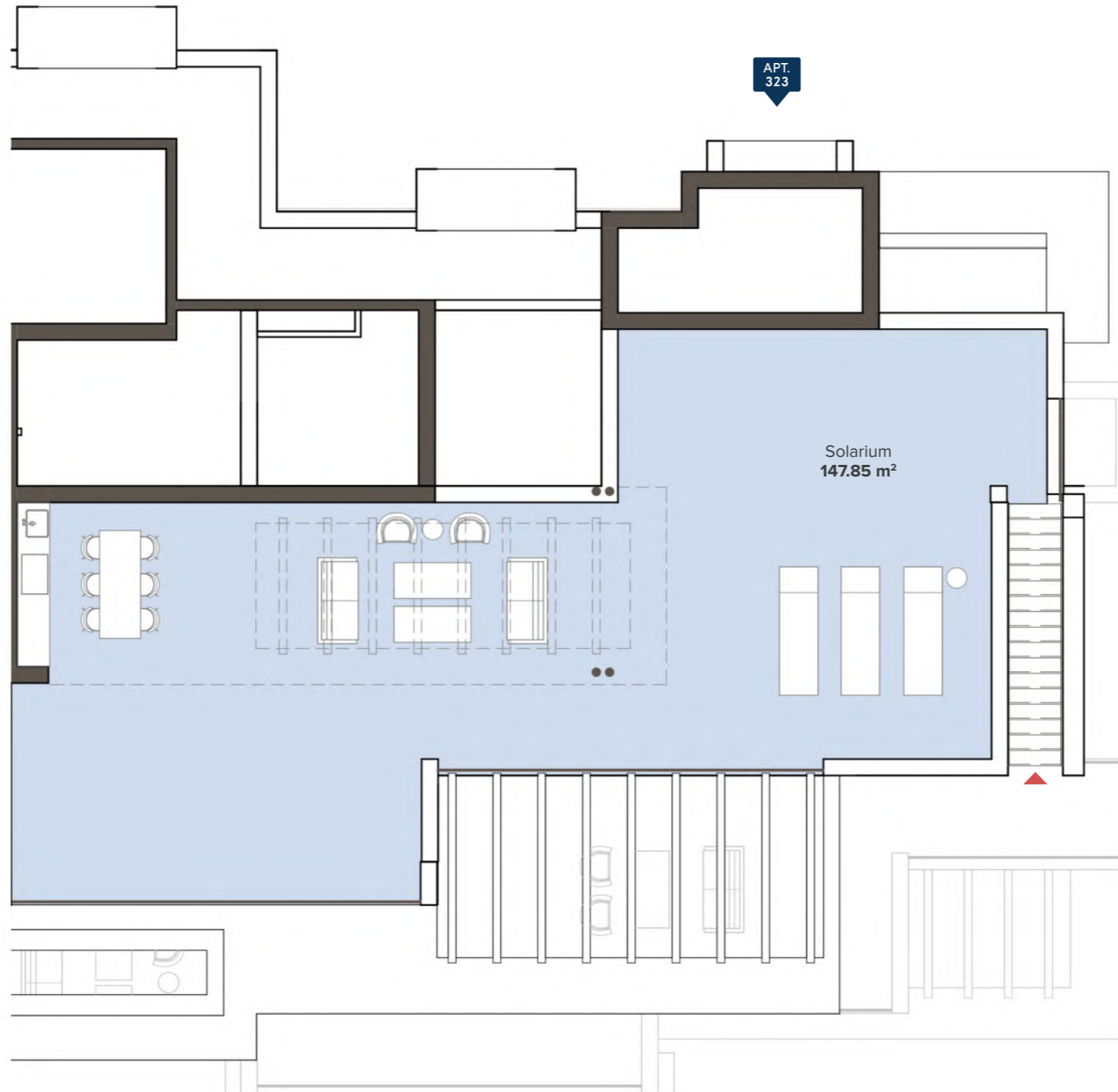
Useful surface	329,03 m <sup>2</sup>
Solarium	147,85 m <sup>2</sup>
Area decreto 218/2005 boja	115,91 m <sup>2</sup>
<b>TOTAL BUILT AREA</b>	<b>378,05 m<sup>2</sup></b>



# Block 3 SOLARIUM

TYPE C1

3 BEDROOM PENTHOUSE



## 3 BEDROOM PENTHOUSE SECOND FLOOR

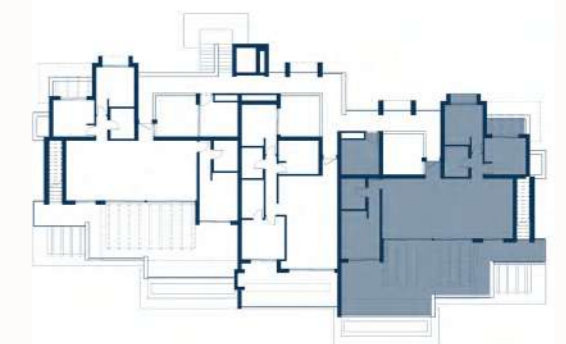
**APT. 323**

SOLARIUM		SOLARIUM		
TYPE C1 3 BEDROOM APT. 321	TYPE A1 3 BEDROOM APT. 322	TYPE C1 3 BEDROOM APT. 323		
TYPE B1 3 BEDROOM APT. 311	TYPE A2 2 BEDROOM APT. 312	TYPE A1 3 BEDROOM APT. 313	TYPE A2 2 BEDROOM APT. 314	TYPE B1 3 BEDROOM APT. 315
TYPE B1 3 BEDROOM APT. 301	TYPE A2 2 BEDROOM APT. 302	TYPE A1 3 BEDROOM APT. 303	TYPE A2 2 BEDROOM APT. 304	TYPE B1 3 BEDROOM APT. 305
BASEMENT / PARKING				

### APARTMENT AREA

Hall	3,88 m <sup>2</sup>
Living room	41,93 m <sup>2</sup>
Kitchen	12,50 m <sup>2</sup>
Bedroom 1	10,47 m <sup>2</sup>
Bathroom 1	5,10 m <sup>2</sup>
Bedroom 2	11,13 m <sup>2</sup>
Master Bedroom	15,26 m <sup>2</sup>
Master Bathroom	5,10 m <sup>2</sup>
Terrace	75,82 m <sup>2</sup>

Useful surface	329,03 m <sup>2</sup>
Solarium	147,85 m <sup>2</sup>
Area decreto 218/2005 boja	115,91 m <sup>2</sup>
<b>TOTAL BUILT AREA</b>	<b>378,05 m<sup>2</sup></b>





# Sunway

R E S I D E N C E



FLOOR PLANS / BLOCK 4

Here comes the Sun ...

  
Sunway  
RESIDENCE











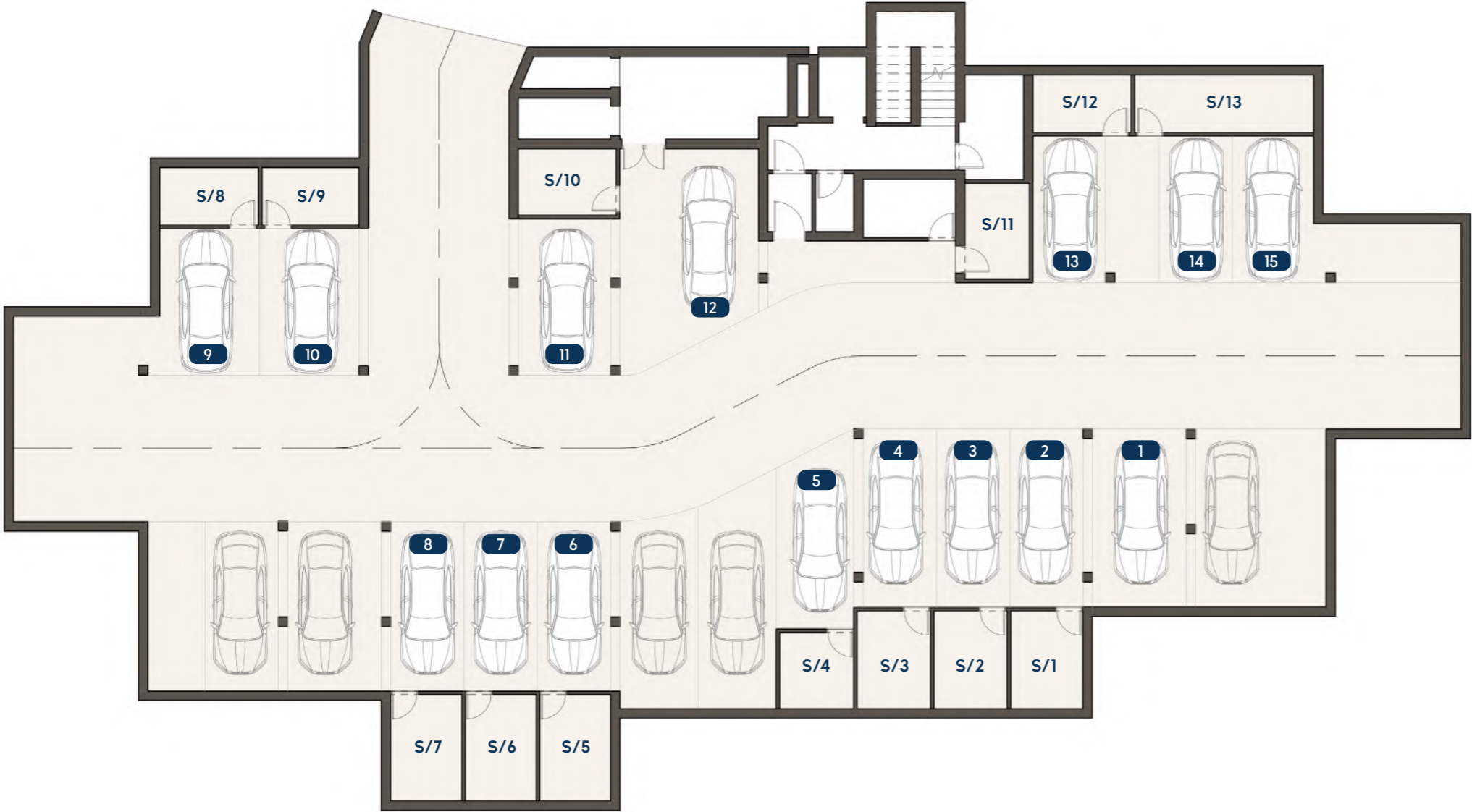


— Block 4 —

APARTMENT TYPE					SURFACES						
	Nº APART.	TYPE	BEDROOMS	BATHROOMS	BUILT M <sup>2</sup>	USEFUL AREA M <sup>2</sup>	TOTAL TERRACE M <sup>2</sup>	SOLARIUM M <sup>2</sup>	PARKING + STORAGE	PARKING	STORAGE
GROUND FLOOR	401	TYPE B2	3	2	151,23	131,10	39,29	—	1 space + 1 storage	9	8
	402	TYPE A2	2	2	129,59	113,42	36,62	—	1 space + 1 storage	10	9
	403	TYPE A1	3	2	133,42	117,86	33,11	—	1 space + 1 storage	8	7
	404	TYPE A2	2	2	128,38	112,75	35,95	—	1 space + 1 storage	7	6
	405	TYPE B2	3	2	153,62	133,49	41,68	—	1 space + 1 storage	6	5
FIRST FLOOR	411	TYPE B2	3	2	139,56	118,12	26,31	—	1 space + 1 storage	5	4
	412	TYPE A2	2	2	124,72	106,84	30,04	—	1 space + 1 storage	4	3
	413	TYPE A1	3	2	126,59	111,03	26,28	—	1 space + 1 storage	3	2
	414	TYPE A2	2	2	122,67	106,08	29,28	—	1 space + 1 storage	2	1
	415	TYPE B2	3	2	139,56	118,12	26,31	—	1 space + 1 storage	1	11
SECOND FLOOR	421	TYPE C2	3	2	378,71	329,60	73,28	147,85	2 spaces + 1 storage	11/12	10
	422	TYPE A1	3	2	129,58	111,44	26,69	—	1 space + 1 storage	13	12
	423	TYPE C2	3	2	375,43	326,53	73,02	145,05	2 spaces + 1 storage	14/15	13

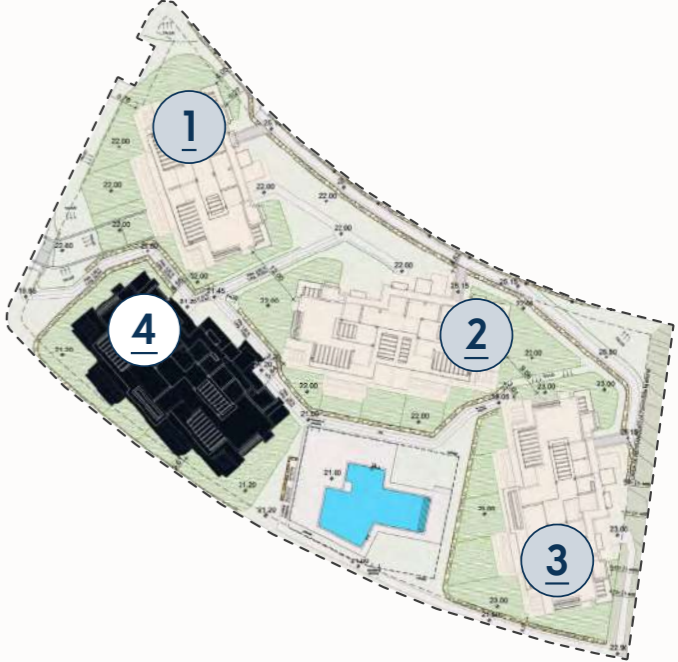
# Block 4 / BASEMENT

## Parking



### Block 4

SOLARIUM		SOLARIUM		
TYPE C2 3 BEDROOM APT. 421	TYPE A2 2 BEDROOM APT. 412	TYPE A1 3 BEDROOM APT. 422	TYPE C2 3 BEDROOM APT. 423	
TYPE B2 3 BEDROOM APT. 411	TYPE A2 2 BEDROOM APT. 412	TYPE A1 3 BEDROOM APT. 413	TYPE A2 2 BEDROOM APT. 414	TYPE B2 3 BEDROOM APT. 415
TYPE B2 3 BEDROOM APT. 401	TYPE A2 2 BEDROOM APT. 402	TYPE A1 3 BEDROOM APT. 403	TYPE A2 2 BEDROOM APT. 404	TYPE B2 3 BEDROOM APT. 405
BASEMENT / PARKING				



# Block 4 / GROUND FLOOR

## Apartments 401 - 405



### Block 4

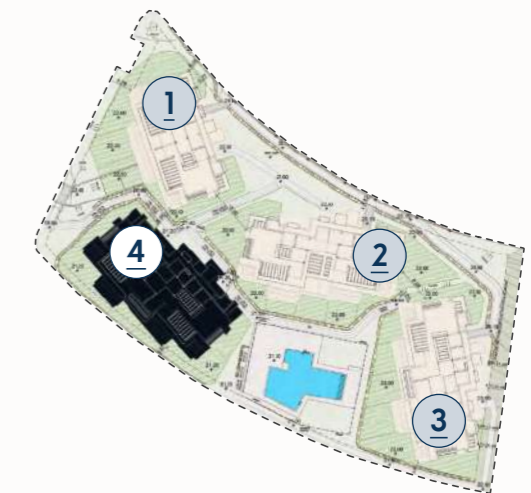
SOLARIUM		SOLARIUM		
TYPE C2 3 BEDROOM APT. 421	TYPE A2 2 BEDROOM APT. 412	TYPE A1 3 BEDROOM APT. 413	TYPE C2 3 BEDROOM APT. 423	TYPE B2 3 BEDROOM APT. 415
TYPE B2 3 BEDROOM APT. 401	TYPE A2 2 BEDROOM APT. 402	TYPE A1 3 BEDROOM APT. 403	TYPE A2 2 BEDROOM APT. 404	TYPE B2 3 BEDROOM APT. 405

BASEMENT / PARKING

### TOTAL AREA

APT. N°	BEDS	BATHS	BUILT AREA M <sup>2</sup>	USEFUL AREA M <sup>2</sup>	TERRACE M <sup>2</sup>	GARDEN M <sup>2</sup>
401	3	2	151,23	131,10	39,29	160,64
402	2	2	129,59	113,42	36,62	23,04
403	3	2	133,42	117,86	33,11	37,94
404	2	2	128,38	112,75	35,95	24,20
405	3	2	153,62	133,49	41,68	165,64

1 PARKING SPACE & 1 STORAGE ROOM INCLUDED



# Block 4 GROUND FLOOR

**TYPE B2**

**3 BEDROOM APARTMENT**



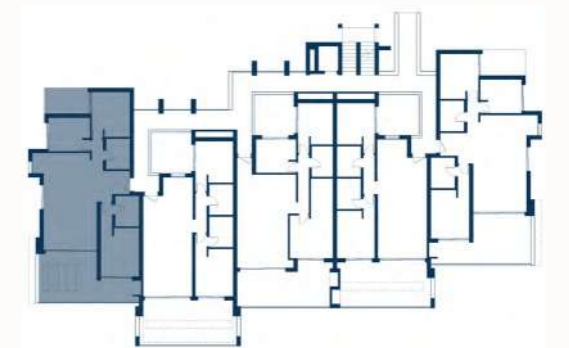
## 3 BEDROOM APARTMENT GROUND FLOOR

**APT. 401**

SOLARIUM		SOLARIUM		
TYPE C2 3 BEDROOM APT. 421	TYPE A2 2 BEDROOM APT. 412	TYPE A1 3 BEDROOM APT. 422	TYPE A2 2 BEDROOM APT. 414	TYPE C2 3 BEDROOM APT. 423
TYPE B2 3 BEDROOM APT. 411	TYPE A2 2 BEDROOM APT. 412	TYPE A1 3 BEDROOM APT. 413	TYPE A2 2 BEDROOM APT. 414	TYPE B2 3 BEDROOM APT. 415
TYPE B2 3 BEDROOM APT. 401	TYPE A2 2 BEDROOM APT. 402	TYPE A1 3 BEDROOM APT. 403	TYPE A2 2 BEDROOM APT. 404	TYPE B2 3 BEDROOM APT. 405
BASEMENT / PARKING				

### APARTMENT AREA

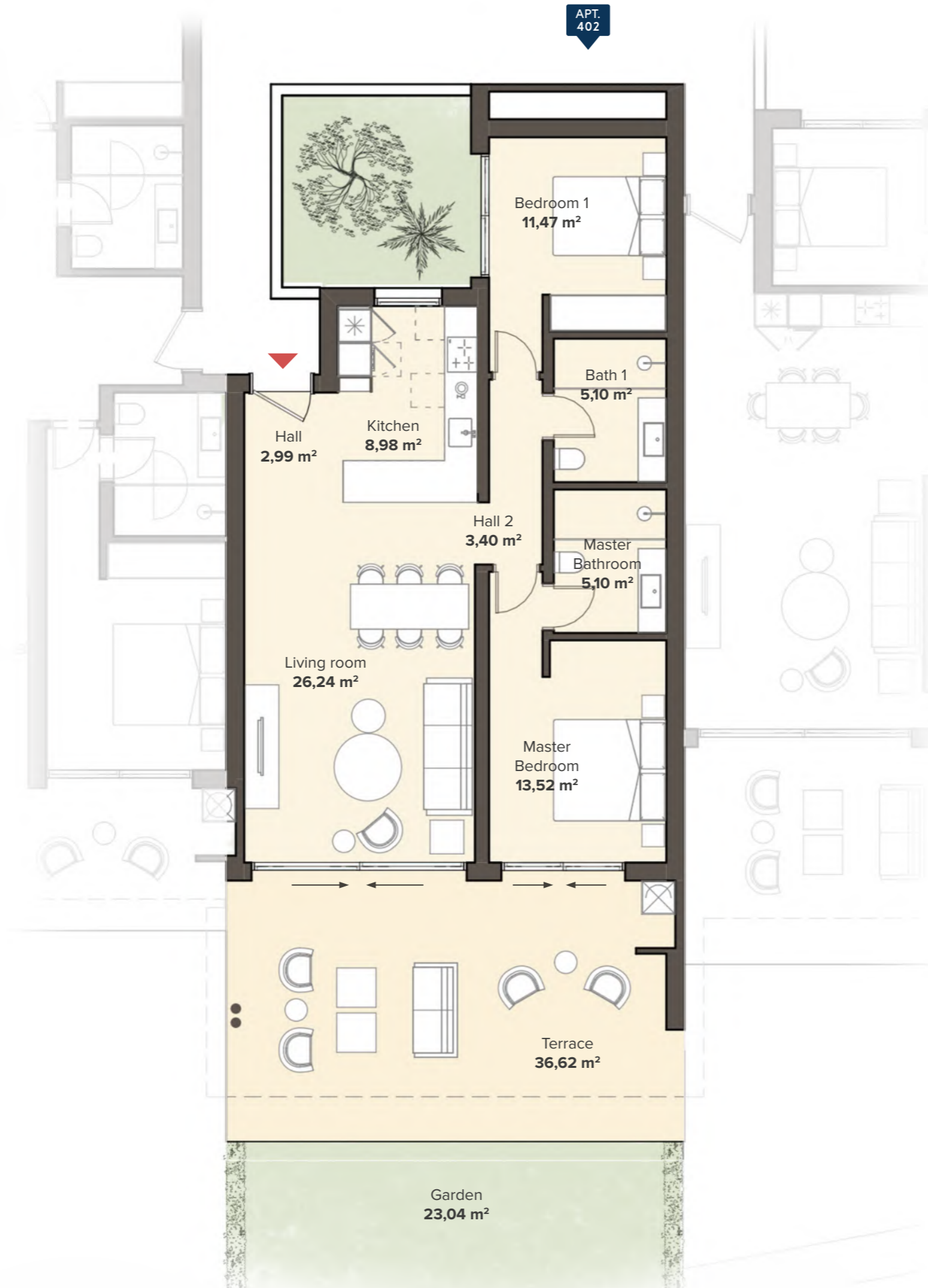
Hall	9,01 m <sup>2</sup>
Living room	24,70 m <sup>2</sup>
Kitchen	11,51 m <sup>2</sup>
Bedroom 1	9,58 m <sup>2</sup>
Bathroom 1	5,10 m <sup>2</sup>
Bedroom 2	12,00 m <sup>2</sup>
Master Bedroom	14,81 m <sup>2</sup>
Master Bathroom	5,10 m <sup>2</sup>
Terrace	39,29 m <sup>2</sup>
<hr/>	
Useful surface	131,10 m <sup>2</sup>
Garden	160,64 m <sup>2</sup>
Area decreto 218/2005 boja	100,99 m <sup>2</sup>
<b>TOTAL BUILT AREA</b>	<b>151,23 m<sup>2</sup></b>



# Block 4 GROUND FLOOR

**TYPE A2**

**2 BEDROOM APARTMENT**



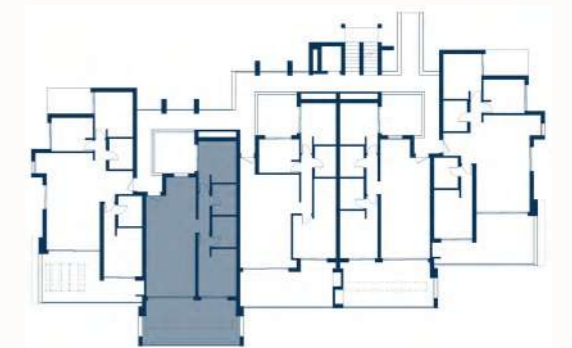
## 2 BEDROOM APARTMENT GROUND FLOOR

**APT. 402**

SOLARIUM		SOLARIUM		
TYPE C2 3 BEDROOM APT. 421	TYPE A2 2 BEDROOM APT. 412	TYPE A1 3 BEDROOM APT. 422	TYPE C2 3 BEDROOM APT. 423	TYPE B2 3 BEDROOM APT. 415
TYPE B2 3 BEDROOM APT. 411	TYPE A2 2 BEDROOM APT. 412	TYPE A1 3 BEDROOM APT. 413	TYPE A2 2 BEDROOM APT. 414	TYPE B2 3 BEDROOM APT. 415
TYPE B2 3 BEDROOM APT. 401	TYPE A2 2 BEDROOM APT. 402	TYPE A1 3 BEDROOM APT. 403	TYPE A2 2 BEDROOM APT. 404	TYPE B2 3 BEDROOM APT. 405
BASEMENT / PARKING				

### APARTMENT AREA

Hall	6,39 m <sup>2</sup>
Living room	26,24 m <sup>2</sup>
Kitchen	8,98 m <sup>2</sup>
Bedroom 1	11,47 m <sup>2</sup>
Bathroom 1	5,10 m <sup>2</sup>
Master Bedroom	13,52 m <sup>2</sup>
Master Bathroom	5,10 m <sup>2</sup>
Terrace	36,62 m <sup>2</sup>
<hr/>	
Useful surface	113,42 m <sup>2</sup>
Garden	23,04 m <sup>2</sup>
Area decreto 218/2005 boja	84,48 m <sup>2</sup>
<b>TOTAL BUILT AREA</b>	<b>129,59 m<sup>2</sup></b>



# Block 4

## GROUND FLOOR

TYPE A1

3 BEDROOM APARTMENT



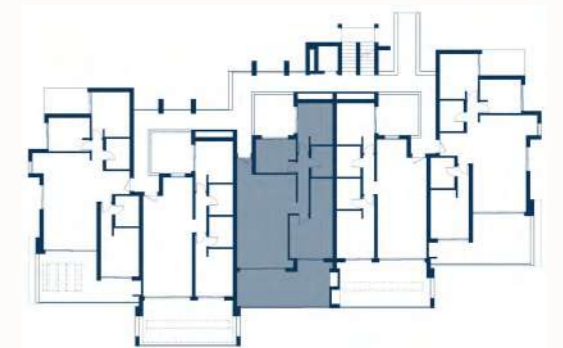
## 3 BEDROOM APARTMENT GROUND FLOOR

**APT. 403**

SOLARIUM		SOLARIUM		
TYPE C2 3 BEDROOM APT. 421	TYPE A1 3 BEDROOM APT. 422	TYPE C2 3 BEDROOM APT. 423		
TYPE B2 3 BEDROOM APT. 411	TYPE A2 2 BEDROOM APT. 412	TYPE A1 3 BEDROOM APT. 413	TYPE A2 2 BEDROOM APT. 414	TYPE B2 3 BEDROOM APT. 415
TYPE B2 3 BEDROOM APT. 401	TYPE A2 2 BEDROOM APT. 402	TYPE A1 3 BEDROOM APT. 403	TYPE A2 2 BEDROOM APT. 404	TYPE B2 3 BEDROOM APT. 405
BASEMENT / PARKING				

### APARTMENT AREA

Hall	6,55 m <sup>2</sup>
Living room	19,43 m <sup>2</sup>
Kitchen	15,99 m <sup>2</sup>
Bedroom 1	10,69 m <sup>2</sup>
Bathroom 1	4,54 m <sup>2</sup>
Bedroom 2	9,30 m <sup>2</sup>
Master Bedroom	12,33 m <sup>2</sup>
Master Bathroom	5,92 m <sup>2</sup>
Terrace	33,11 m <sup>2</sup>
<hr/>	
Useful surface	117,86 m <sup>2</sup>
Garden	37,94 m <sup>2</sup>
Area decreto 218/2005 boja	93,23 m <sup>2</sup>
<b>TOTAL BUILT AREA</b>	<b>133,42 m<sup>2</sup></b>





# Block 4 GROUND FLOOR

## TYPE A2

### 2 BEDROOM APARTMENT



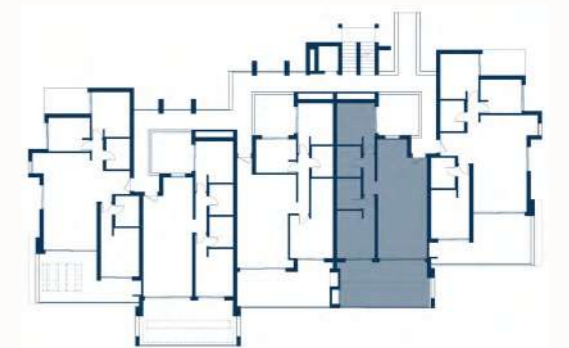
## 2 BEDROOM APARTMENT GROUND FLOOR

### APT. 404

SOLARIUM		SOLARIUM		
TYPE C2 3 BEDROOM APT. 421	TYPE A2 2 BEDROOM APT. 412	TYPE A1 3 BEDROOM APT. 422	TYPE C2 3 BEDROOM APT. 423	TYPE B2 3 BEDROOM APT. 415
TYPE B2 3 BEDROOM APT. 411	TYPE A2 2 BEDROOM APT. 412	TYPE A1 3 BEDROOM APT. 413	TYPE A2 2 BEDROOM APT. 414	TYPE B2 3 BEDROOM APT. 415
TYPE B2 3 BEDROOM APT. 401	TYPE A2 2 BEDROOM APT. 402	TYPE A1 3 BEDROOM APT. 403	TYPE A2 2 BEDROOM APT. 404	TYPE B2 3 BEDROOM APT. 405
BASEMENT / PARKING				

### APARTMENT AREA

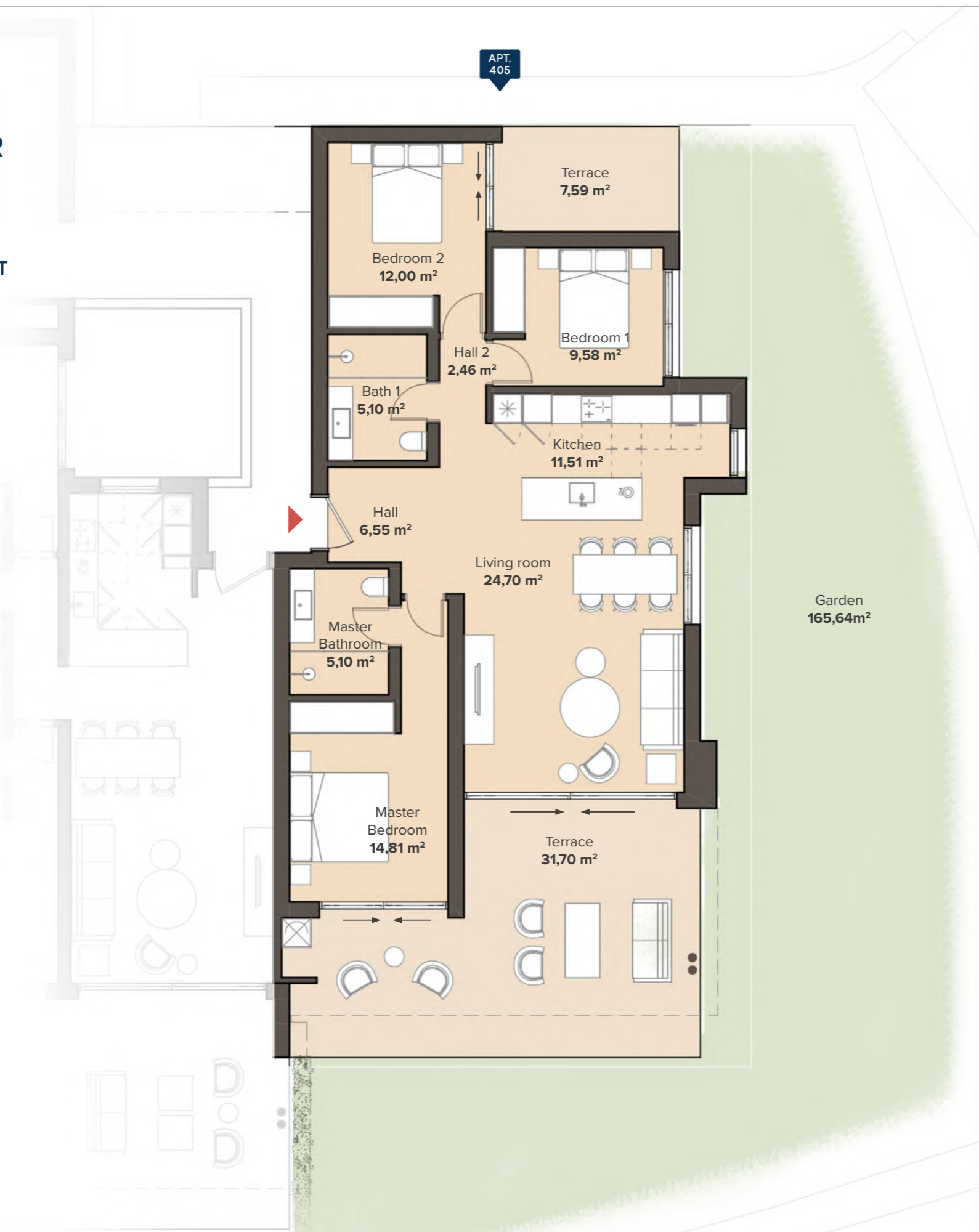
Hall	6,39 m <sup>2</sup>
Living room	26,24 m <sup>2</sup>
Kitchen	8,98 m <sup>2</sup>
Bedroom 1	11,47 m <sup>2</sup>
Bathroom 1	5,10 m <sup>2</sup>
Master Bedroom	13,52 m <sup>2</sup>
Master Bathroom	5,10 m <sup>2</sup>
Terrace	35,95 m <sup>2</sup>
<hr/>	
Useful surface	112,75 m <sup>2</sup>
Garden	24,20 m <sup>2</sup>
Area decreto 218/2005 boja	84,48 m <sup>2</sup>
<b>TOTAL BUILT AREA</b>	<b>128,38 m<sup>2</sup></b>



# Block 4 GROUND FLOOR

**TYPE B2**

**3 BEDROOM APARTMENT**



APT. 405



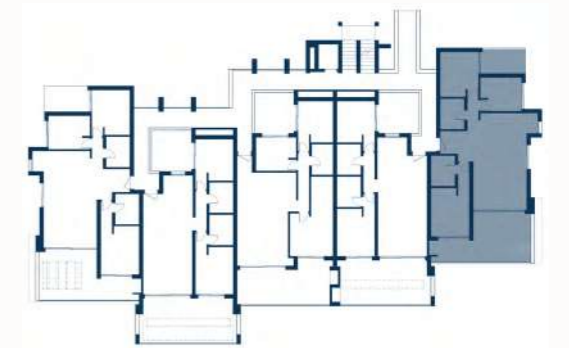
## 3 BEDROOM APARTMENT GROUND FLOOR

**APT. 405**

SOLARIUM		SOLARIUM		
TYPE C2 3 BEDROOM APT. 421	TYPE A2 2 BEDROOM APT. 412	TYPE A1 3 BEDROOM APT. 422	TYPE A2 2 BEDROOM APT. 414	TYPE C2 3 BEDROOM APT. 423
TYPE B2 3 BEDROOM APT. 411	TYPE A2 2 BEDROOM APT. 412	TYPE A1 3 BEDROOM APT. 413	TYPE A2 2 BEDROOM APT. 414	TYPE B2 3 BEDROOM APT. 415
TYPE B2 3 BEDROOM APT. 401	TYPE A2 2 BEDROOM APT. 402	TYPE A1 3 BEDROOM APT. 403	TYPE A2 2 BEDROOM APT. 404	TYPE B2 3 BEDROOM APT. 405
BASEMENT / PARKING				

### APARTMENT AREA

Hall	9,01 m <sup>2</sup>
Living room	24,70 m <sup>2</sup>
Kitchen	11,51 m <sup>2</sup>
Bedroom 1	9,58 m <sup>2</sup>
Bathroom 1	5,10 m <sup>2</sup>
Bedroom 2	12,00 m <sup>2</sup>
Master Bedroom	14,81 m <sup>2</sup>
Master Bathroom	5,10 m <sup>2</sup>
Terrace	39,29 m <sup>2</sup>
<hr/>	
Useful surface	133,49 m <sup>2</sup>
Garden	165,64 m <sup>2</sup>
Area decreto 218/2005 boja	100,99 m <sup>2</sup>
<b>TOTAL BUILT AREA</b>	<b>153,62 m<sup>2</sup></b>



# Block 4 / FIRST FLOOR

Apartments 411 - 415



## Block 4

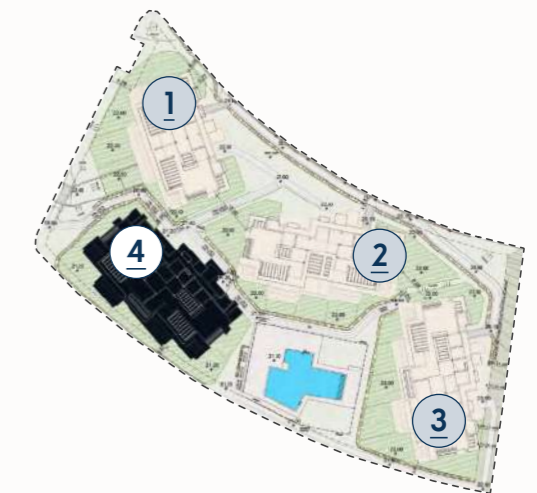
SOLARIUM		SOLARIUM		
TYPE C2 3 BEDROOM APT. 421	TYPE A2 2 BEDROOM APT. 412	TYPE A1 3 BEDROOM APT. 413	TYPE A2 2 BEDROOM APT. 414	TYPE C2 3 BEDROOM APT. 423
TYPE B2 3 BEDROOM APT. 411	TYPE A2 2 BEDROOM APT. 412	TYPE A1 3 BEDROOM APT. 413	TYPE A2 2 BEDROOM APT. 414	TYPE B2 3 BEDROOM APT. 415
TYPE B2 3 BEDROOM APT. 401	TYPE A2 2 BEDROOM APT. 402	TYPE A1 3 BEDROOM APT. 403	TYPE A2 2 BEDROOM APT. 404	TYPE B2 3 BEDROOM APT. 405

BASEMENT / PARKING

### TOTAL AREA

APT. Nº	BEDS	BATHS	BUILT AREA M <sup>2</sup>	USEFUL AREA M <sup>2</sup>	TERRACE M <sup>2</sup>
411	3	2	139,56	118,12	26,31
412	2	2	124,72	106,84	30,04
413	3	2	126,59	111,03	26,28
414	2	2	122,67	106,08	29,28
415	3	2	139,56	118,12	26,31

1 PARKING SPACE & 1 STORAGE ROOM INCLUDED



# Block 4 FIRST FLOOR

**TYPE B2**

**3 BEDROOM APARTMENT**



## 3 BEDROOM APARTMENT FIRST FLOOR

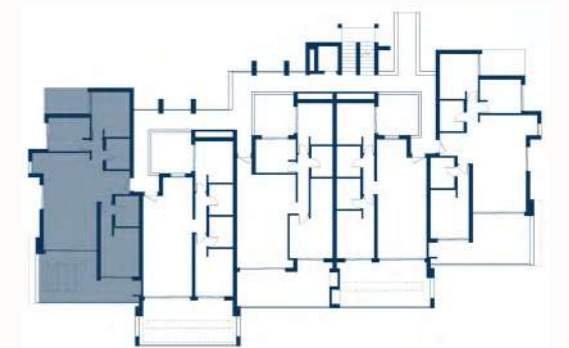
**APT. 411**

SOLARIUM		SOLARIUM		
TYPE C2 3 BEDROOM APT. 421	TYPE A2 2 BEDROOM APT. 412	TYPE A1 3 BEDROOM APT. 422	TYPE C2 3 BEDROOM APT. 423	TYPE B2 3 BEDROOM APT. 415
TYPE B2 3 BEDROOM APT. 411	TYPE A2 2 BEDROOM APT. 412	TYPE A1 3 BEDROOM APT. 413	TYPE A2 2 BEDROOM APT. 414	TYPE B2 3 BEDROOM APT. 415
TYPE B2 3 BEDROOM APT. 401	TYPE A2 2 BEDROOM APT. 402	TYPE A1 3 BEDROOM APT. 403	TYPE A2 2 BEDROOM APT. 404	TYPE B2 3 BEDROOM APT. 405
BASEMENT / PARKING				

### APARTMENT AREA

Hall	9,01 m <sup>2</sup>
Living room	24,70 m <sup>2</sup>
Kitchen	11,51 m <sup>2</sup>
Bedroom 1	9,58 m <sup>2</sup>
Bathroom 1	5,10 m <sup>2</sup>
Bedroom 2	12,00 m <sup>2</sup>
Master Bedroom	14,81 m <sup>2</sup>
Master Bathroom	5,10 m <sup>2</sup>
Terrace	26,31 m <sup>2</sup>

Useful surface	118,12 m <sup>2</sup>
Area decreto 218/2005 boja	100,99 m <sup>2</sup>
<b>TOTAL BUILT AREA</b>	<b>139,56 m<sup>2</sup></b>



# Block 4 FIRST FLOOR

## TYPE A2

### 2 BEDROOM APARTMENT



## 2 BEDROOM APARTMENT FIRST FLOOR

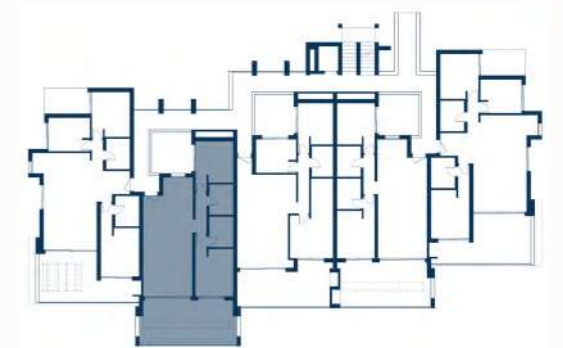
### APT. 412

SOLARIUM		SOLARIUM	
TYPE C2 3 BEDROOM APT. 421	TYPE A1 3 BEDROOM APT. 422	TYPE C2 3 BEDROOM APT. 423	
TYPE B2 3 BEDROOM APT. 411	TYPE A2 2 BEDROOM APT. 412	TYPE A1 3 BEDROOM APT. 413	TYPE A2 2 BEDROOM APT. 414
TYPE B2 3 BEDROOM APT. 401	TYPE A2 2 BEDROOM APT. 402	TYPE A1 3 BEDROOM APT. 403	TYPE A2 2 BEDROOM APT. 404
			TYPE B2 3 BEDROOM APT. 415
			TYPE B2 3 BEDROOM APT. 405
BASEMENT / PARKING			

### APARTMENT AREA

Hall	6,39 m <sup>2</sup>
Living room	26,24 m <sup>2</sup>
Kitchen	8,98 m <sup>2</sup>
Bedroom 1	11,47 m <sup>2</sup>
Bathroom 1	5,10 m <sup>2</sup>
Master Bedroom	13,52 m <sup>2</sup>
Master Bathroom	5,10 m <sup>2</sup>
Terrace	30,04 m <sup>2</sup>

Useful surface	106,84 m <sup>2</sup>
Area decreto 218/2005 boja	84,48 m <sup>2</sup>
<b>TOTAL BUILT AREA</b>	<b>124,72 m<sup>2</sup></b>



# Block 4 FIRST FLOOR

TYPE A1

3 BEDROOM APARTMENT

APT.  
413



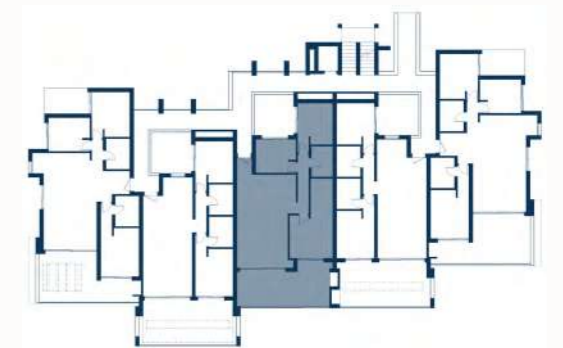
## 3 BEDROOM APARTMENT FIRST FLOOR

**APT. 413**

SOLARIUM		SOLARIUM		
TYPE C2 3 BEDROOM APT. 421	TYPE A1 3 BEDROOM APT. 422	TYPE C2 3 BEDROOM APT. 423		
TYPE B2 3 BEDROOM APT. 411	TYPE A2 2 BEDROOM APT. 412	TYPE A1 3 BEDROOM APT. 413	TYPE A2 2 BEDROOM APT. 414	TYPE B2 3 BEDROOM APT. 415
TYPE B2 3 BEDROOM APT. 401	TYPE A2 2 BEDROOM APT. 402	TYPE A1 3 BEDROOM APT. 403	TYPE A2 2 BEDROOM APT. 404	TYPE B2 3 BEDROOM APT. 405
BASEMENT / PARKING				

### APARTMENT AREA

Hall	6,55 m <sup>2</sup>
Living room	19,43 m <sup>2</sup>
Kitchen	15,99 m <sup>2</sup>
Bedroom 1	10,69 m <sup>2</sup>
Bathroom 1	4,54 m <sup>2</sup>
Bedroom 2	9,30 m <sup>2</sup>
Master Bedroom	12,33 m <sup>2</sup>
Master Bathroom	5,92 m <sup>2</sup>
Terrace	26,28 m <sup>2</sup>
<hr/>	
Useful surface	111,03 m <sup>2</sup>
Area decreto 218/2005 boja	93,23 m <sup>2</sup>
<b>TOTAL BUILT AREA</b>	<b>126,59 m<sup>2</sup></b>

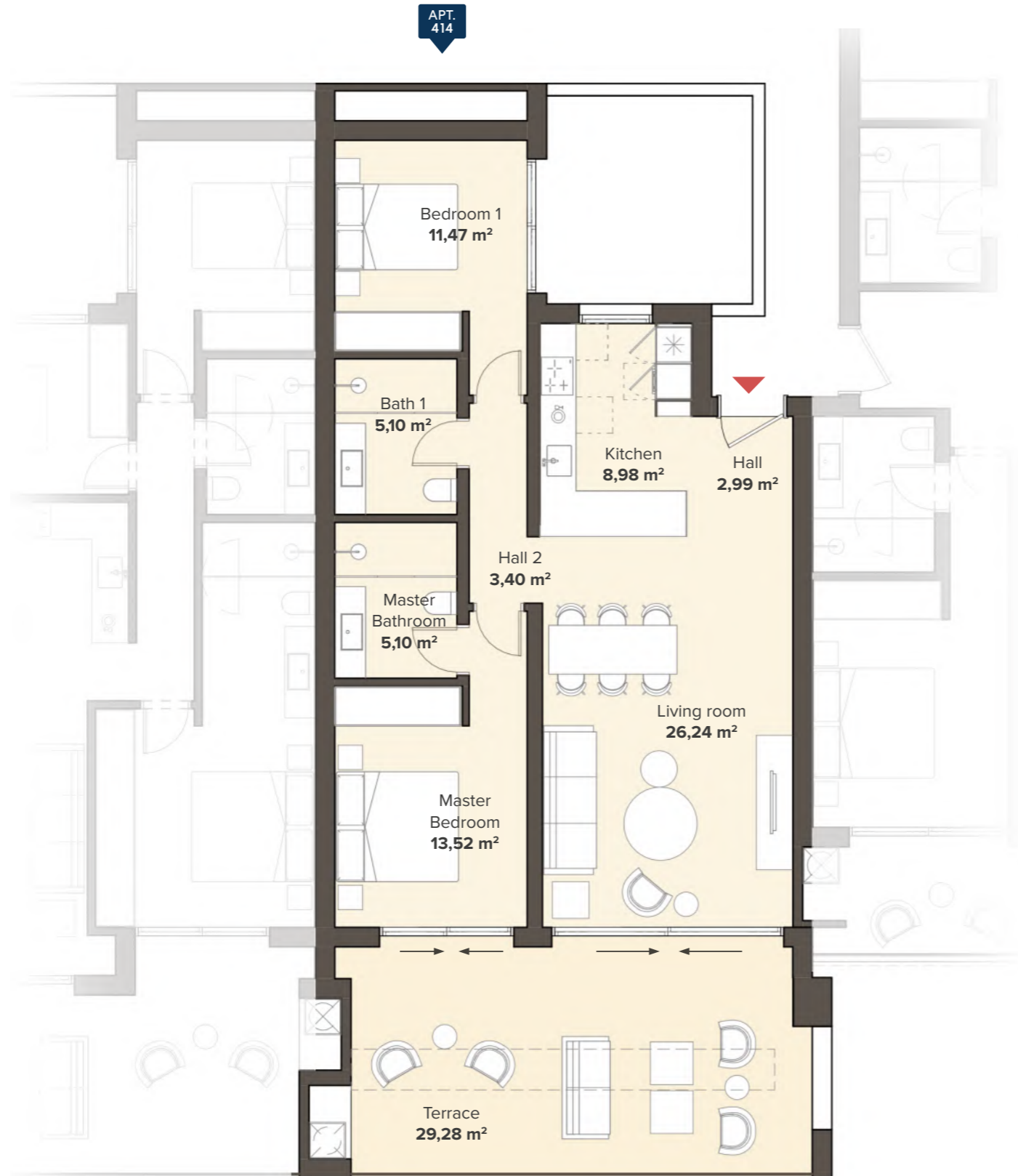


# Block 4

## FIRST FLOOR

### TYPE A2

### 2 BEDROOM APARTMENT



## 2 BEDROOM APARTMENT FIRST FLOOR

### APT. 414

SOLARIUM		SOLARIUM	
TYPE C2 3 BEDROOM APT. 421	TYPE A1 3 BEDROOM APT. 422	TYPE C2 3 BEDROOM APT. 423	
TYPE B2 3 BEDROOM APT. 411	TYPE A2 2 BEDROOM APT. 412	TYPE A1 3 BEDROOM APT. 413	TYPE A2 2 BEDROOM APT. 414
TYPE B2 3 BEDROOM APT. 401	TYPE A2 2 BEDROOM APT. 402	TYPE A1 3 BEDROOM APT. 403	TYPE A2 2 BEDROOM APT. 404
			TYPE B2 3 BEDROOM APT. 405
BASEMENT / PARKING			

### APARTMENT AREA

Hall	6,39 m <sup>2</sup>
Living room	26,24 m <sup>2</sup>
Kitchen	8,98 m <sup>2</sup>
Bedroom 1	11,47 m <sup>2</sup>
Bathroom 1	5,10 m <sup>2</sup>
Master Bedroom	13,52 m <sup>2</sup>
Master Bathroom	5,10 m <sup>2</sup>
Terrace	29,28 m <sup>2</sup>

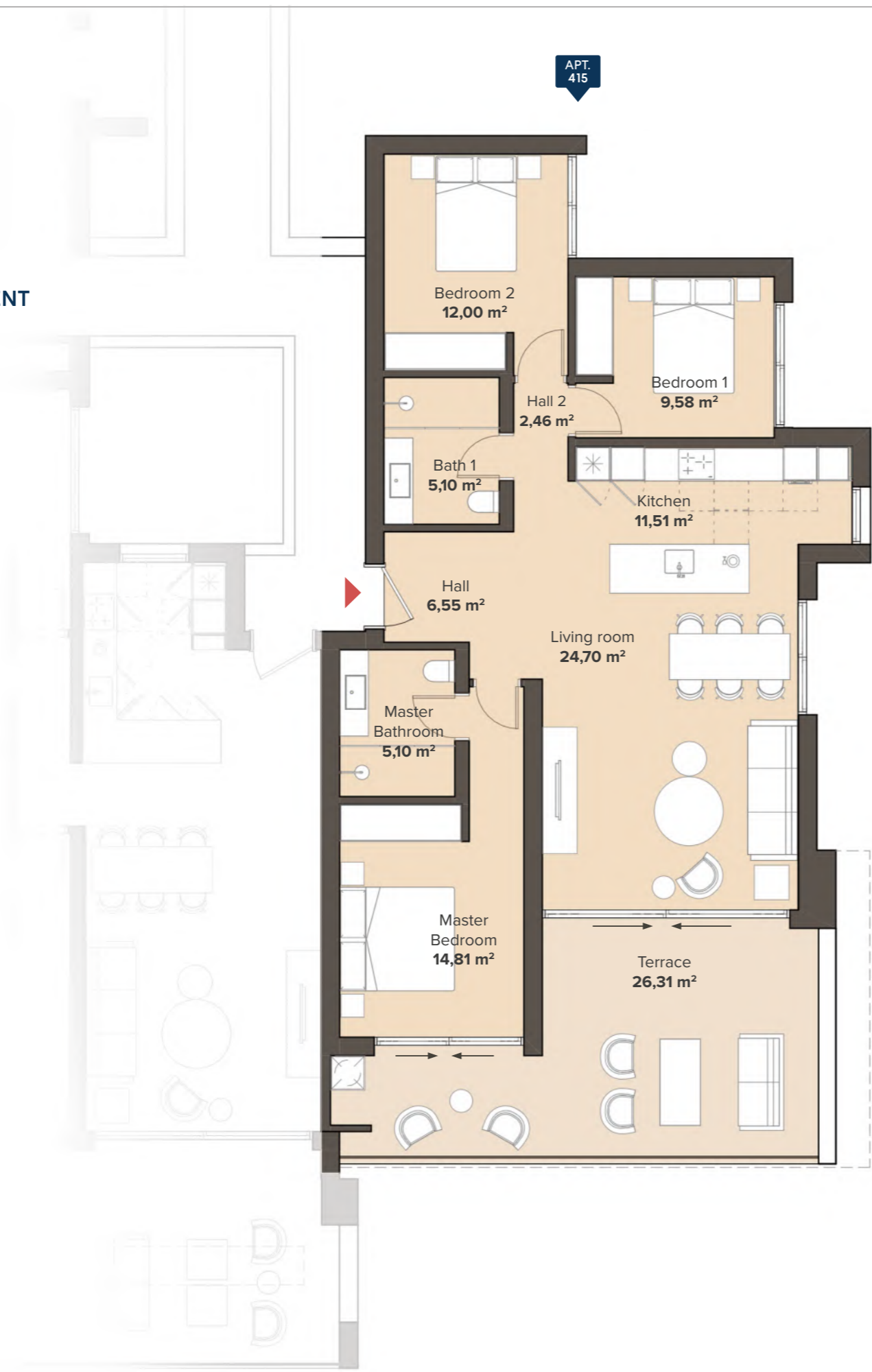
Useful surface	106,08 m <sup>2</sup>
Area decreto 218/2005 boja	84,48 m <sup>2</sup>
<b>TOTAL BUILT AREA</b>	<b>122,67 m<sup>2</sup></b>



# Block 4 FIRST FLOOR

**TYPE B2**

**3 BEDROOM APARTMENT**



## 3 BEDROOM APARTMENT FIRST FLOOR

**APT. 415**

SOLARIUM		SOLARIUM		
TYPE C2 3 BEDROOM APT. 421	TYPE A2 2 BEDROOM APT. 412	TYPE A1 3 BEDROOM APT. 422	TYPE C2 3 BEDROOM APT. 423	TYPE B2 3 BEDROOM APT. 415
TYPE B2 3 BEDROOM APT. 411	TYPE A2 2 BEDROOM APT. 412	TYPE A1 3 BEDROOM APT. 413	TYPE A2 2 BEDROOM APT. 414	TYPE B2 3 BEDROOM APT. 415
TYPE B2 3 BEDROOM APT. 401	TYPE A2 2 BEDROOM APT. 402	TYPE A1 3 BEDROOM APT. 403	TYPE A2 2 BEDROOM APT. 404	TYPE B2 3 BEDROOM APT. 405
BASEMENT / PARKING				

### APARTMENT AREA

Hall	9,01 m <sup>2</sup>
Living room	24,70 m <sup>2</sup>
Kitchen	11,51 m <sup>2</sup>
Bedroom 1	9,58 m <sup>2</sup>
Bathroom 1	5,10 m <sup>2</sup>
Bedroom 2	12,00 m <sup>2</sup>
Master Bedroom	14,81 m <sup>2</sup>
Master Bathroom	5,10 m <sup>2</sup>
Terrace	26,31 m <sup>2</sup>
<hr/>	
Useful surface	118,12 m <sup>2</sup>
Area decreto 218/2005 boja	100,99 m <sup>2</sup>
<b>TOTAL BUILT AREA</b>	<b>139,56 m<sup>2</sup></b>





# Block 4 / SECOND FLOOR

## Penthouse 421 - 423



### Block 4

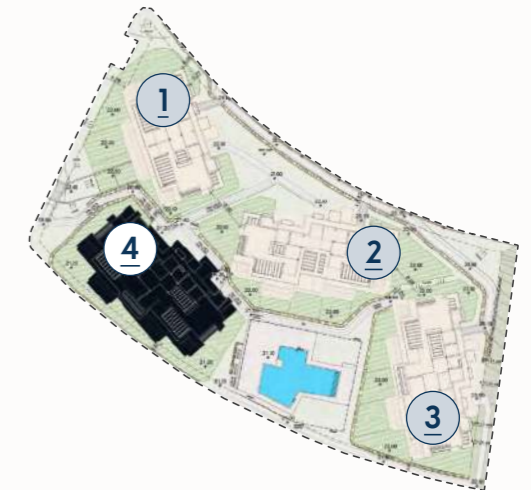
SOLARIUM		SOLARIUM		SOLARIUM	
TYPE C2 3 BEDROOM APT. 421	TYPE A1 3 BEDROOM APT. 422	TYPE C2 3 BEDROOM APT. 423	TYPE A2 2 BEDROOM APT. 414	TYPE B2 3 BEDROOM APT. 415	TYPE B2 3 BEDROOM APT. 405
TYPE B2 3 BEDROOM APT. 411	TYPE A2 2 BEDROOM APT. 412	TYPE A1 3 BEDROOM APT. 413	TYPE A2 2 BEDROOM APT. 414	TYPE B2 3 BEDROOM APT. 415	TYPE B2 3 BEDROOM APT. 405
TYPE B2 3 BEDROOM APT. 401	TYPE A2 2 BEDROOM APT. 402	TYPE A1 3 BEDROOM APT. 403	TYPE A2 2 BEDROOM APT. 404	TYPE B2 3 BEDROOM APT. 405	TYPE B2 3 BEDROOM APT. 405
BASEMENT / PARKING					

### TOTAL AREA

APT. Nº	BEDS	BATHS	BUILT AREA M <sup>2</sup>	USEFUL AREA M <sup>2</sup>	TERRACE M <sup>2</sup>
421	3	2	378,71	329,60	73,28
422	3	2	129,58	111,44	26,69
423	3	2	375,43	326,53	73,02

2 PARKING SPACES & 1 STORAGE ROOM INCLUDED IN APT. 421 & APT. 423

1 PARKING SPACES & 1 STORAGE ROOM INCLUDED IN APT. 422



# Block 4 / SOLARIUM

Penthouse 421 - 423



## Block 4

SOLARIUM		SOLARIUM		
TYPE C2 3 BEDROOM APT. 421	TYPE A2 2 BEDROOM APT. 412	TYPE A1 3 BEDROOM APT. 422	TYPE C2 3 BEDROOM APT. 423	TYPE B2 3 BEDROOM APT. 415
TYPE B2 3 BEDROOM APT. 411	TYPE A2 2 BEDROOM APT. 412	TYPE A1 3 BEDROOM APT. 413	TYPE A2 2 BEDROOM APT. 414	TYPE B2 3 BEDROOM APT. 415
TYPE B2 3 BEDROOM APT. 401	TYPE A2 2 BEDROOM APT. 402	TYPE A1 3 BEDROOM APT. 403	TYPE A2 2 BEDROOM APT. 404	TYPE B2 3 BEDROOM APT. 405
BASEMENT / PARKING				

### TOTAL AREA

APT. Nº	BEDS	BATHS	BUILT AREA M <sup>2</sup>	USEFUL AREA M <sup>2</sup>	SOLARIUM M <sup>2</sup>
421	3	2	378,71	329,60	147,85
422	3	2	129,58	111,44	—
423	3	2	375,43	326,53	145,05

2 PARKING SPACES & 1 STORAGE ROOM INCLUDED IN APT. 421 & APT. 423

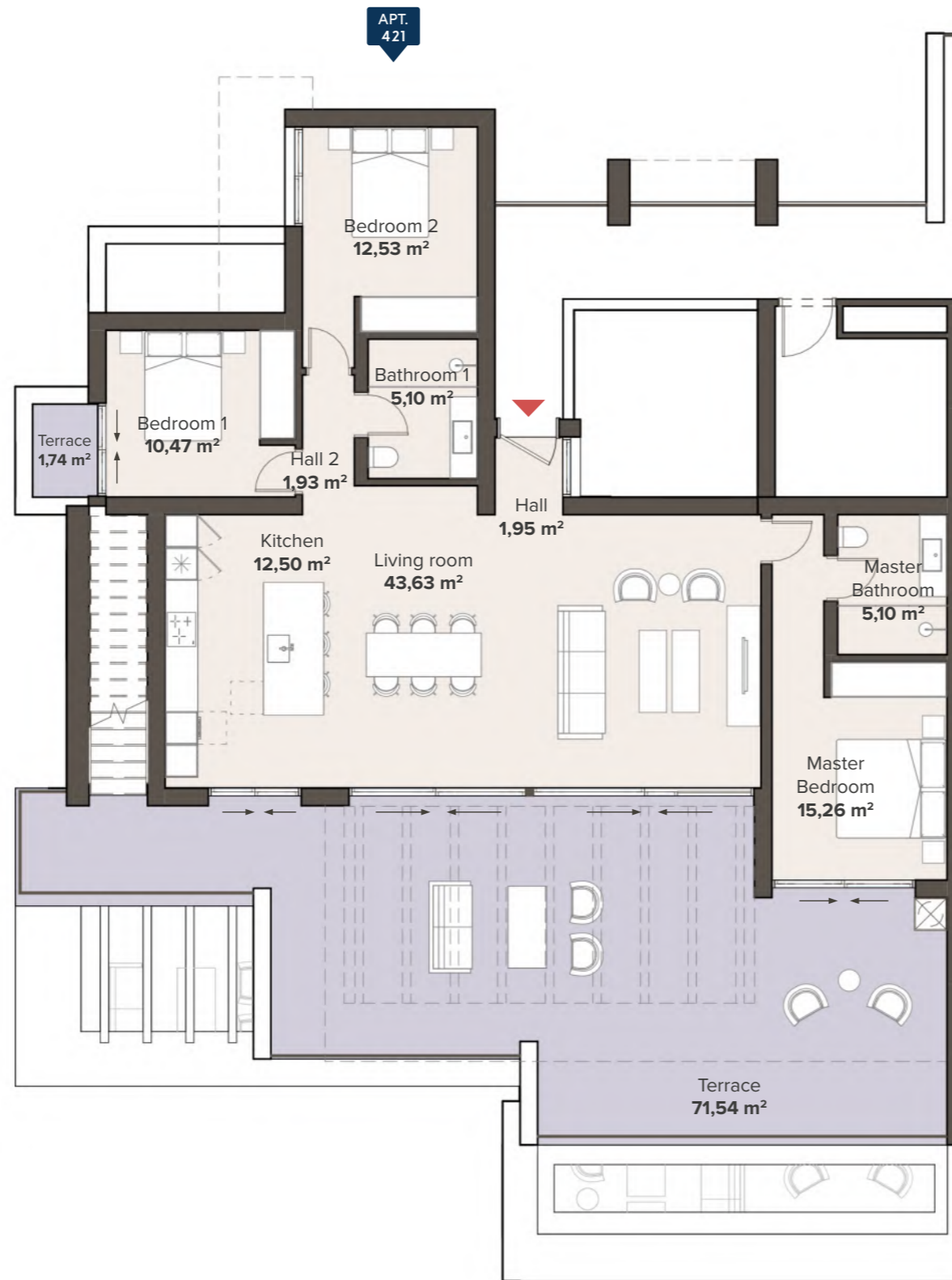
1 PARKING SPACES & 1 STORAGE ROOM INCLUDED IN APT. 422



# Block 4 SECOND FLOOR

TYPE C2

3 BEDROOM PENTHOUSE



## 3 BEDROOM PENTHOUSE SECOND FLOOR

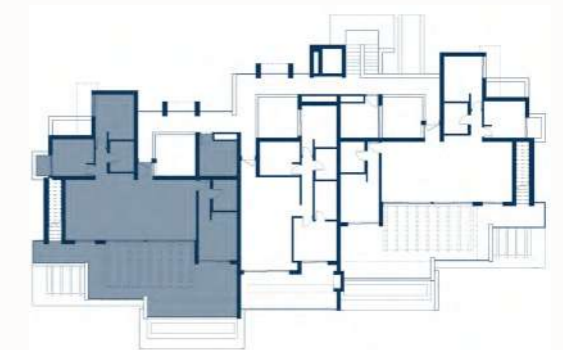
**APT. 421**

SOLARIUM		SOLARIUM		SOLARIUM	
TYPE B2 3 BEDROOM APT. 411	TYPE A2 2 BEDROOM APT. 412	TYPE A1 3 BEDROOM APT. 422	TYPE A2 2 BEDROOM APT. 414	TYPE C2 3 BEDROOM APT. 423	TYPE B2 3 BEDROOM APT. 415
TYPE B2 3 BEDROOM APT. 401	TYPE A2 2 BEDROOM APT. 402	TYPE A1 3 BEDROOM APT. 403	TYPE A2 2 BEDROOM APT. 404	TYPE C2 3 BEDROOM APT. 405	TYPE B2 3 BEDROOM APT. 405
BASEMENT / PARKING					

### APARTMENT AREA

Hall	3,88 m <sup>2</sup>
Living room	43,63 m <sup>2</sup>
Kitchen	12,50 m <sup>2</sup>
Bedroom 1	10,47 m <sup>2</sup>
Bathroom 1	5,10 m <sup>2</sup>
Bedroom 2	12,53 m <sup>2</sup>
Master Bedroom	15,26 m <sup>2</sup>
Master Bathroom	5,10 m <sup>2</sup>
Terrace	75,52 m <sup>2</sup>

Useful surface	329,60 m <sup>2</sup>
Solarium	147,85 m <sup>2</sup>
Area decreto 218/2005 boja	119,32 m <sup>2</sup>
<b>TOTAL BUILT AREA</b>	<b>378,71 m<sup>2</sup></b>



# Block 4 SOLARIUM

TYPE C2

3 BEDROOM PENTHOUSE



## 3 BEDROOM PENTHOUSE SECOND FLOOR

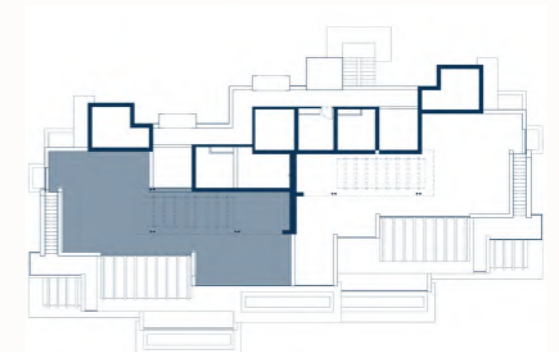
**APT. 421**

SOLARIUM		SOLARIUM		
TYPE C2 3 BEDROOM APT. 421	TYPE A2 2 BEDROOM APT. 412	TYPE A1 3 BEDROOM APT. 422	TYPE C2 3 BEDROOM APT. 423	TYPE B2 3 BEDROOM APT. 411
TYPE B2 3 BEDROOM APT. 401	TYPE A2 2 BEDROOM APT. 402	TYPE A1 3 BEDROOM APT. 403	TYPE A2 2 BEDROOM APT. 404	TYPE B2 3 BEDROOM APT. 405
BASEMENT / PARKING				

### APARTMENT AREA

Hall	3,88 m <sup>2</sup>
Living room	43,63 m <sup>2</sup>
Kitchen	12,50 m <sup>2</sup>
Bedroom 1	10,47 m <sup>2</sup>
Bathroom 1	5,10 m <sup>2</sup>
Bedroom 2	12,53 m <sup>2</sup>
Master Bedroom	15,26 m <sup>2</sup>
Master Bathroom	5,10 m <sup>2</sup>
Terrace	75,52 m <sup>2</sup>

Useful surface	329,60 m <sup>2</sup>
Solarium	147,85 m <sup>2</sup>
Area decreto 218/2005 boja	119,32 m <sup>2</sup>
<b>TOTAL BUILT AREA</b>	<b>378,71 m<sup>2</sup></b>



# Block 4 SECOND FLOOR

TYPE A1

3 BEDROOM APARTMENT

APT.  
422



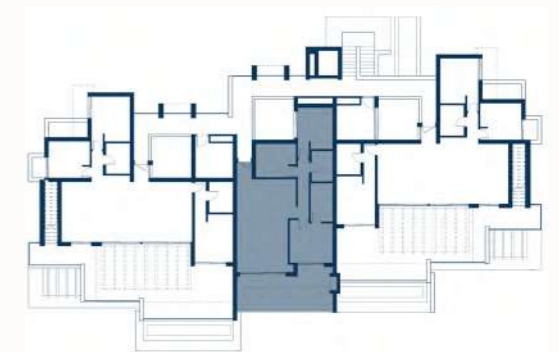
## 3 BEDROOM APARTMENT SECOND FLOOR

**APT. 422**

SOLARIUM		SOLARIUM		
TYPE C2 3 BEDROOM APT. 421	TYPE A1 3 BEDROOM APT. 422	TYPE C2 3 BEDROOM APT. 423		
TYPE B2 3 BEDROOM APT. 411	TYPE A2 2 BEDROOM APT. 412	TYPE A1 3 BEDROOM APT. 413	TYPE A2 2 BEDROOM APT. 414	TYPE B2 3 BEDROOM APT. 415
TYPE B2 3 BEDROOM APT. 401	TYPE A2 2 BEDROOM APT. 402	TYPE A1 3 BEDROOM APT. 403	TYPE A2 2 BEDROOM APT. 404	TYPE B2 3 BEDROOM APT. 405
BASEMENT / PARKING				

### APARTMENT AREA

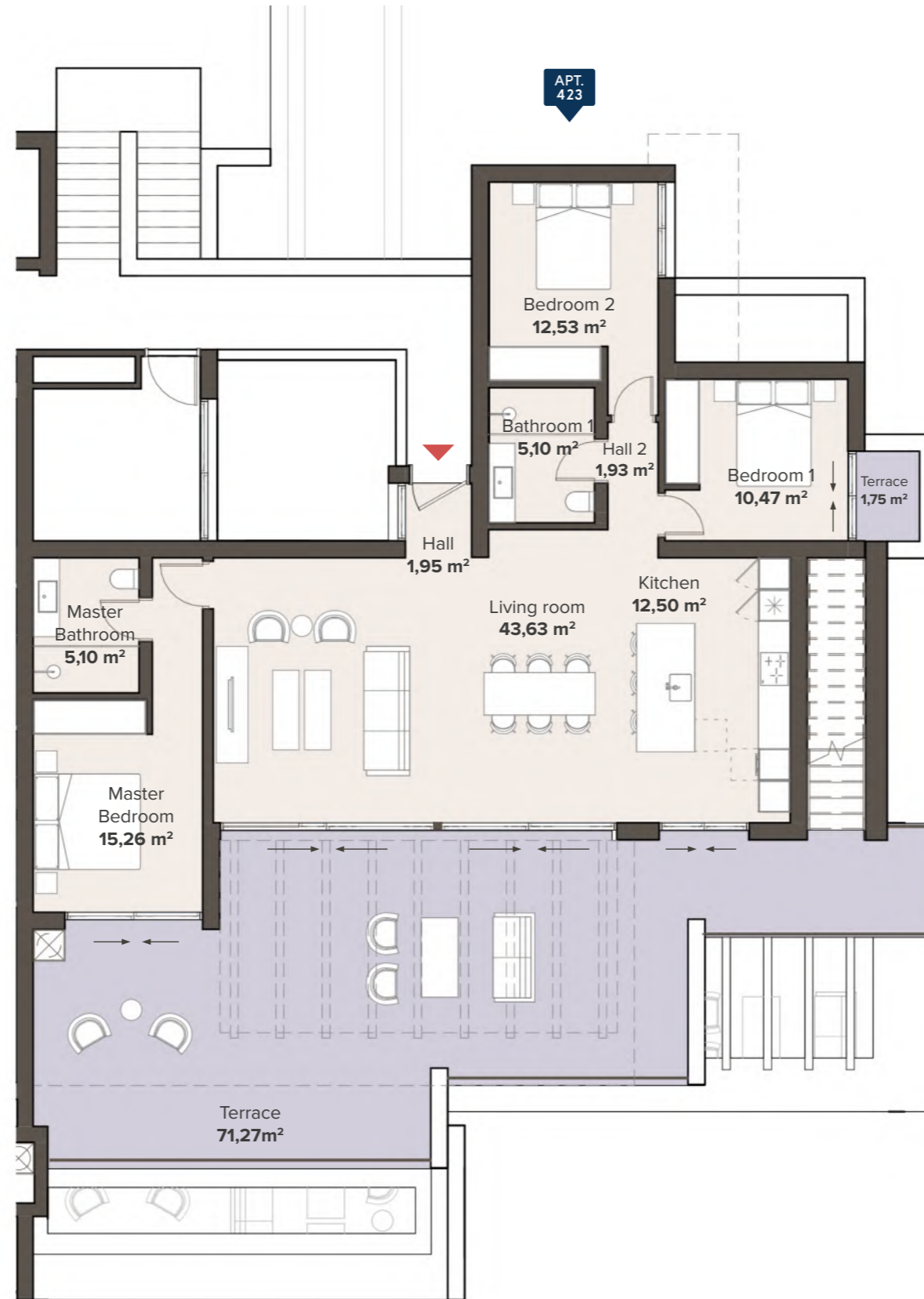
Hall	6,55 m <sup>2</sup>
Living room	19,43 m <sup>2</sup>
Kitchen	15,99 m <sup>2</sup>
Bedroom 1	10,69 m <sup>2</sup>
Bathroom 1	4,54 m <sup>2</sup>
Bedroom 2	9,30 m <sup>2</sup>
Master Bedroom	12,33 m <sup>2</sup>
Master Bathroom	5,92 m <sup>2</sup>
Terrace	26,29 m <sup>2</sup>
<hr/>	
Useful surface	111,44 m <sup>2</sup>
Area decreto 218/2005 boja	93,23 m <sup>2</sup>
<b>TOTAL BUILT AREA</b>	<b>129,58 m<sup>2</sup></b>



# Block 4 SECOND FLOOR

TYPE C2

3 BEDROOM PENTHOUSE



## 3 BEDROOM PENTHOUSE SECOND FLOOR

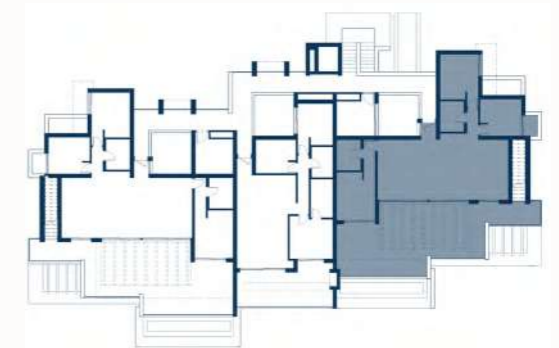
**APT. 423**

SOLARIUM		SOLARIUM		
TYPE C2 3 BEDROOM APT. 421	TYPE A2 2 BEDROOM APT. 412	TYPE A1 3 BEDROOM APT. 422	TYPE C2 3 BEDROOM APT. 423	TYPE B2 3 BEDROOM APT. 411
TYPE B2 3 BEDROOM APT. 411	TYPE A2 2 BEDROOM APT. 412	TYPE A1 3 BEDROOM APT. 413	TYPE A2 2 BEDROOM APT. 414	TYPE B2 3 BEDROOM APT. 415
TYPE B2 3 BEDROOM APT. 401	TYPE A2 2 BEDROOM APT. 402	TYPE A1 3 BEDROOM APT. 403	TYPE A2 2 BEDROOM APT. 404	TYPE B2 3 BEDROOM APT. 405
BASEMENT / PARKING				

### APARTMENT AREA

Hall	3,88 m <sup>2</sup>
Living room	43,63 m <sup>2</sup>
Kitchen	12,50 m <sup>2</sup>
Bedroom 1	10,47 m <sup>2</sup>
Bathroom 1	5,10 m <sup>2</sup>
Bedroom 2	12,53 m <sup>2</sup>
Master Bedroom	15,26 m <sup>2</sup>
Master Bathroom	5,10 m <sup>2</sup>
Terrace	73,02 m <sup>2</sup>

Useful surface	326,53 m <sup>2</sup>
Solarium	145,05 m <sup>2</sup>
Area decreto 218/2005 boja	119,32 m <sup>2</sup>
<b>TOTAL BUILT AREA</b>	<b>375,43 m<sup>2</sup></b>



# Block 4 SECOND FLOOR

TYPE C2

3 BEDROOM PENTHOUSE



## 3 BEDROOM PENTHOUSE SECOND FLOOR

**APT. 423**

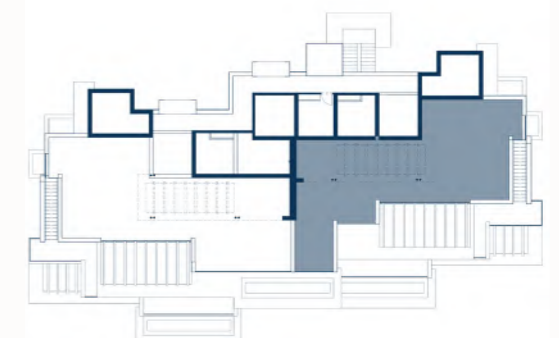
SOLARIUM		SOLARIUM		
TYPE C2 3 BEDROOM APT. 421	TYPE A2 2 BEDROOM APT. 412	TYPE A1 3 BEDROOM APT. 422	TYPE C2 3 BEDROOM APT. 423	TYPE B2 3 BEDROOM APT. 411
TYPE B2 3 BEDROOM APT. 411	TYPE A2 2 BEDROOM APT. 412	TYPE A1 3 BEDROOM APT. 413	TYPE A2 2 BEDROOM APT. 414	TYPE B2 3 BEDROOM APT. 415
TYPE B2 3 BEDROOM APT. 401	TYPE A2 2 BEDROOM APT. 402	TYPE A1 3 BEDROOM APT. 403	TYPE A2 2 BEDROOM APT. 404	TYPE B2 3 BEDROOM APT. 405

BASEMENT / PARKING

### APARTMENT AREA

Hall	3,88 m <sup>2</sup>
Living room	43,63 m <sup>2</sup>
Kitchen	12,50 m <sup>2</sup>
Bedroom 1	10,47 m <sup>2</sup>
Bathroom 1	5,10 m <sup>2</sup>
Bedroom 2	12,53 m <sup>2</sup>
Master Bedroom	15,26 m <sup>2</sup>
Master Bathroom	5,10 m <sup>2</sup>
Terrace	73,02 m <sup>2</sup>

Useful surface	326,53 m <sup>2</sup>
Solarium	145,05 m <sup>2</sup>
Area decreto 218/2005 boja	119,32 m <sup>2</sup>
<b>TOTAL BUILT AREA</b>	<b>375,43 m<sup>2</sup></b>





# Sunway

R E S I D E N C E